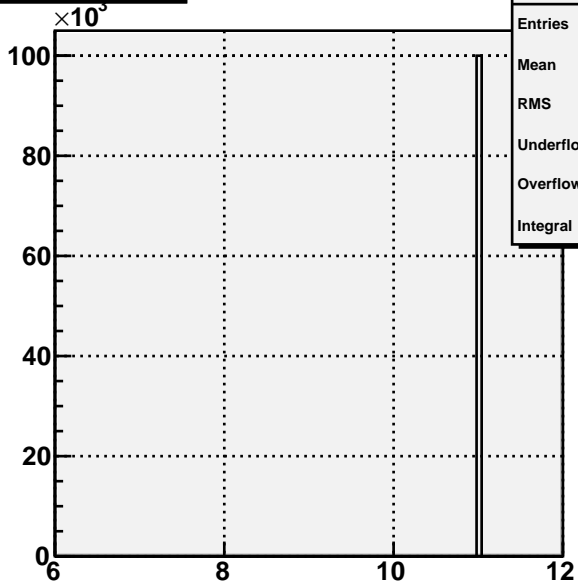
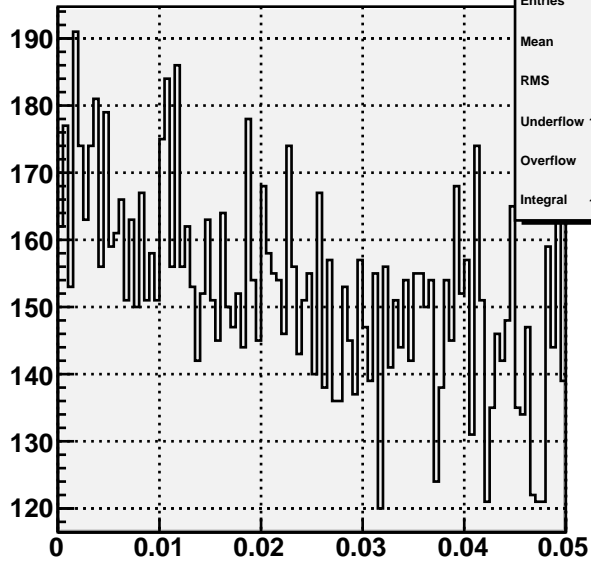
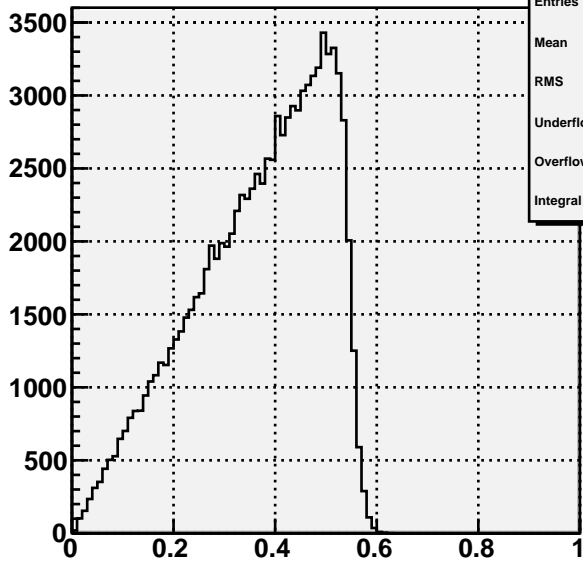


Eb=11.00 GeV**H1Eb**

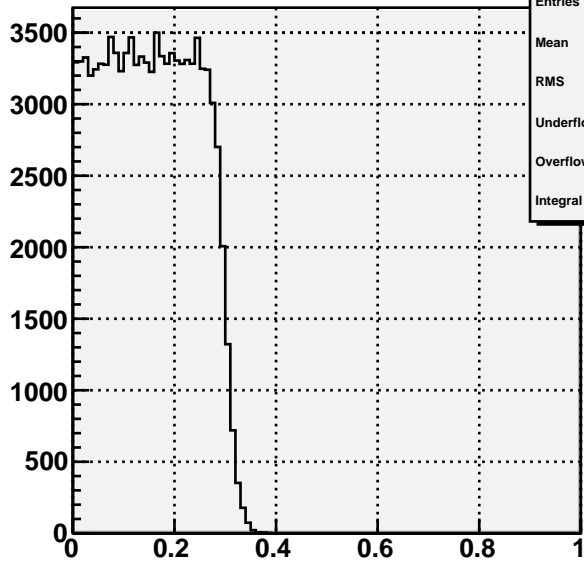
Entries	99999
Mean	11
RMS	0
Underflow	0
Overflow	0
Integral	1e+05

-t (GeV²)**H1t**

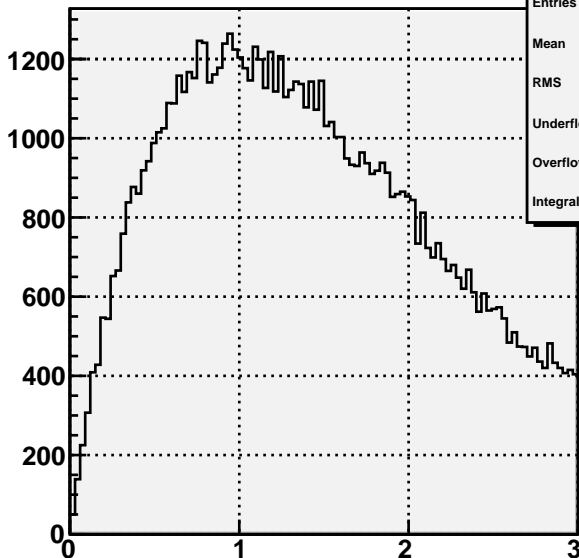
Entries	99999
Mean	0.02424
RMS	0.0145
Underflow	1.661e+04
Overflow	6.811e+04
Integral	1.528e+04

mg1g2 (GeV)**H1mg1g2**

Entries	99999
Mean	0.3668
RMS	0.1298
Underflow	0
Overflow	60
Integral	9.994e+04

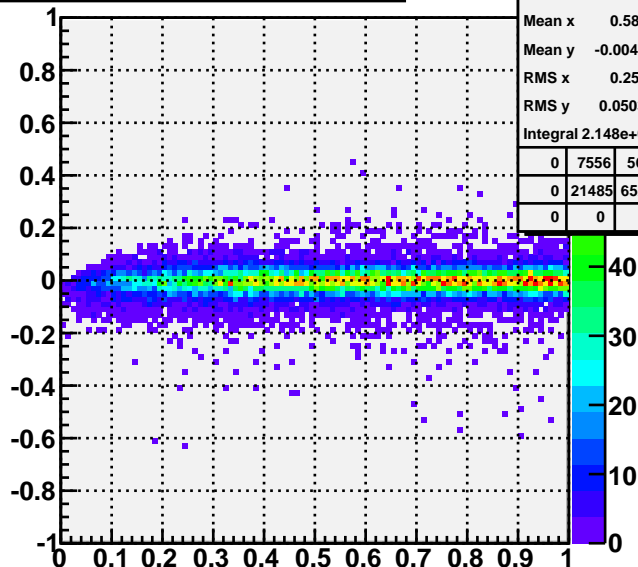
mg1g2² (GeV²)**H1mg1g22**

Entries	99999
Mean	0.1514
RMS	0.08782
Underflow	60
Overflow	0
Integral	9.994e+04

θ_η (degrees)

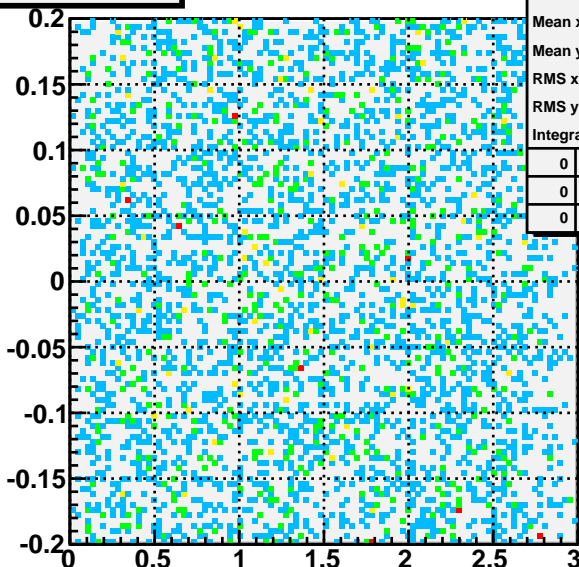
H1eta_the

Entries	99999
Mean	1.391
RMS	0.7372
Underflow	0
Overflow	1.704e+04
Integral	8.296e+04

GEN-REC θ_η vs θ_η (degrees)

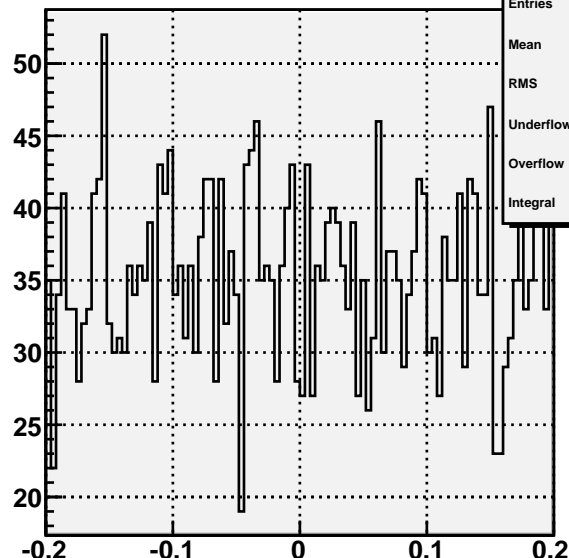
H2Data_thevsthe

Entries	99999	
Mean x	0.5869	
Mean y	-0.00478	
RMS x	0.2549	
RMS y	0.05035	
Integral	2.148e+04	
0	7556	5659
0	21485	65273
0	0	26

 $p_{z_\eta} - E_b$ vs θ_η 

H1eta_inelast_the

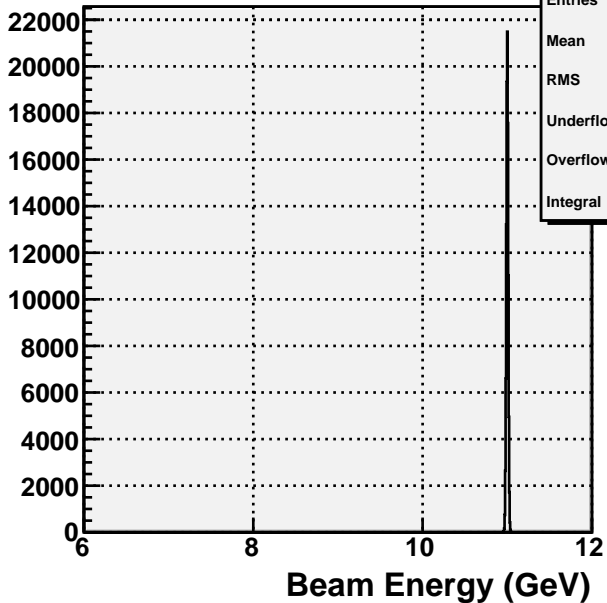
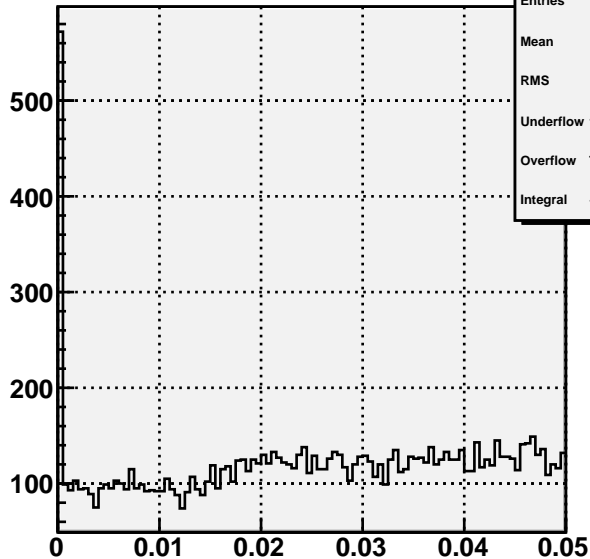
Entries	99999	
Mean x	1.458	
Mean y	-0.0006619	
RMS x	0.8022	
RMS y	0.1162	
Integral	3563	
0	48083	0
0	3563	3
0	31313	17037

Ratio(p1/eta1) - E_b 

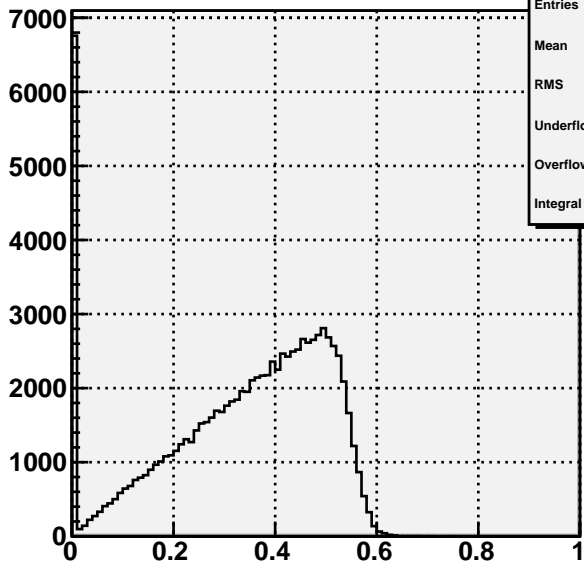
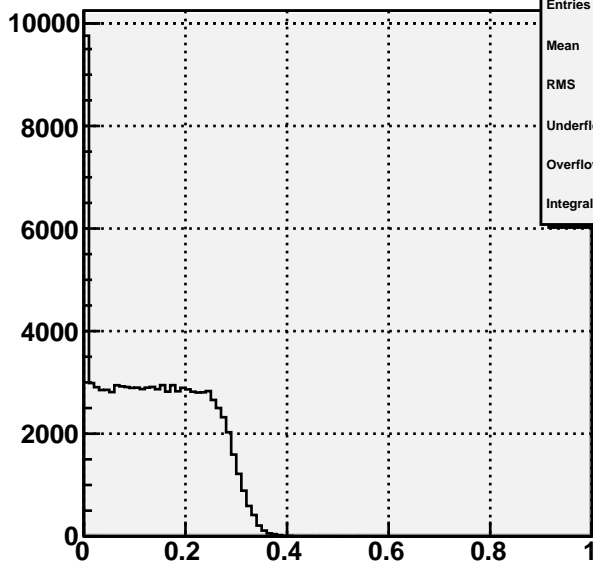
H1eta_inelast1

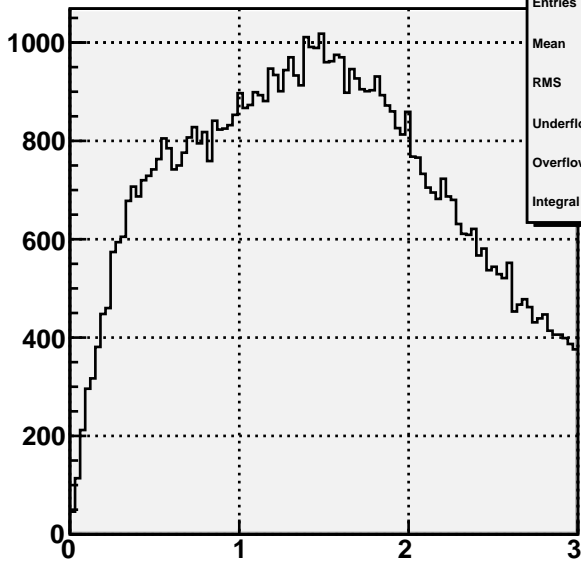
Entries	99999
Mean	0.0007614
RMS	0.1154
Underflow	4.824e+04
Overflow	4.821e+04
Integral	3545

REC Eb=11.00 GeV

REC -t (GeV²)

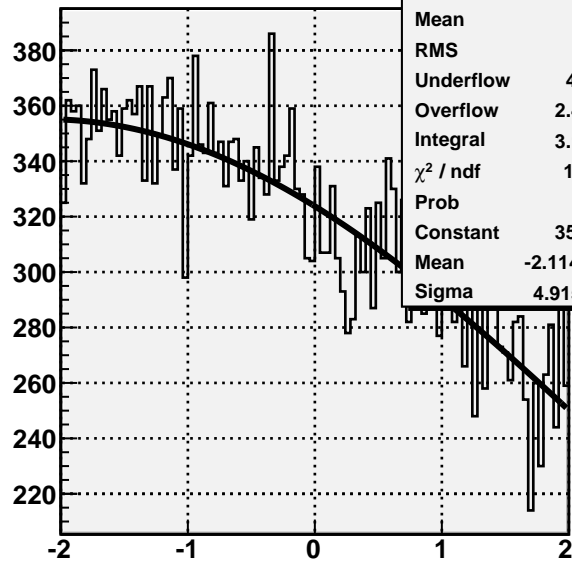
REC mg1g2 (GeV)

REC mg1g2² (GeV²)

REC θ_η (degrees)


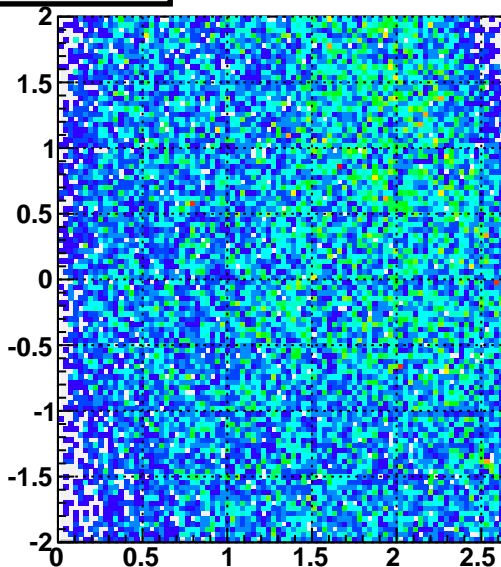
H1Reta_the	
Entries	99999
Mean	1.469
RMS	0.7463
Underflow	1.318e+04
Overflow	1.614e+04
Integral	7.068e+04

k1=0.050 k2=0.000 k3=0.020

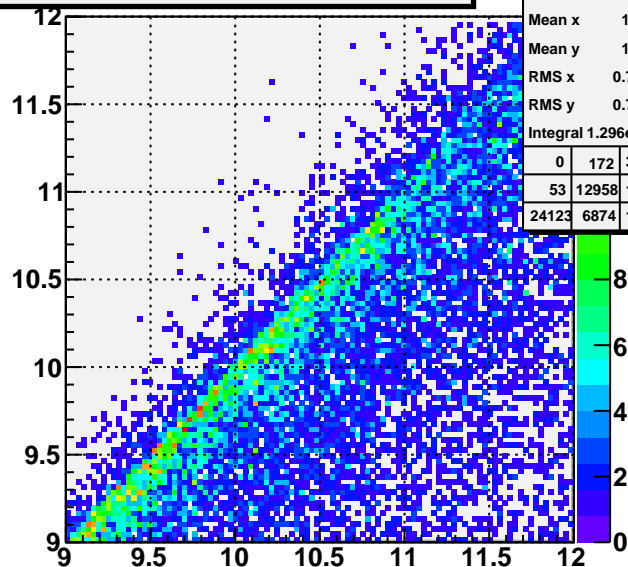
REC $pz_\eta - E_b$


H1Reta_pinelist	
Entries	99999
Mean	-0.112
RMS	1.139
Underflow	4.33e+04
Overflow	2.492e+04
Integral	3.177e+04
χ^2 / ndf	113.9 / 97
Prob	0.1162
Constant	355.1 ± 6.3
Mean	-2.114 ± 0.478
Sigma	4.915 ± 0.551

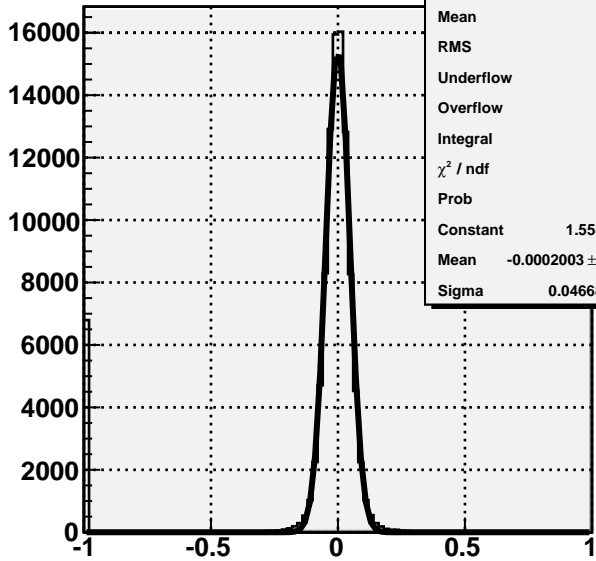
q1=0.640 q2=0.000 q3=0.000

 $pz_\eta - E_b$ vs θ_η


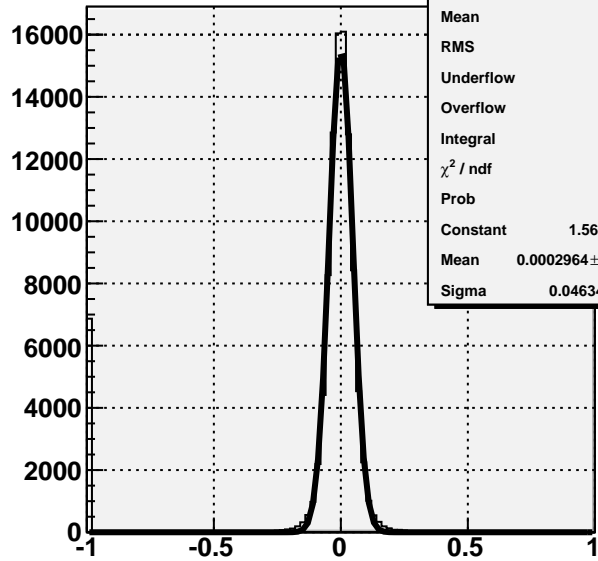
H1Reta_inelist_the		
Entries	99999	
Mean x	1.548	
Mean y	-0.003776	
RMS x	0.7645	
RMS y	1.119	
Integral	2.913e+04	
	2	17
	1684	29132
	11493	16646
	958	15164

REC $E_\eta (E1, E2)$ vs $E_\eta (E1, \theta)$ GeV


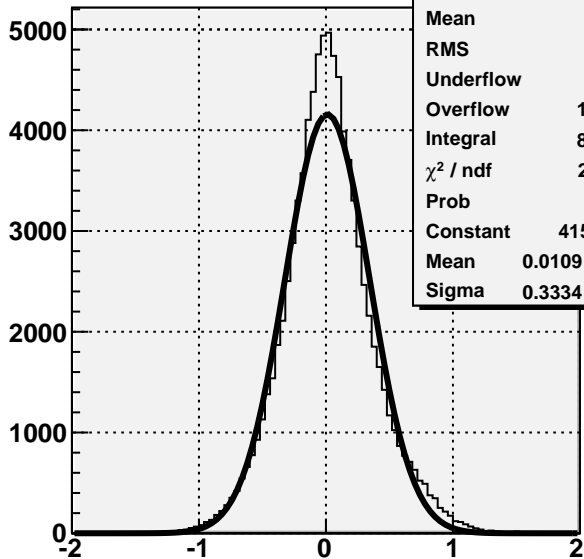
H2RetaEvsetaE2		
Entries	99999	
Mean x	10.64	
Mean y	10.19	
RMS x	0.7817	
RMS y	0.7607	
Integral	1.296e+04	
	0	172
	53	12958
	24123	6874
	11977	12197

GEN-REC $\Delta E_{\gamma 1}/E$ **H1Dg1_the**

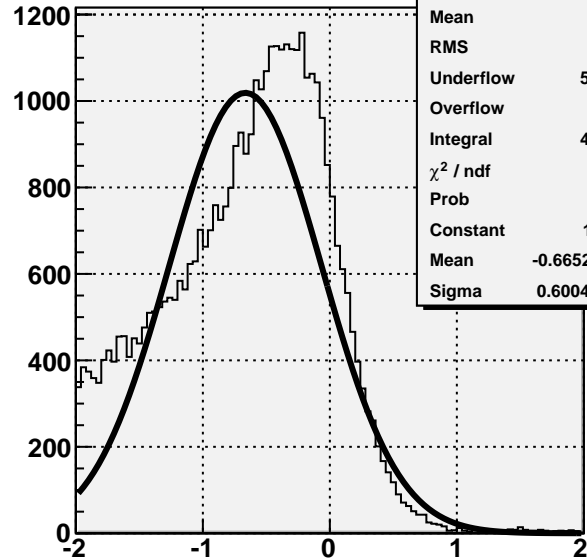
Entries	99999
Mean	-0.06805
RMS	0.2578
Underflow	1
Overflow	2
Integral	1e+05
χ^2 / ndf	8870 / 72
Prob	0
Constant	$1.558\text{e}+04 \pm 68$
Mean	-0.0002003 ± 0.0001547
Sigma	0.04668 ± 0.00013

k1=0.050 k2=0.000 k3=0.020**GEN-REC $\Delta E_{\gamma 2}/E$** **H1Dg2_the**

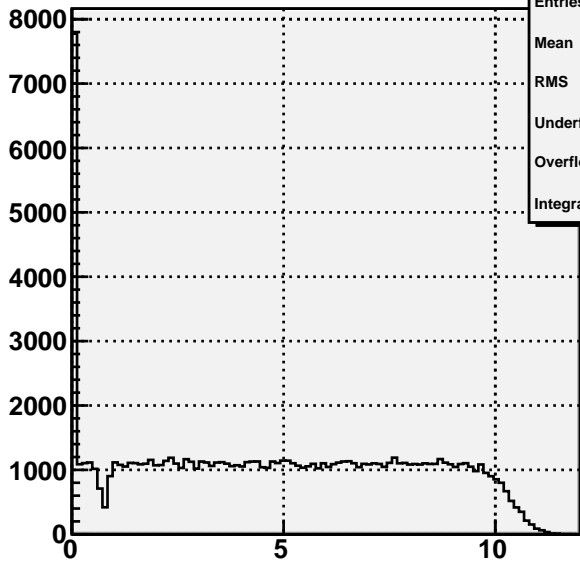
Entries	99999
Mean	-0.06851
RMS	0.2591
Underflow	3
Overflow	1
Integral	1e+05
χ^2 / ndf	9141 / 78
Prob	0
Constant	$1.564\text{e}+04 \pm 69$
Mean	0.0002964 ± 0.0001542
Sigma	0.04634 ± 0.00013

q1=0.640 q2=0.000 q3=0.000**GEN-REC $\Delta E_{\eta} (E1,E2)$** **H1Deta_E**

Entries	99999
Mean	0.02005
RMS	0.3496
Underflow	0
Overflow	1.08e+04
Integral	8.92e+04
χ^2 / ndf	2322 / 83
Prob	0
Constant	4158 ± 19.7
Mean	0.0109 ± 0.0011
Sigma	0.3334 ± 0.0011

GEN-REC $\Delta E_{\eta} (E,\theta)$ **H1Deta_E2**

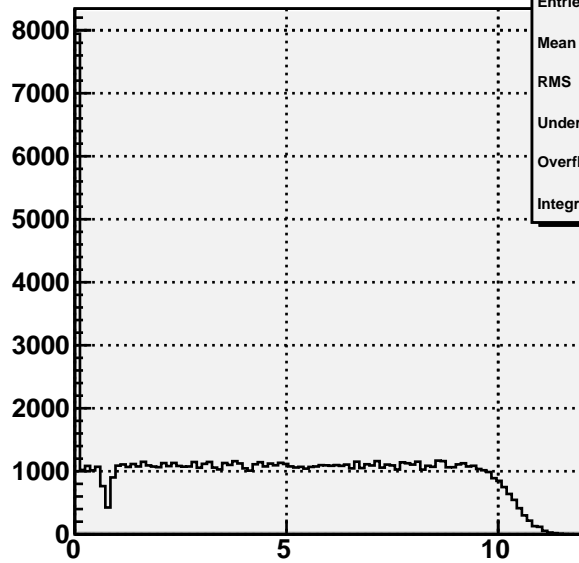
Entries	99999
Mean	-0.6508
RMS	0.6247
Underflow	5.066e+04
Overflow	7718
Integral	4.162e+04
χ^2 / ndf	3789 / 97
Prob	0
Constant	1019 ± 6.8
Mean	-0.6652 ± 0.0046
Sigma	0.6004 ± 0.0029

REC $E_{\gamma 1}$ (GeV)

k1=0.050 k2=0.000 k3=0.020

H1REg1

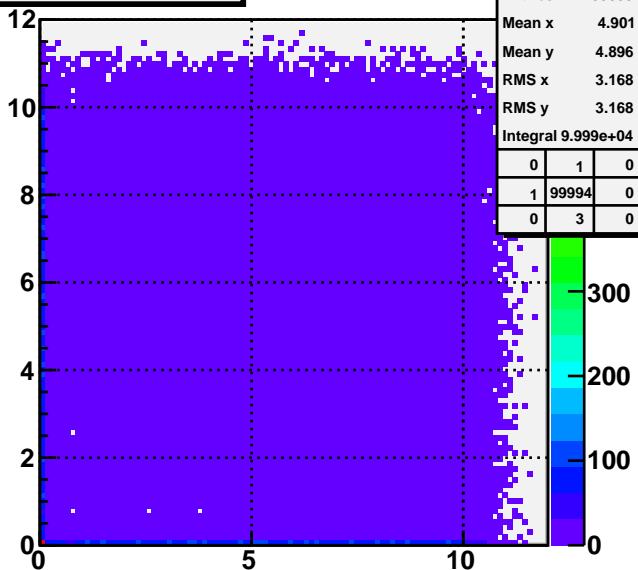
Entries	99999
Mean	4.901
RMS	3.168
Underflow	1
Overflow	0
Integral	1e+05

REC $E_{\gamma 2}$ (GeV)

q1=0.640 q2=0.000 q3=0.000

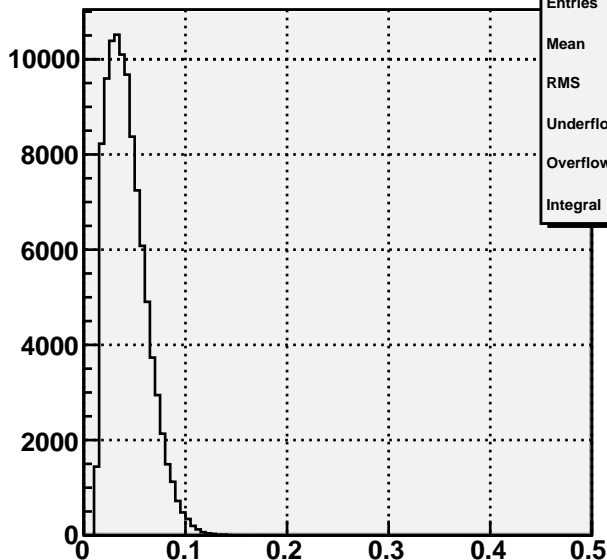
H1REg2

Entries	99999
Mean	4.896
RMS	3.168
Underflow	3
Overflow	1
Integral	1e+05

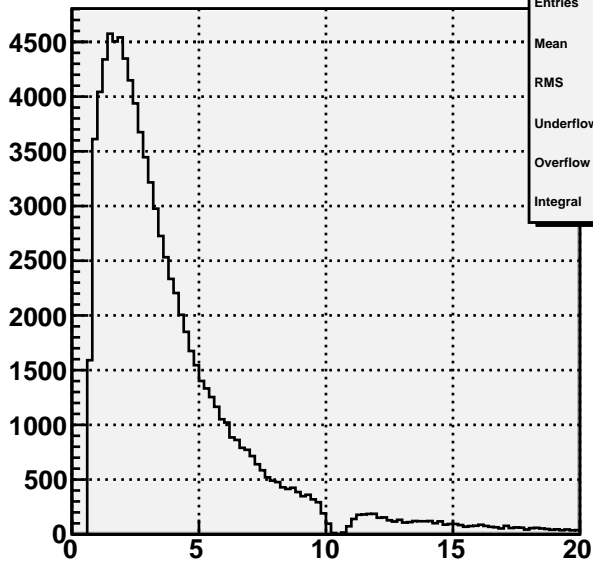
REC $E_{\gamma 2}$ vs $E_{\gamma 1}$ GeV**H2REg1vsEg2**

Entries	99999
Mean x	4.901
Mean y	4.896
RMS x	3.168
RMS y	3.168
Integral	9.999e+04

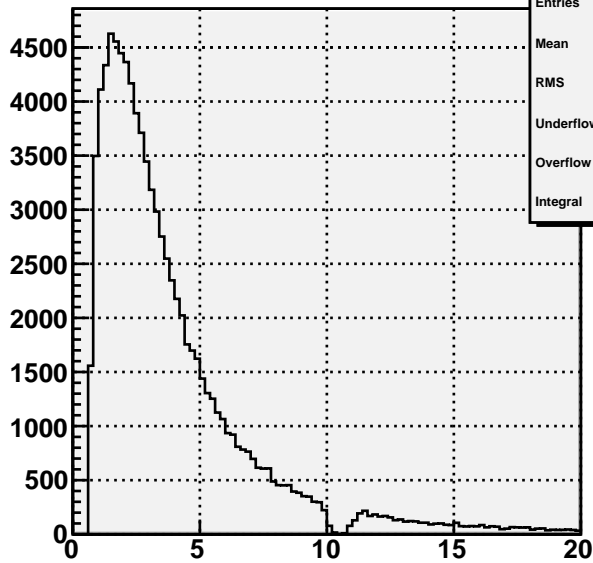
0	1	0
1	99994	0
0	3	0

REC P_p (GeV)**H1RPp**

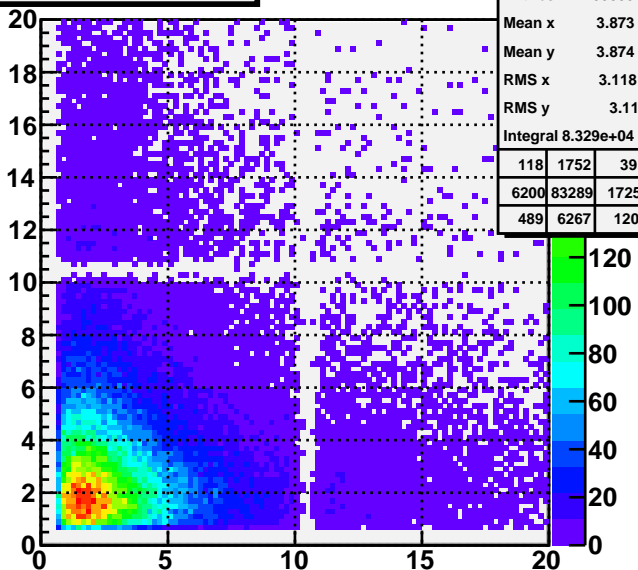
Entries	99999
Mean	0.04286
RMS	0.01929
Underflow	0
Overflow	0
Integral	1e+05

REC $\theta_{\gamma 1}$ (deg)**H1Rtheg1**

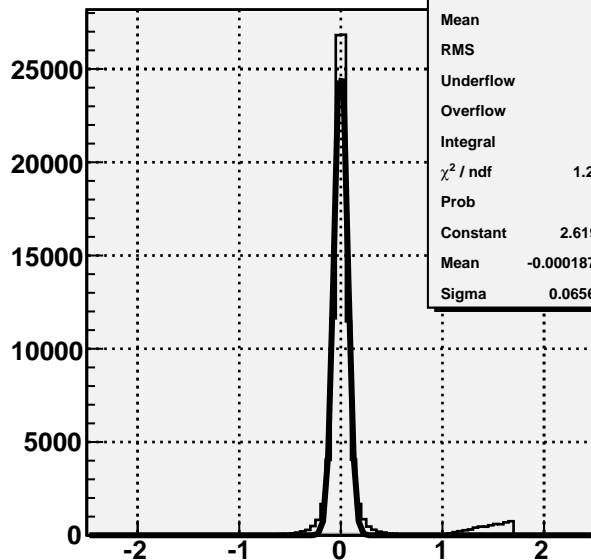
Entries	99999
Mean	3.871
RMS	3.116
Underflow	6807
Overflow	1884
Integral	9.131e+04

k1=0.050 k2=0.000 k3=0.020**REC $\theta_{\gamma 2}$ (deg)****H1Rtheg2**

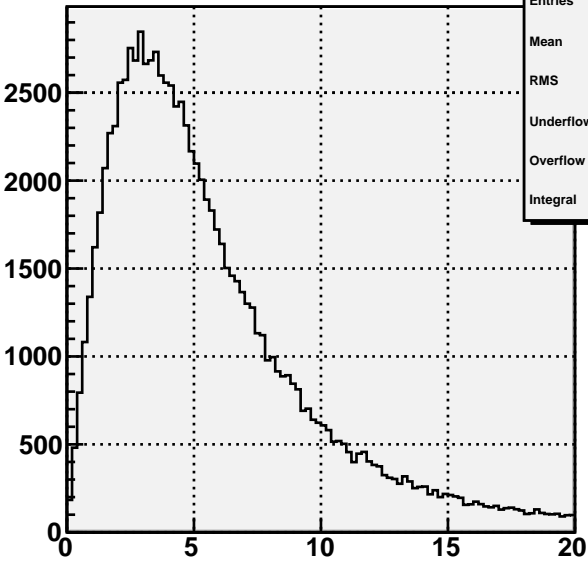
Entries	99999
Mean	3.869
RMS	3.106
Underflow	6876
Overflow	1909
Integral	9.121e+04

q1=0.640 q2=0.000 q3=0.000**REC $\theta_{\gamma 2}$ vs $\theta_{\gamma 2}$ (deg)****H2Rtheg1vstheg2**

Entries	99999	
Mean x	3.873	
Mean y	3.874	
RMS x	3.118	
RMS y	3.11	
Integral	8.329e+04	
118	1752	39
6200	83289	1725
489	6267	120

GEN-REC $\theta_{\gamma 1}$ (deg)**H1Dtheg1**

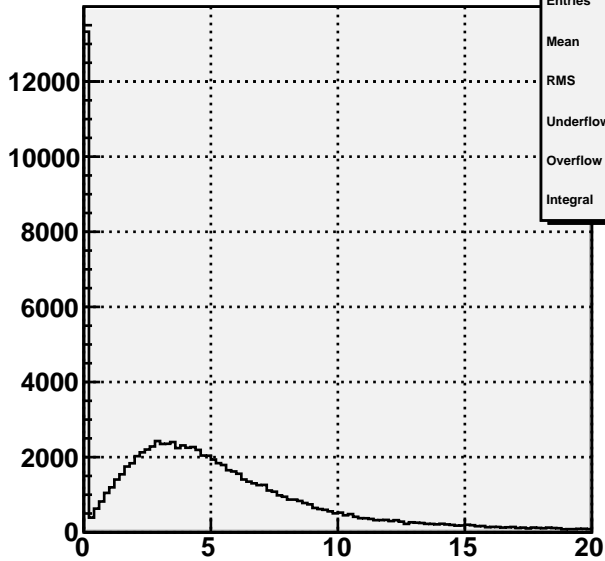
Entries	99999
Mean	0.08176
RMS	0.3603
Underflow	12
Overflow	1292
Integral	9.87e+04
χ^2 / ndf	1.244e+04 / 90
Prob	0
Constant	2.619e+04 \pm 130
Mean	-0.000187 \pm 0.000224
Sigma	0.06569 \pm 0.00024

$\theta_{\gamma\gamma 2}$ (deg)

k1=0.050 k2=0.000 k3=0.020

H1theg2g1

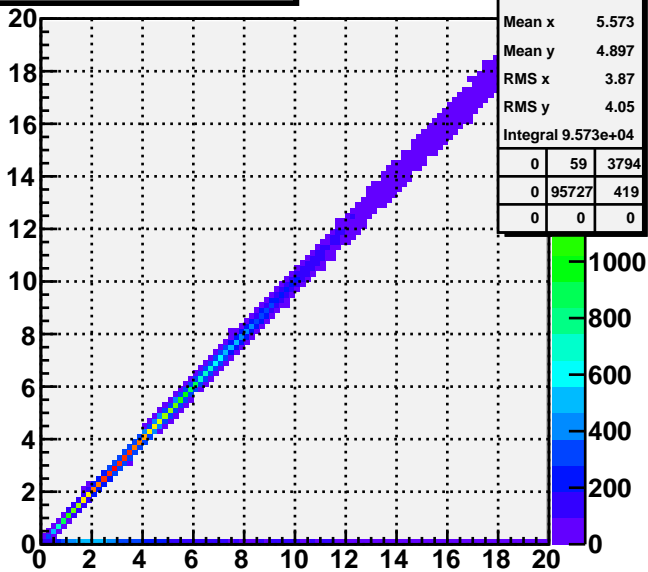
Entries	99999
Mean	5.582
RMS	3.885
Underflow	0
Overflow	4213
Integral	9.579e+04

REC $\theta_{\gamma\gamma 2}$ (deg)

q1=0.640 q2=0.000 q3=0.000

H1Rtheg2g1

Entries	99999
Mean	4.887
RMS	4.067
Underflow	0
Overflow	3853
Integral	9.615e+04

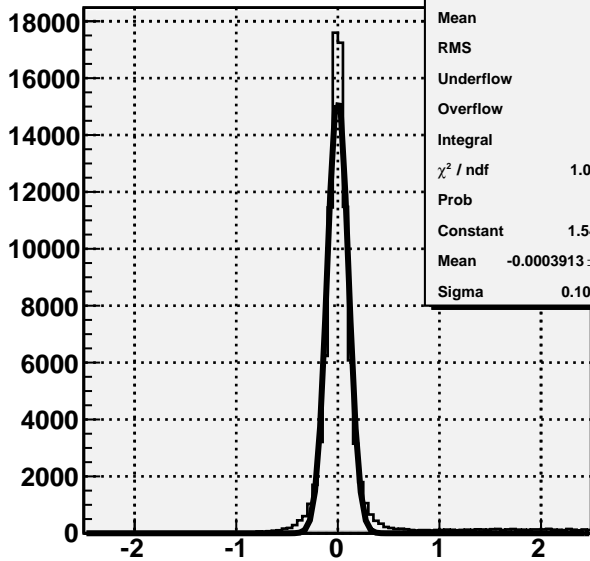
REC $\theta_{\gamma\gamma 2}$ vs $\theta_{\gamma\gamma 2}$ (deg)**H2Rtheg1g2_theg1g2**

Entries	99999
Mean x	5.573
Mean y	4.897
RMS x	3.87
RMS y	4.05
Integral	9.573e+04

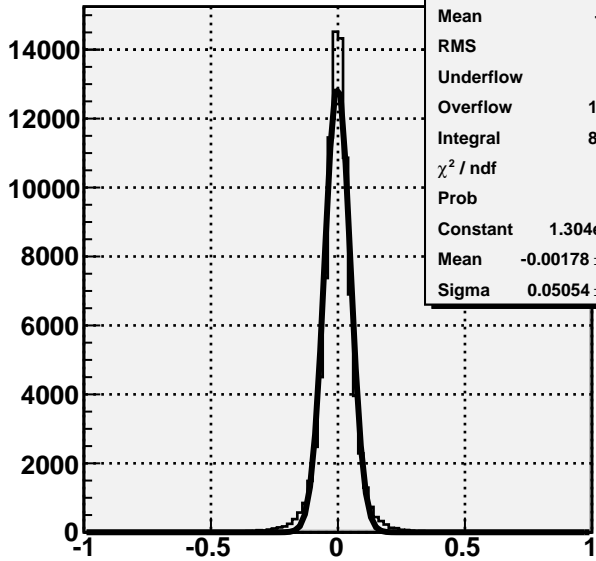
0	59	3794
---	----	------

0	95727	419
---	-------	-----

0	0	0
---	---	---

GEN-REC $\theta_{\gamma\gamma 2}$ (deg)**H1Dtheg2g1**

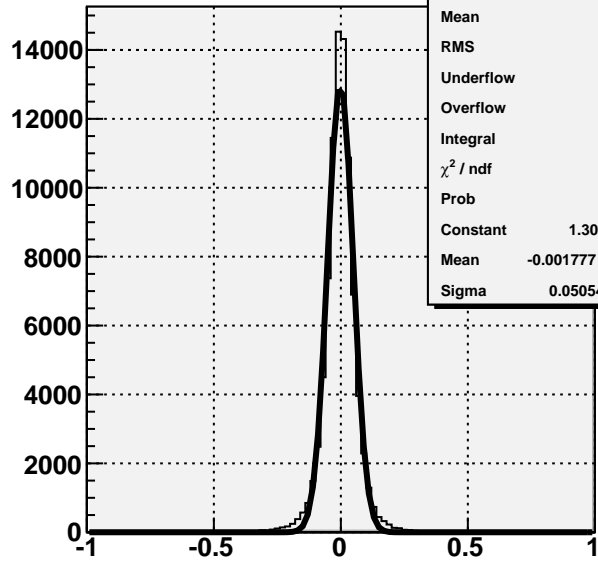
Entries	99999
Mean	0.07675
RMS	0.4019
Underflow	33
Overflow	8757
Integral	9.121e+04
χ^2 / ndf	1.086e+04 / 95
Prob	0
Constant	1.549e+04 \pm 81
Mean	-0.0003913 \pm 0.0003657
Sigma	0.1035 \pm 0.0004

GEN-REC θ_η (degrees)

$k1=0.050$ $k2=0.000$ $k3=0.020$

H1Data_the

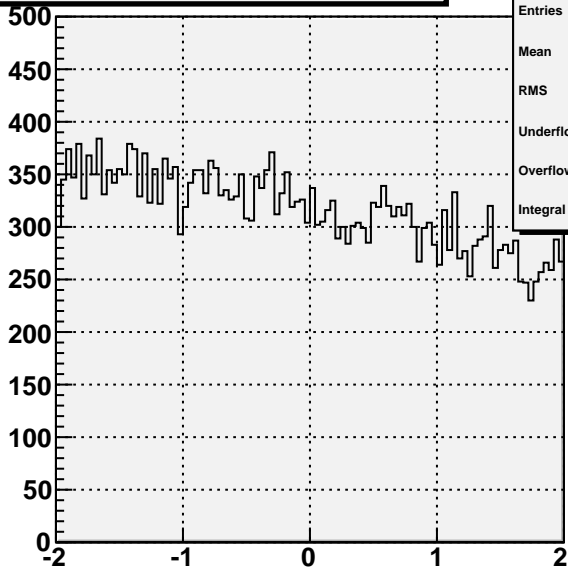
Entries	99999
Mean	-0.002753
RMS	0.07091
Underflow	26
Overflow	1.322e+04
Integral	8.676e+04
χ^2 / ndf	4193 / 88
Prob	0
Constant	$1.304e+04 \pm 64$
Mean	-0.00178 ± 0.00018
Sigma	0.05054 ± 0.00018

GEN-REC θ_η EQ11 (degrees)

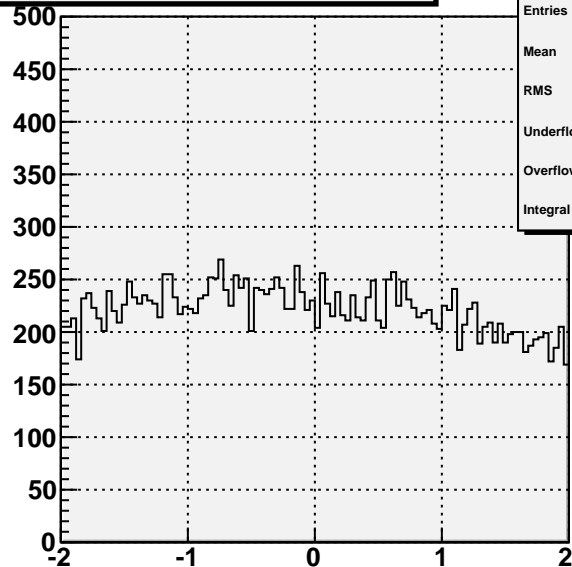
$q1=0.640$ $q2=0.000$ $q3=0.000$

H1Data_the2

Entries	99999
Mean	-0.002753
RMS	0.07091
Underflow	26
Overflow	1.322e+04
Integral	8.676e+04
χ^2 / ndf	4194 / 88
Prob	0
Constant	$1.303e+04 \pm 64$
Mean	-0.001777 ± 0.000176
Sigma	0.05054 ± 0.00018

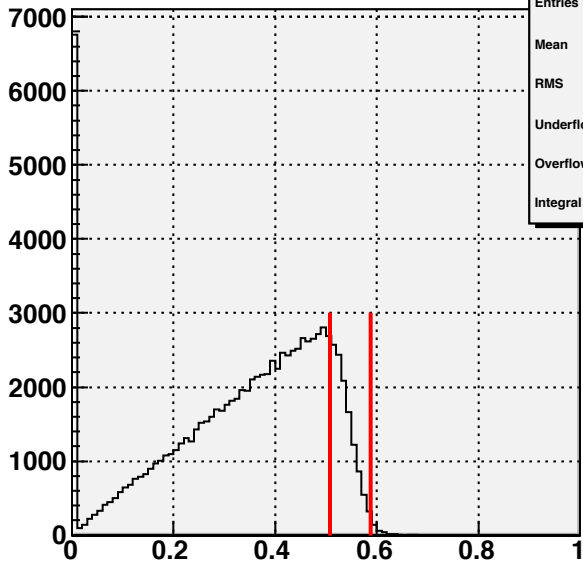
REC Ratio(p1/eta1) - E_b (E1,E2)**H1Reta_inelast1**

Entries	99510
Mean	-0.1044
RMS	1.141
Underflow	4.29e+04
Overflow	2.498e+04
Integral	3.163e+04

REC Ratio(p2/eta2) - E_b (E1, θ)**H1Reta_inelast2**

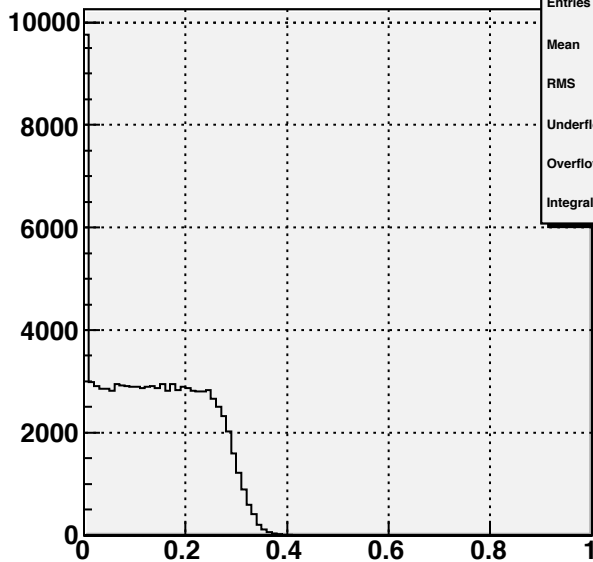
Entries	99485
Mean	-0.04907
RMS	1.125
Underflow	3.183e+04
Overflow	4.55e+04
Integral	2.216e+04

REC mg1g2 (GeV)



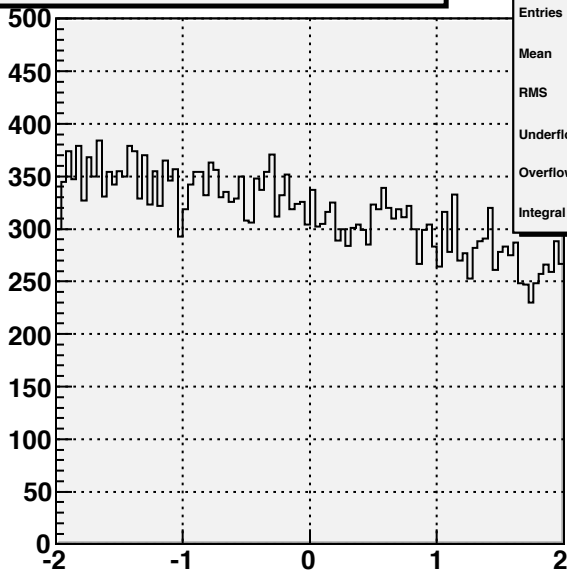
H1Rmg1g2

Entries	99999
Mean	0.3396
RMS	0.1582
Underflow	0
Overflow	6476
Integral	9.352e+04

REC mg1g2² (GeV²)

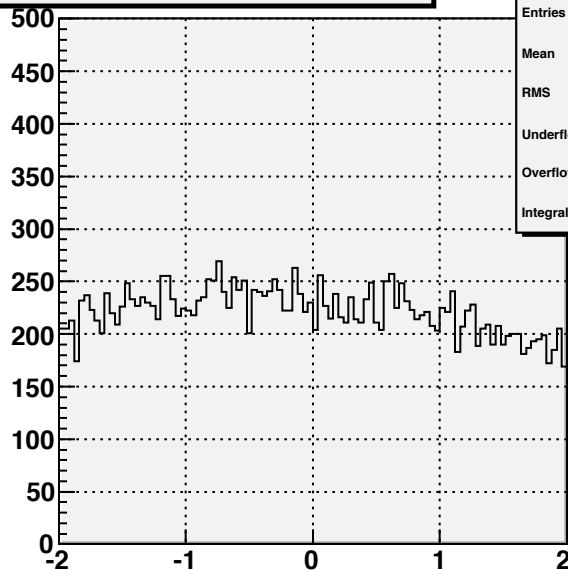
H1Rmg1g22

Entries	99999
Mean	0.1404
RMS	0.09482
Underflow	6457
Overflow	19
Integral	9.352e+04

REC Ratio(p1/eta1) - E_b (E1,E2)

H1Reta_inelast1

Entries	99510
Mean	-0.1044
RMS	1.141
Underflow	4.29e+04
Overflow	2.498e+04
Integral	3.163e+04

REC Ratio(p2/eta2) - E_b (E1,θ)

H1Reta_inelast2

Entries	99485
Mean	-0.04907
RMS	1.125
Underflow	3.183e+04
Overflow	4.55e+04
Integral	2.216e+04