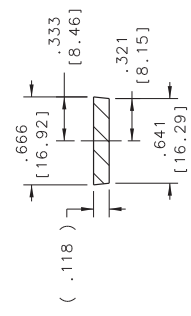
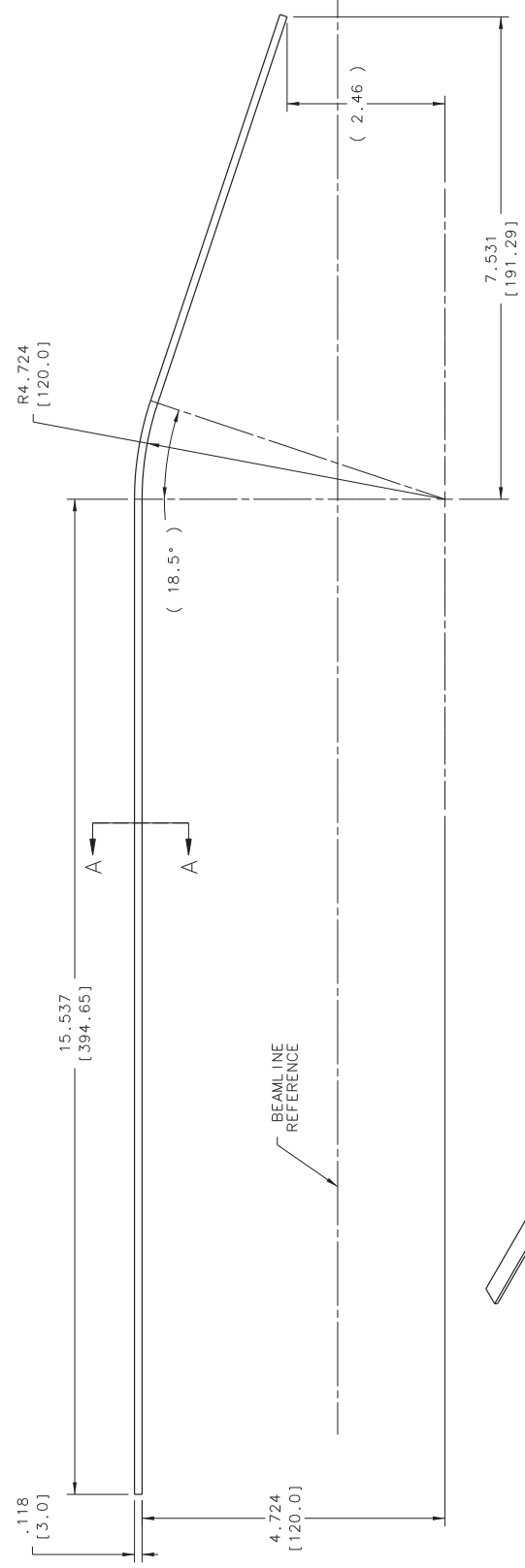
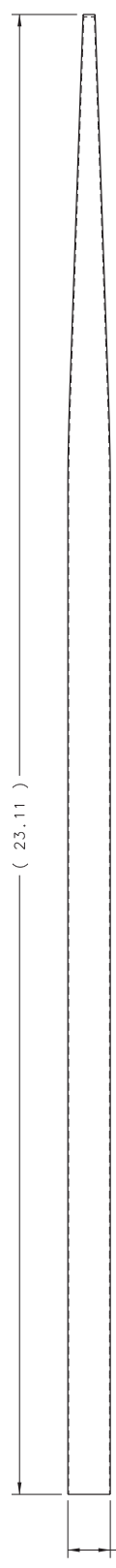


1	2	3	4	5	6	7	8
REVISION HISTORY		DESCRIPTION		DATE	APPROVED		
ZONE	REV						



NOTES:

- 1. SUGGESTED SOURCE OF JLAB APPROVED ALTERNATE:  
 ELGEN TECHNOLOGY  
 (888) 800-8771  
 www.eljentechnology.com

SECTION A-A  
SCALE: 2/1

DOCUMENT CONTROL STAMP	TRACKING NO. N/A	DATE 02/02/12	APPROVALS	DATE 02/02/12	UNITED STATES DEPARTMENT OF ENERGY	REPORT NO. HEP-11-01
MATERIAL: ELJEN EJ-212 CAST & HEAT PRESSED MACHINED TO SPECIFICATIONS SURFACES & BREAK ALL SHARP EDGES.	DRAWN: C. L. MITTON	CHECKED BY: J. MITTON	APPROVED BY: J. MITTON	APPROVED BY: J. MITTON	STATE DWG. NO. D00000-01-01-2000	REV. -
DO NOT SCALE DRAWING	THIRD ANGLE PROJECTION				SCALE: 1:1	SHEET: 1 OF 1
<small>UNLESS OTHERWISE SPECIFIED, DIMENSIONS ARE IN INCHES FRACTIONS SHALL BE AS FOLLOWS: XX ± .01 XX ± .005 XX ± .0025</small>	<small>UNLESS OTHERWISE SPECIFIED, DIMENSIONS ARE IN INCHES FRACTIONS SHALL BE AS FOLLOWS: XX ± .01 XX ± .005 XX ± .0025</small>		<small>UNLESS OTHERWISE SPECIFIED, DIMENSIONS ARE IN INCHES FRACTIONS SHALL BE AS FOLLOWS: XX ± .01 XX ± .005 XX ± .0025</small>		<small>UNLESS OTHERWISE SPECIFIED, DIMENSIONS ARE IN INCHES FRACTIONS SHALL BE AS FOLLOWS: XX ± .01 XX ± .005 XX ± .0025</small>	



HALL D GLUE-X  
 DETECTOR  
 START COUNTER  
 SCINTILLATOR PADDLE