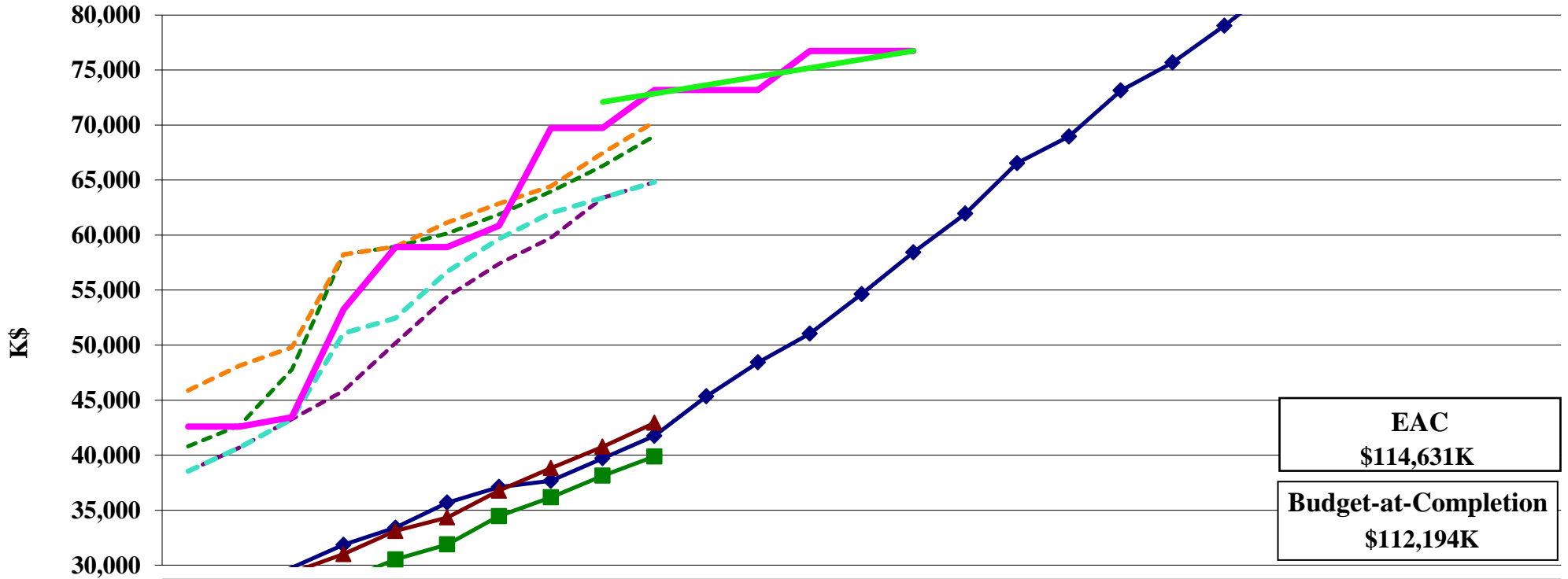


# 12 GeV 1.4/1.5 NP Construction Experimental Halls

## Earned Value \$K

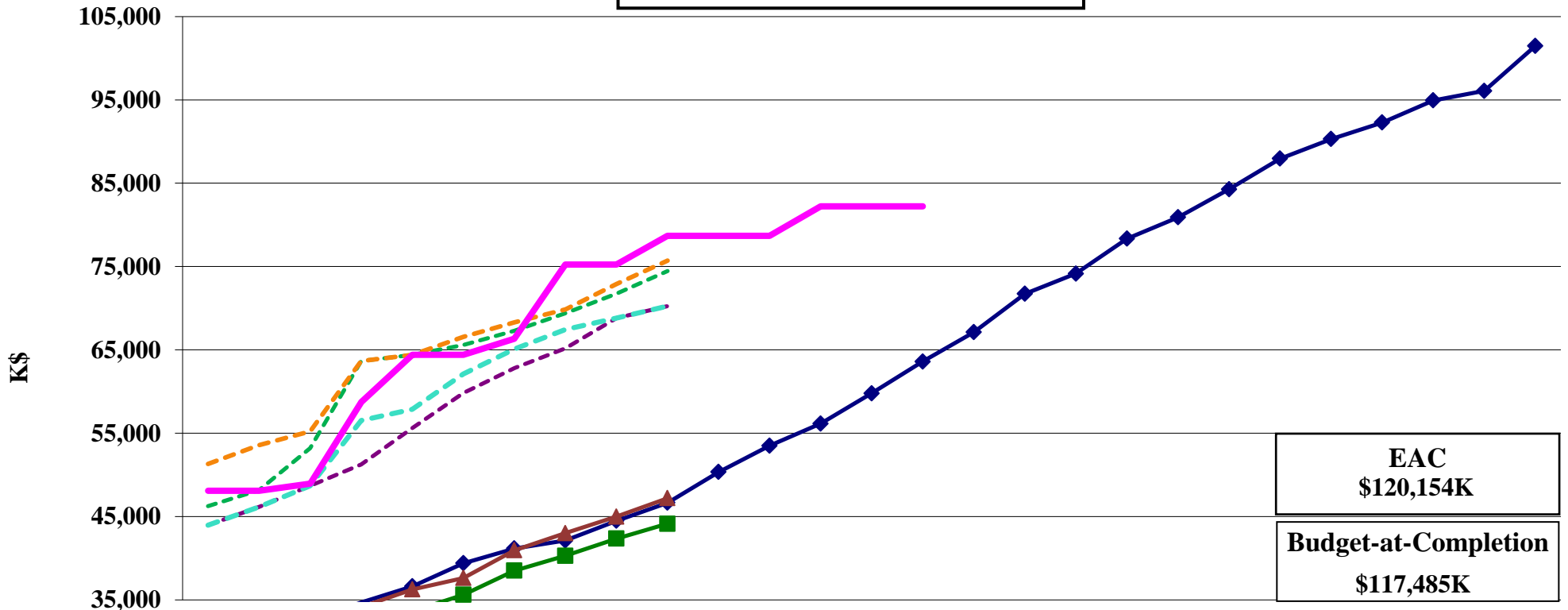
Including changes through CR12-035



	Jul-11	Aug-11	Sep-11	Oct-11	Nov-11	Dec-11	Jan-12	Feb-12	Mar-12	Apr-12	May-12	Jun-12	Jul-12	Aug-12	Sep-12	Oct-12	Nov-12	Dec-12	Jan-13	Feb-13	Mar-13	Apr-13	May-13	Jun-13	Jul-13	Aug-13	Sep-13	
BCWS	26,062	27,708	29,784	31,859	33,408	35,683	37,102	37,667	39,713	41,758	45,343	48,428	51,044	54,643	58,440	61,950	66,536	68,963	73,131	75,674	79,025	82,698	85,033	86,997	89,637	90,780	96,190	
BCWP	22,963	25,276	27,042	28,586	30,531	31,888	34,458	36,170	38,132	39,887																		
ACWP	25,145	26,934	29,311	31,009	33,111	34,335	36,778	38,816	40,760	42,939																		
Obligated	38,531	40,724	43,278	45,834	50,175	54,407	57,386	59,739	63,385	64,826																		
FY12 Phase POs	38,531	40,724	43,278	51,085	52,445	56,677	59,657	62,009	63,385	64,826																		
Pending	40,811	42,736	47,776	58,238	58,956	60,149	61,863	63,951	66,299	69,021																		
NOFUND & FY13 PRs	45,872	48,147	49,799	58,238	58,956	61,145	62,859	64,428	67,457	70,284																		
Funding	42,600	42,600	43,450	53,250	58,900	58,900	60,850	69,741	69,741	73,191	73,191	73,191	76,736	76,736	76,736													
Labor Set-a-Side									72,092	72,866	73,640	74,414	75,188	75,962	76,736													

# 12 GeV 1.4/1.5/1.9.5/1.9.7 NP/WFO Construction Experimental Halls Earned Value \$K

Including changes through CR12-035



	Jul-11	Aug-11	Sep-11	Oct-11	Nov-11	Dec-11	Jan-12	Feb-12	Mar-12	Apr-12	May-12	Jun-12	Jul-12	Aug-12	Sep-12	Oct-12	Nov-12	Dec-12	Jan-13	Feb-13	Mar-13	Apr-13	May-13	Jun-13	Jul-13	Aug-13	Sep-13	
BCWS	28,498	30,403	32,541	34,681	36,625	39,399	41,164	42,127	44,499	46,651	50,346	53,508	56,152	59,780	63,591	67,126	71,722	74,155	78,343	80,903	84,270	87,956	90,304	92,278	94,931	96,080	101,48	
BCWP	25,494	28,063	29,945	31,607	33,621	35,617	38,518	40,301	42,355	44,148																		
ACWP	27,790	29,793	32,422	34,142	36,261	37,635	40,958	43,018	44,994	47,201																		
Obligated	43,963	46,155	48,706	51,265	55,605	59,838	62,827	65,180	68,826	70,267																		
FY12 Phase POs	43,963	46,155	48,706	56,516	57,876	62,108	65,098	67,450	68,826	70,267																		
Pending	46,243	48,167	53,205	63,669	64,386	65,580	67,304	69,392	71,740	74,462																		
NOFUND & FY13 PRs	51,304	53,578	55,228	63,669	64,386	66,575	68,300	69,869	72,898	75,725																		
Funding	48,100	48,100	48,950	58,750	64,400	64,400	66,350	75,241	75,241	78,691	78,691	78,691	82,236	82,236	82,236													

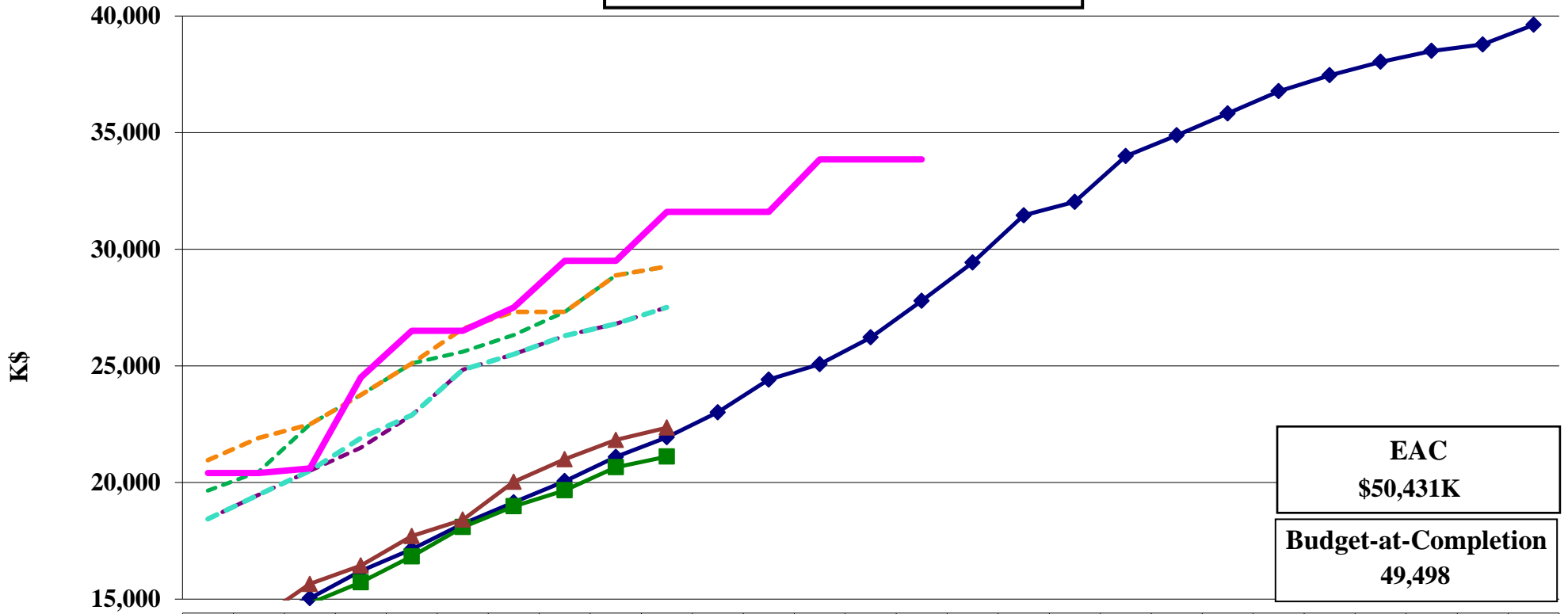
**EAC**  
**\$120,154K**

**Budget-at-Completion**  
**\$117,485K**

# 12 GeV 1.5/1.9.5/1.9.7 NP/WFO Hall D Construction

## Earned Value \$K

Including changes through CR12-035

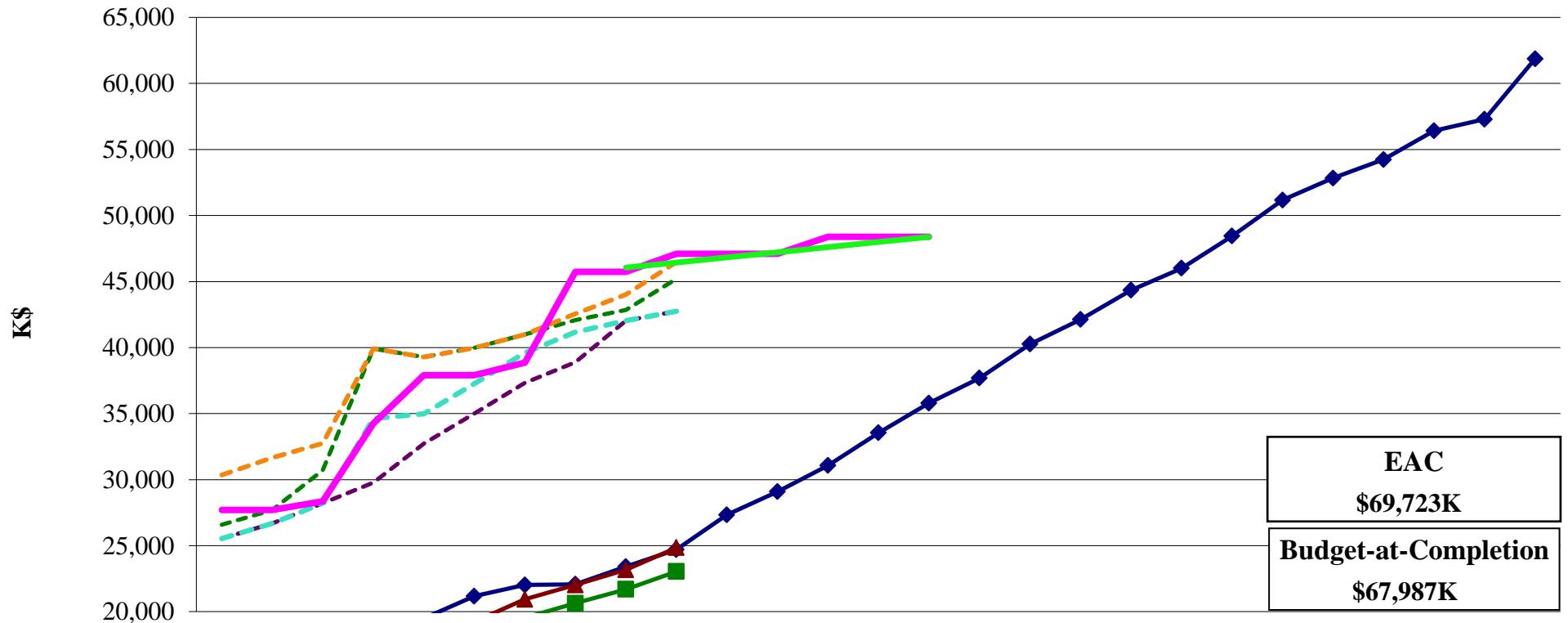


<b>EAC</b>
<b>\$50,431K</b>
<b>Budget-at-Completion</b>
<b>49,498</b>

	Jul-11	Aug-11	Sep-11	Oct-11	Nov-11	Dec-11	Jan-12	Feb-12	Mar-12	Apr-12	May-12	Jun-12	Jul-12	Aug-12	Sep-12	Oct-12	Nov-12	Dec-12	Jan-13	Feb-13	Mar-13	Apr-13	May-13	Jun-13	Jul-13	Aug-13	Sep-13
BCWS	13,267	14,172	15,032	16,202	17,135	18,226	19,144	20,055	21,092	21,934	23,003	24,406	25,071	26,219	27,789	29,429	31,453	32,028	33,988	34,885	35,820	36,774	37,461	38,033	38,505	38,782	39,621
BCWP	12,447	13,606	14,806	15,718	16,828	18,087	18,977	19,662	20,653	21,108																	
ACWP	13,319	14,141	15,646	16,435	17,701	18,404	20,028	20,992	21,818	22,349																	
Obligated	18,429	19,472	20,491	21,489	22,888	24,839	25,495	26,290	26,797	27,507																	
FY12 Phase POs	18,429	19,472	20,491	21,895	22,888	24,839	25,495	26,290	26,797	27,507																	
Pending	19,650	20,463	22,489	23,747	25,110	25,603	26,320	27,309	28,883	29,256																	
NOFUND & FY13 PRs	20,957	21,913	22,489	23,747	25,110	26,599	27,315	27,309	28,883	29,256																	
Funding	20,400	20,400	20,600	24,500	26,500	26,500	27,500	29,500	29,500	31,600	31,600	31,600	33,856	33,856	33,856												

# 12 GeV 1.4 Construction Upgrade Hall A, B & C

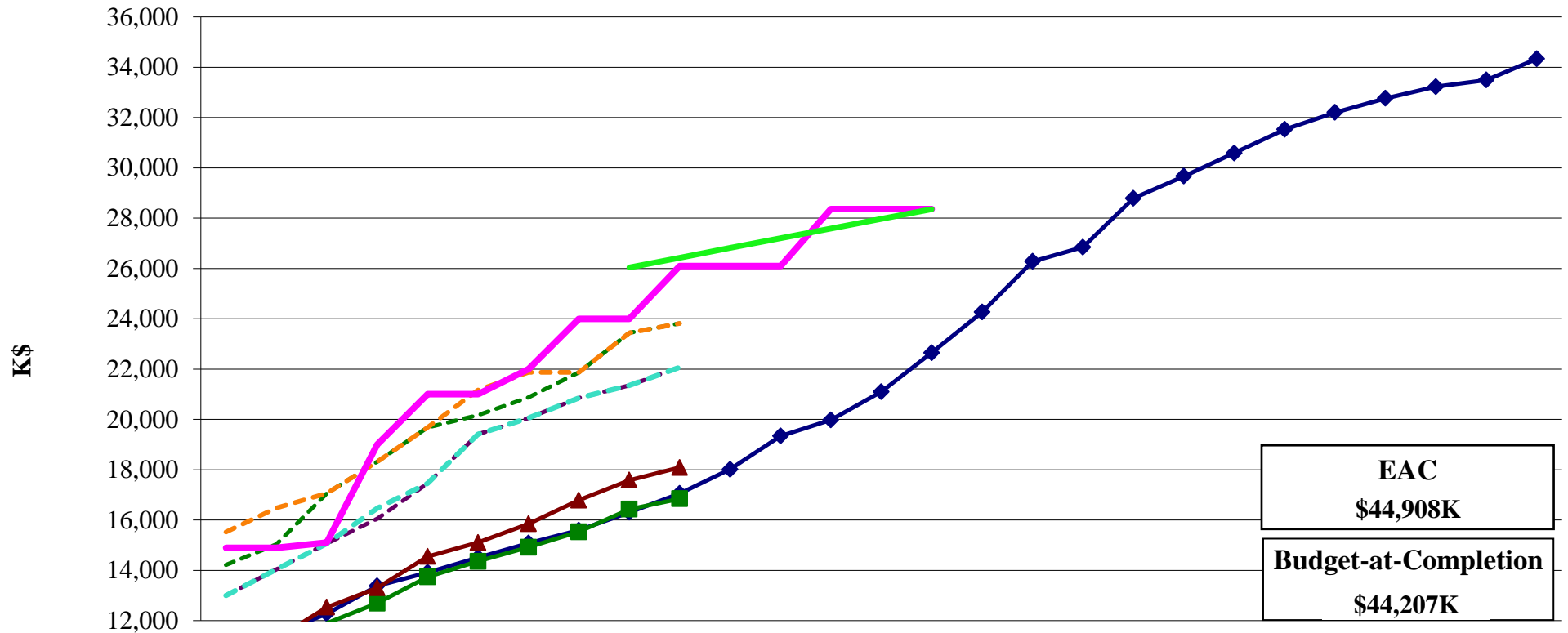
## Earned Value \$K



	Jul-11	Aug-11	Sep-11	Oct-11	Nov-11	Dec-11	Jan-12	Feb-12	Mar-12	Apr-12	May-12	Jun-12	Jul-12	Aug-12	Sep-12	Oct-12	Nov-12	Dec-12	Jan-13	Feb-13	Mar-13	Apr-13	May-13	Jun-13	Jul-13	Aug-13	Sep-13
BCWS	15,230	16,231	17,509	18,479	19,490	21,173	22,020	22,072	23,407	24,703	27,329	29,089	31,066	33,545	35,790	37,684	40,258	42,118	44,342	46,008	48,438	51,170	52,830	54,234	56,414	57,289	61,860
BCWP	13,047	14,457	15,139	15,889	16,793	17,530	19,541	20,639	21,702	23,040																	
ACWP	14,471	15,652	16,776	17,706	18,560	19,231	20,931	22,026	23,176	24,852																	
Obligated	25,534	26,683	28,214	29,776	32,717	34,999	37,332	38,890	42,029	42,760																	
FY12 Phase POs	25,534	26,683	28,214	34,620	34,988	37,269	39,602	41,160	42,029	42,760																	
Pending	26,593	27,704	30,716	39,922	39,277	39,977	40,984	42,082	42,857	45,206																	
NOFUND & FY13 PRs	30,347	31,665	32,739	39,922	39,277	39,977	40,984	42,560	44,015	46,469																	
Funding	27,700	27,700	28,350	34,250	37,900	37,900	38,850	45,741	45,741	47,091	47,091	47,091	48,380	48,380	48,380												
Labor Set-a-Side									46,052	46,440	46,828	47,216	47,604	47,992	48,380												

# 12 GeV 1.5 Construction Hall D

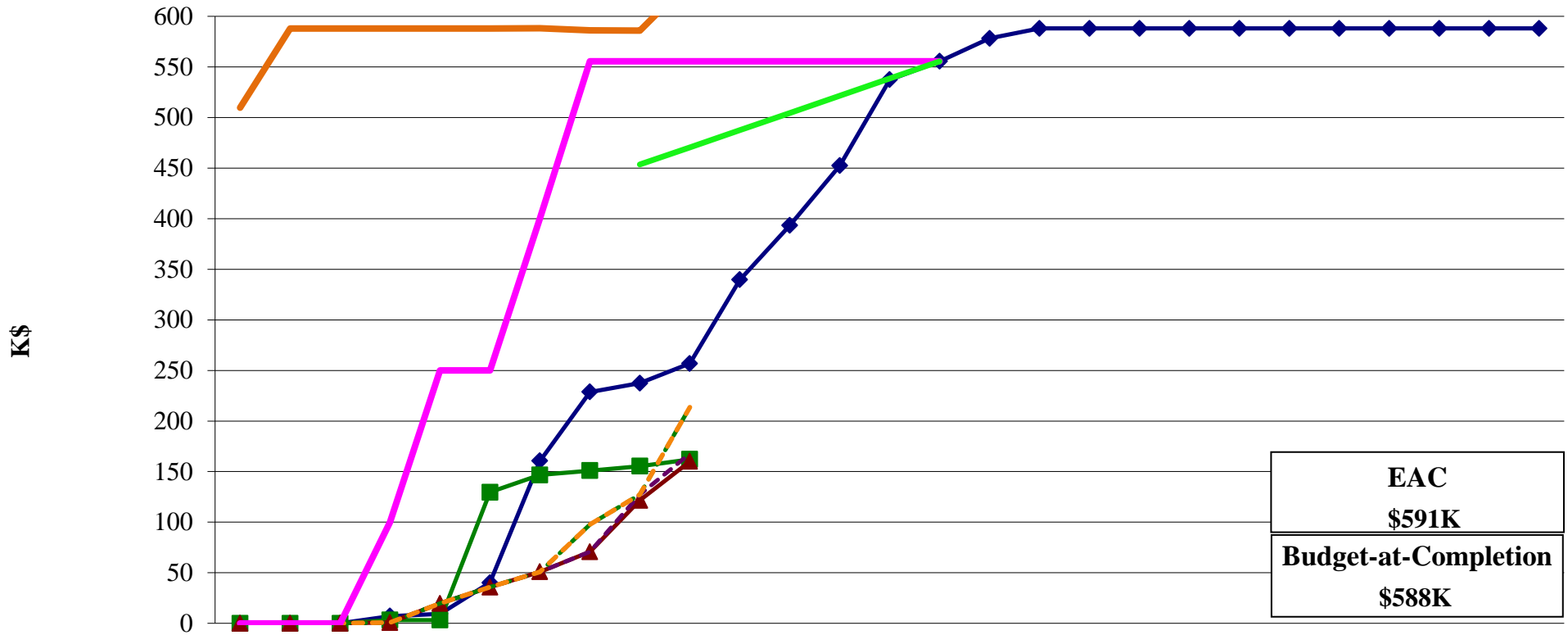
## Earned Value \$K



	Jul-11	Aug-11	Sep-11	Oct-11	Nov-11	Dec-11	Jan-12	Feb-12	Mar-12	Apr-12	May-12	Jun-12	Jul-12	Aug-12	Sep-12	Oct-12	Nov-12	Dec-12	Jan-13	Feb-13	Mar-13	Apr-13	May-13	Jun-13	Jul-13	Aug-13	Sep-13
BCWS	10,832	11,477	12,275	13,380	13,918	14,511	15,082	15,596	16,306	17,056	18,014	19,339	19,978	21,098	22,651	24,266	26,278	26,845	28,788	29,666	30,587	31,528	32,203	32,763	33,223	33,491	34,330
BCWP	9,916	10,818	11,903	12,697	13,738	14,358	14,917	15,531	16,430	16,847																	
ACWP	10,675	11,282	12,535	13,303	14,551	15,104	15,847	16,790	17,584	18,087																	
Obligated	12,997	14,041	15,063	16,058	17,457	19,408	20,055	20,849	21,356	22,066																	
FY12 Phased POs	12,997	14,041	15,063	16,465	17,457	19,408	20,055	20,849	21,356	22,066																	
Pending	14,218	15,032	17,060	18,316	19,679	20,172	20,879	21,869	23,442	23,815																	
NOFUND & FY13 PRs	15,525	16,482	17,060	18,316	19,679	21,168	21,874	21,869	23,442	23,815																	
Funding	14,900	14,900	15,100	19,000	21,000	21,000	22,000	24,000	24,000	26,100	26,100	26,100	28,356	28,356	28,356												
CAM EAC	42,857	42,721	42,463	42,436	42,428	42,433	42,899	45,032	45,838	45,668																	
Labor Set-a-Side									26,040	26,426	26,812	27,198	27,584	27,970	28,356												

# 12 GeV 1.4.1 Construction Hall A

## Earned Value \$K

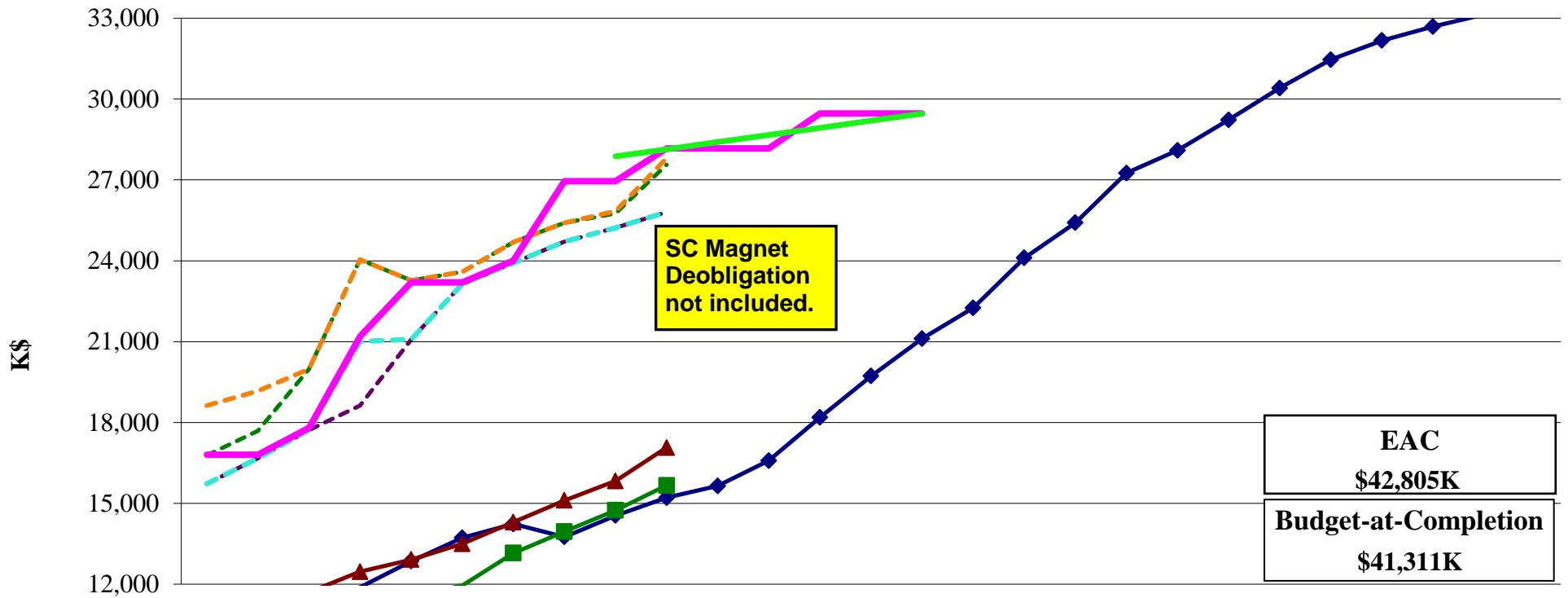


<b>EAC</b>
<b>\$591K</b>
<b>Budget-at-Completion</b>
<b>\$588K</b>

	Jul-11	Aug-11	Sep-11	Oct-11	Nov-11	Dec-11	Jan-12	Feb-12	Mar-12	Apr-12	May-12	Jun-12	Jul-12	Aug-12	Sep-12	Oct-12	Nov-12	Dec-12	Jan-13	Feb-13	Mar-13	Apr-13	May-13	Jun-13	Jul-13	Aug-13	Sep-13
BCWS	0	0	0	7	9	40	161	229	237	257	340	393	452	537	556	578	588	588	588	588	588	588	588	588	588	588	588
BCWP	0	0	0	3	3	130	147	151	155	162																	
ACWP	0	0	0	1	20	36	51	71	122	160																	
Obligated	0	0	0	1	20	36	51	71	127	168																	
Pending	0	0	0	1	20	36	51	98	127	214																	
NOFUND & FY13 PRs	0	0	0	1	20	36	51	98	127	214																	
Funding	0	0	0	100	250	250	400	556	556	556	556	556	556	556	556												
CAM EAC	510	588	588	588	588	588	588	586	586	635																	
Labor Set-a-Side									454	471	488	505	522	539	556												

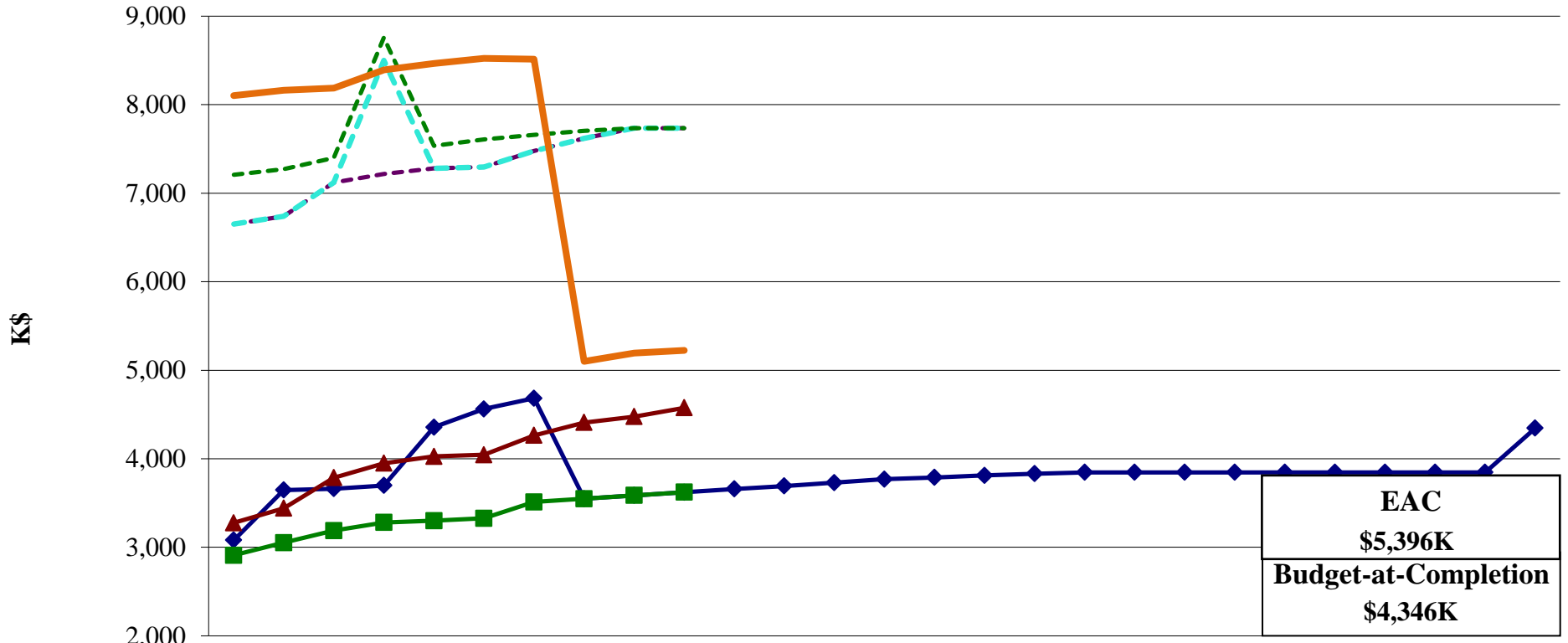
# 12 GeV 1.4.2 Construction Hall B

## Earned Value \$K



	Jul-11	Aug-11	Sep-11	Oct-11	Nov-11	Dec-11	Jan-12	Feb-12	Mar-12	Apr-12	May-12	Jun-12	Jul-12	Aug-12	Sep-12	Oct-12	Nov-12	Dec-12	Jan-13	Feb-13	Mar-13	Apr-13	May-13	Jun-13	Jul-13	Aug-13	Sep-13	
BCWS	10,078	10,862	11,353	11,887	12,857	13,719	14,232	13,755	14,548	15,212	15,647	16,583	18,187	19,725	21,109	22,252	24,102	25,409	27,251	28,096	29,226	30,406	31,460	32,169	32,689	33,134	37,067	
BCWP	8,890	9,795	10,344	10,941	11,539	11,957	13,154	13,955	14,741	15,666																		
ACWP	10,008	10,725	11,703	12,465	12,915	13,498	14,303	15,108	15,831	17,066																		
Obligated	15,727	16,676	17,715	18,628	21,085	23,145	23,922	24,711	25,227	25,801																		
FY12 Phase POs	15,727	16,676	17,715	21,008	21,085	23,145	23,922	24,711	25,227	25,801																		
Pending	16,783	17,691	19,983	24,042	23,273	23,588	24,691	25,406	25,751	27,569																		
NOFUND & FY13 PRs	18,629	19,173	19,983	24,042	23,273	23,588	24,691	25,406	25,842	27,811																		
Funding	16,800	16,800	17,800	21,200	23,200	23,200	24,000	26,950	26,950	28,173	28,173	28,173	29,462	29,462	29,462													
CAM EAC	34,998	37,203	36,981	37,353	40,328	40,553	40,726	42,672	42,594	42,613																		
Labor Set-a-Side								27,872	28,137	28,402	28,667	28,932	29,197	29,462														

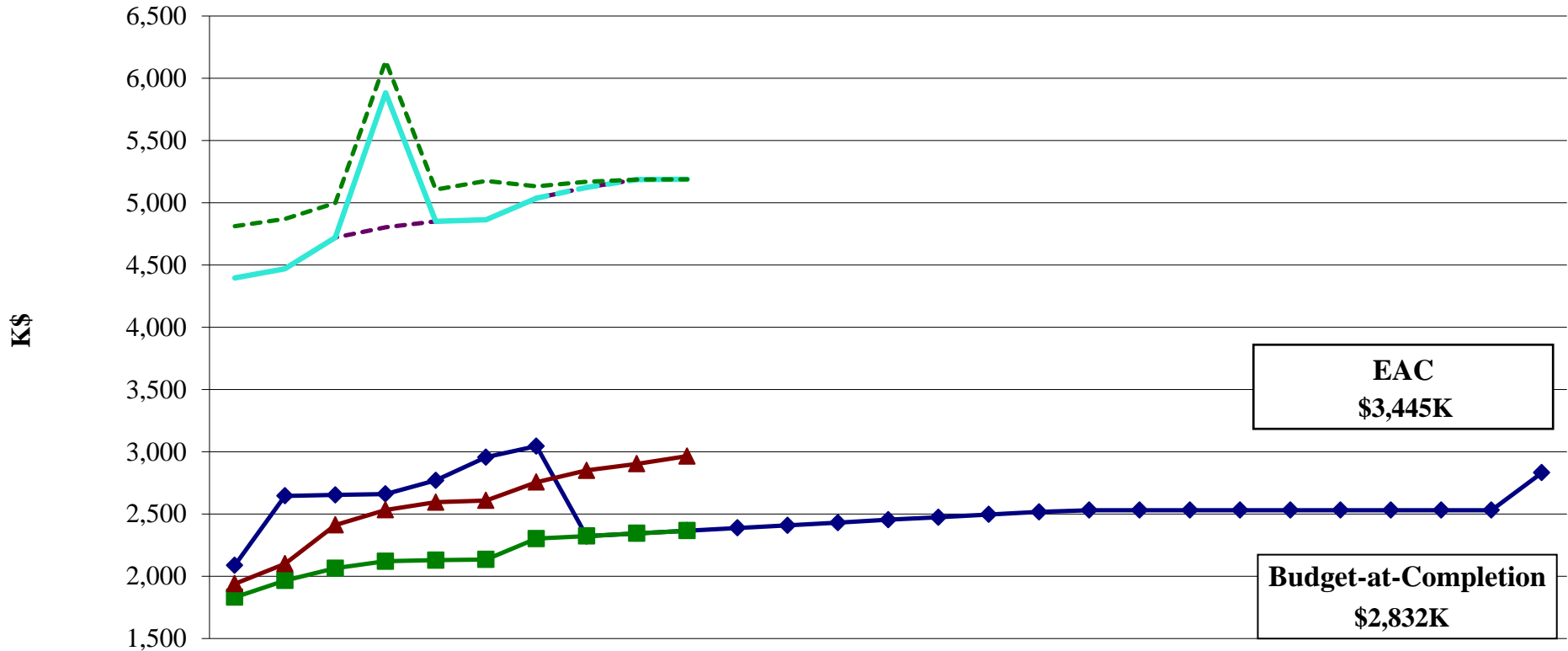
# 12 GeV 1.4.2.1 Magnet Earned Value \$K



	Jul-11	Aug-11	Sep-11	Oct-11	Nov-11	Dec-11	Jan-12	Feb-12	Mar-12	Apr-12	May-12	Jun-12	Jul-12	Aug-12	Sep-12	Oct-12	Nov-12	Dec-12	Jan-13	Feb-13	Mar-13	Apr-13	May-13	Jun-13	Jul-13	Aug-13	Sep-13		
BCWS	3,081	3,647	3,662	3,697	4,356	4,562	4,684	3,548	3,586	3,621	3,659	3,693	3,730	3,769	3,788	3,811	3,831	3,846	3,846	3,846	3,846	3,846	3,846	3,846	3,846	3,846	3,846	4,346	
BCWP	2,909	3,052	3,188	3,280	3,301	3,327	3,511	3,549	3,586	3,622																			
ACWP	3,276	3,441	3,785	3,949	4,027	4,045	4,264	4,410	4,476	4,576																			
Obligated	6,651	6,738	7,121	7,216	7,280	7,297	7,478	7,618	7,734	7,734																			
FY12 Phase POs	6,651	6,738	7,121	8,502	7,280	7,297	7,478	7,618	7,734	7,734																			
Pending	7,207	7,271	7,399	8,758	7,535	7,608	7,658	7,704	7,734	7,734																			
CAM EAC	8,102	8,164	8,186	8,394	8,466	8,523	8,515	5,099	5,194	5,224																			

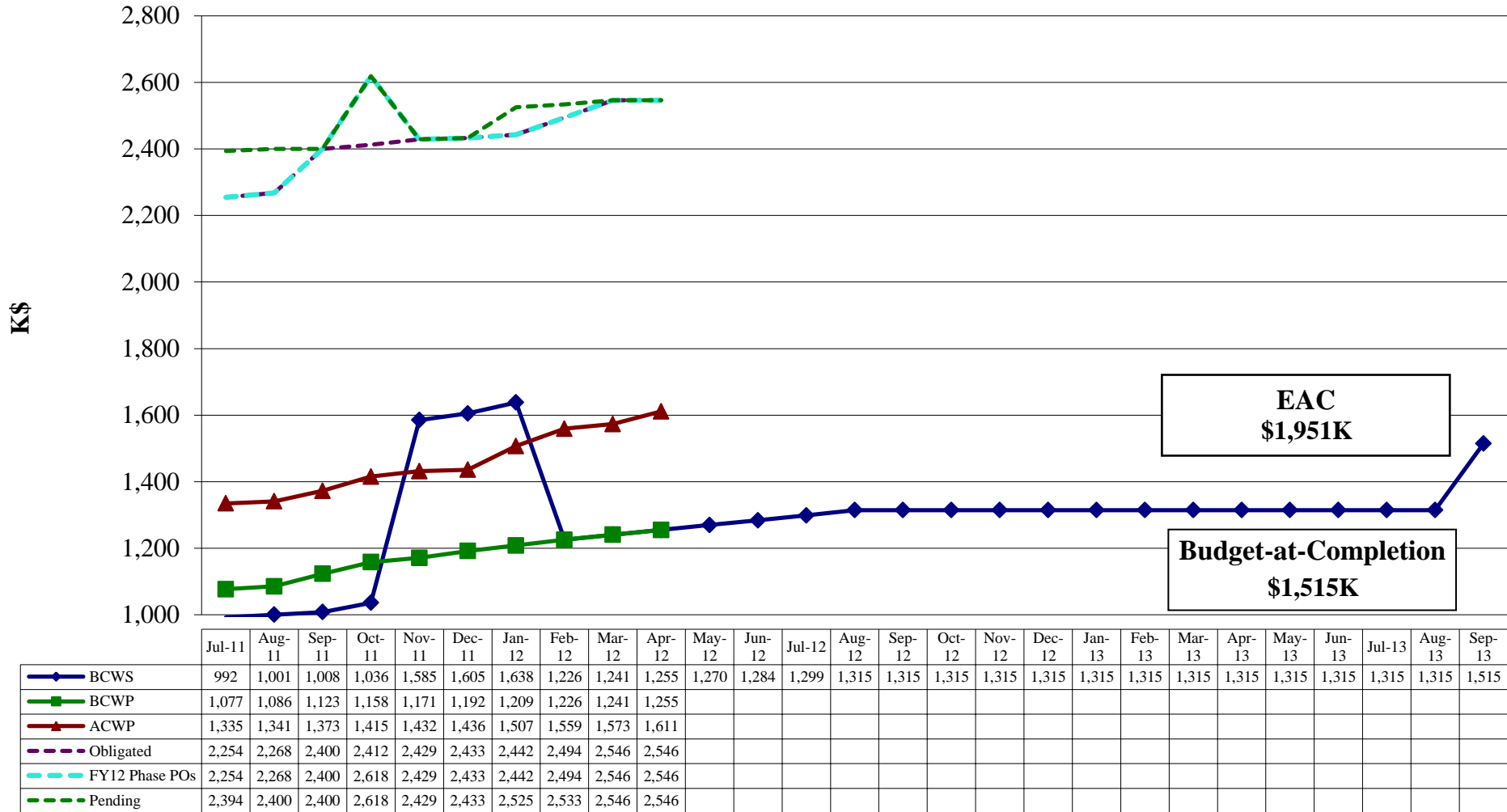


# 12 GeV 1.4.2.1.1 Toroidal Magnet Earned Value \$K



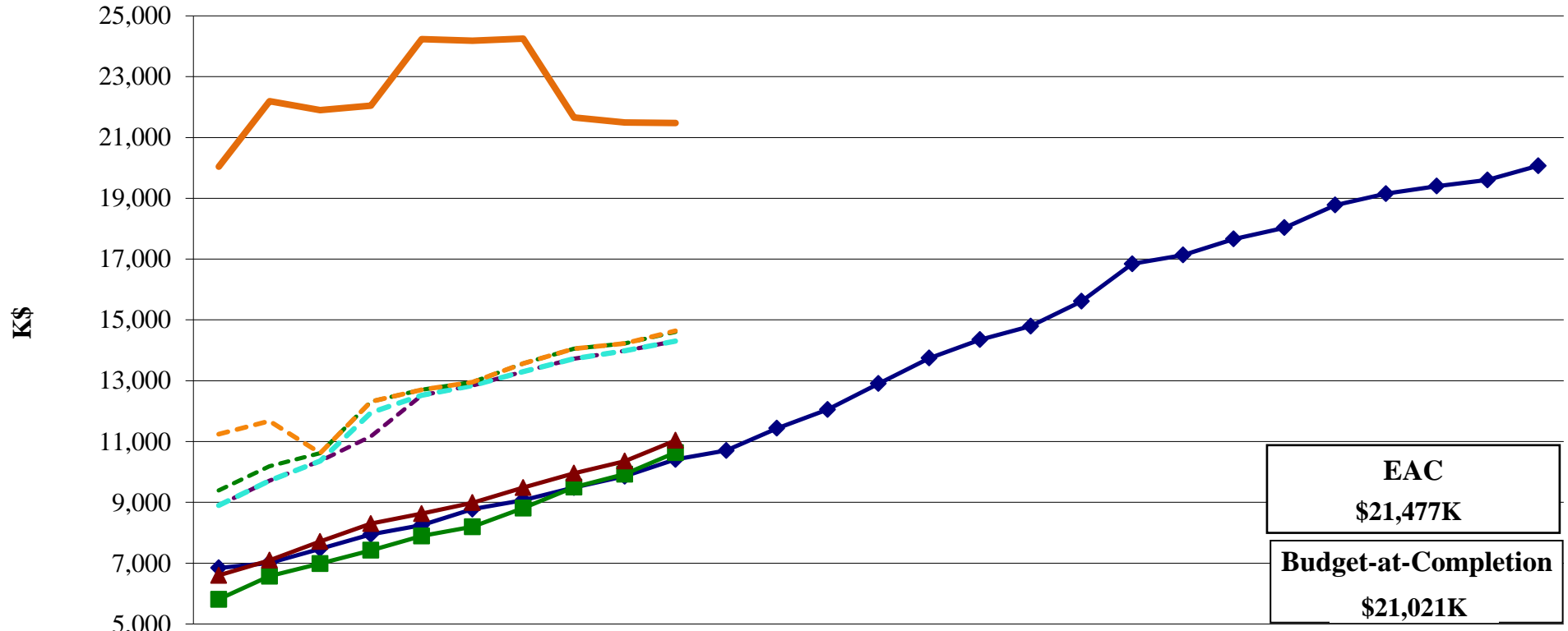
	Jul-11	Aug-11	Sep-11	Oct-11	Nov-11	Dec-11	Jan-12	Feb-12	Mar-12	Apr-12	May-12	Jun-12	Jul-12	Aug-12	Sep-12	Oct-12	Nov-12	Dec-12	Jan-13	Feb-13	Mar-13	Apr-13	May-13	Jun-13	Jul-13	Aug-13	Sep-13	
BCWS	2,089	2,646	2,653	2,661	2,770	2,957	3,046	2,323	2,345	2,366	2,388	2,409	2,431	2,454	2,474	2,497	2,517	2,532	2,532	2,532	2,532	2,532	2,532	2,532	2,532	2,532	2,532	2,832
BCWP	1,832	1,967	2,065	2,122	2,129	2,135	2,303	2,323	2,345	2,367																		
ACWP	1,941	2,100	2,413	2,534	2,595	2,609	2,756	2,851	2,903	2,965																		
Obligated	4,397	4,470	4,721	4,803	4,851	4,864	5,036	5,124	5,187	5,188																		
FY12 Phase POs	4,397	4,470	4,721	5,883	4,851	4,864	5,036	5,124	5,187	5,188																		
Pending	4,813	4,871	4,999	6,139	5,107	5,175	5,133	5,170	5,187	5,188																		

# 12 GeV 1.4.2.1.2 Magnet Solenoid Earned Value \$K



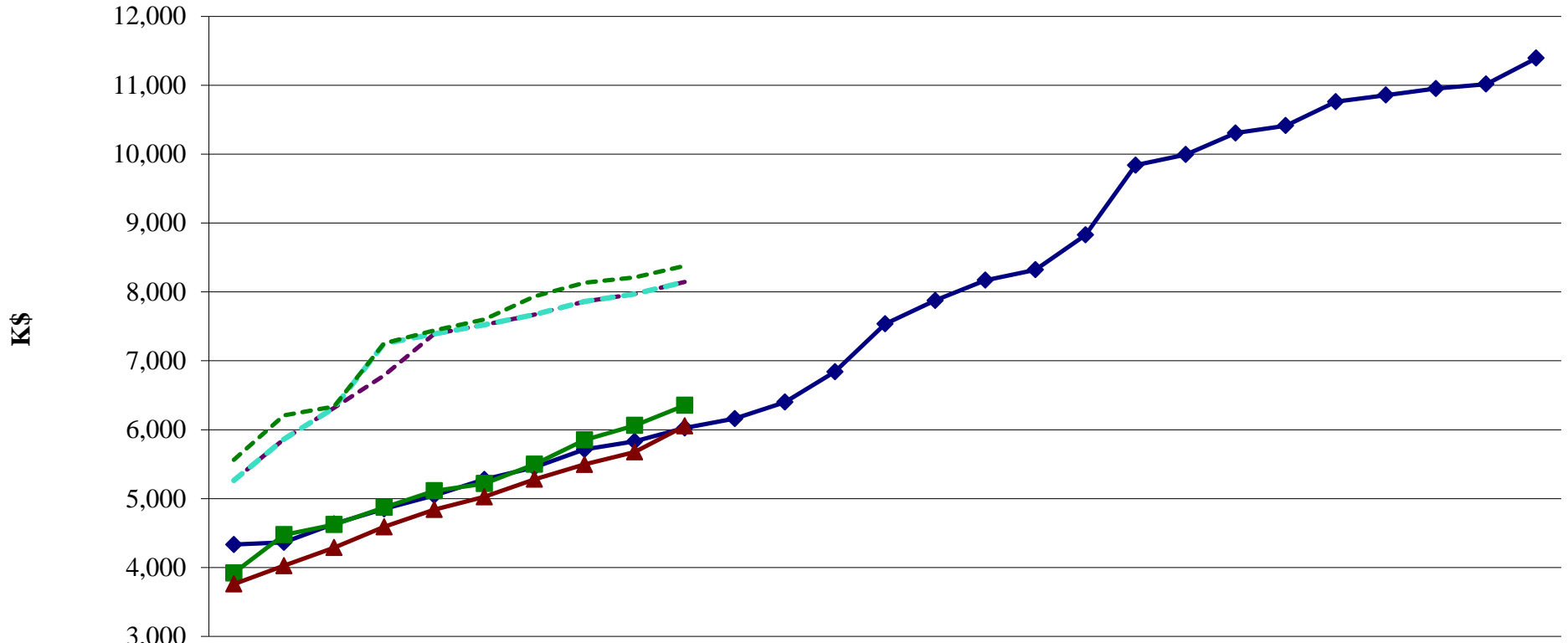
# 12 GeV 1.4.2.2 Detectors

## Earned Value \$K



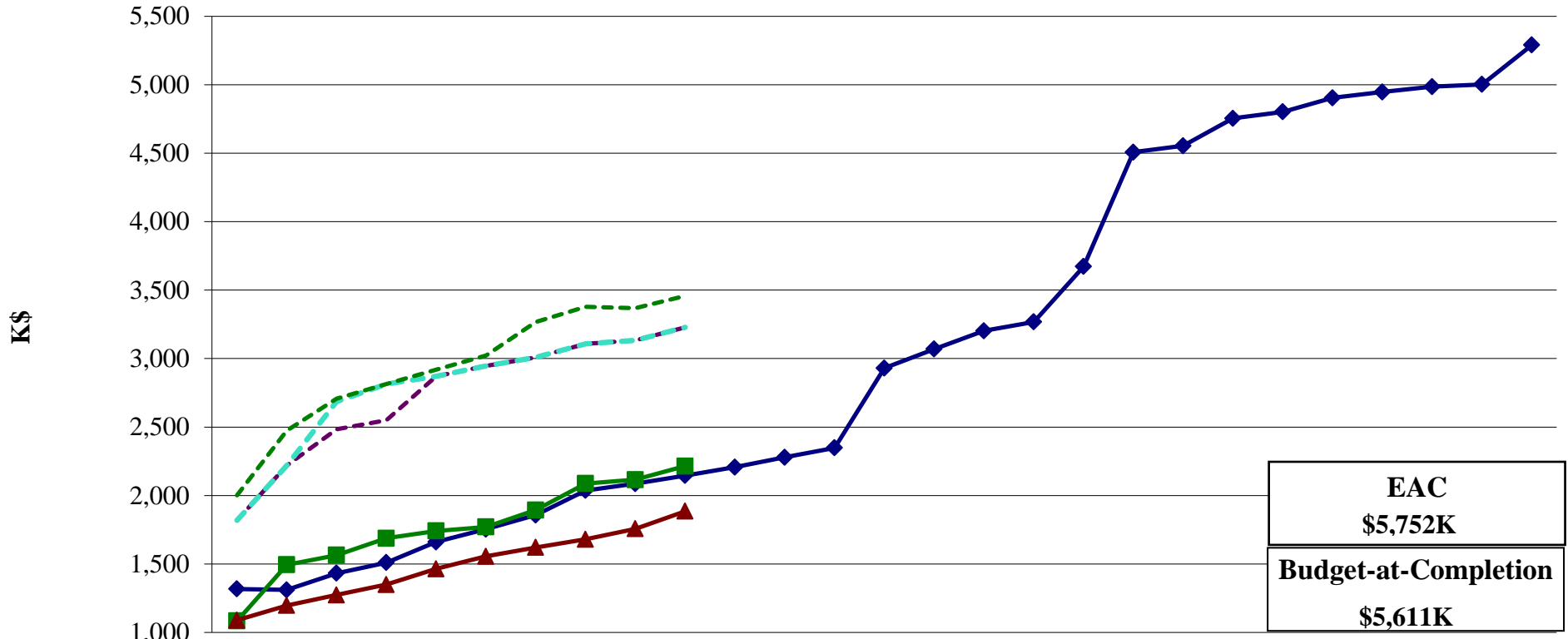
	Jul-11	Aug-11	Sep-11	Oct-11	Nov-11	Dec-11	Jan-12	Feb-12	Mar-12	Apr-12	May-12	Jun-12	Jul-12	Aug-12	Sep-12	Oct-12	Nov-12	Dec-12	Jan-13	Feb-13	Mar-13	Apr-13	May-13	Jun-13	Jul-13	Aug-13	Sep-13	
BCWS	6,845	7,009	7,474	7,946	8,247	8,776	9,074	9,486	9,858	10,411	10,703	11,437	12,052	12,904	13,743	14,351	14,796	15,613	16,842	17,131	17,660	18,032	18,776	19,154	19,397	19,600	20,068	
BCWP	5,811	6,573	6,986	7,423	7,895	8,196	8,809	9,497	9,925	10,637																		
ACWP	6,599	7,093	7,712	8,301	8,629	8,989	9,484	9,958	10,353	11,036																		
Obligated	8,897	9,709	10,362	11,171	12,526	12,843	13,301	13,726	13,983	14,303																		
FY12 Phase POs	8,897	9,709	10,362	11,956	12,526	12,843	13,301	13,726	13,983	14,303																		
Pending	9,394	10,191	10,622	12,319	12,707	12,957	13,573	14,057	14,226	14,604																		
NOFUND & FY13 PRs	11,240	11,673	10,622	12,319	12,707	12,957	13,573	14,057	14,226	14,644																		
CAME EAC	20,040	22,198	21,897	22,044	24,238	24,180	24,252	21,658	21,493	21,479																		

# 12 GeV 1.4.2.2.1 Tracking Earned Value \$K



	Jul-11	Aug-11	Sep-11	Oct-11	Nov-11	Dec-11	Jan-12	Feb-12	Mar-12	Apr-12	May-12	Jun-12	Jul-12	Aug-12	Sep-12	Oct-12	Nov-12	Dec-12	Jan-13	Feb-13	Mar-13	Apr-13	May-13	Jun-13	Jul-13	Aug-13	Sep-13	
BCWS	4,334	4,365	4,633	4,852	5,048	5,278	5,453	5,714	5,831	6,025	6,162	6,401	6,841	7,535	7,876	8,169	8,322	8,827	9,839	9,993	10,305	10,412	10,761	10,855	10,951	11,016	11,392	
BCWP	3,922	4,476	4,623	4,873	5,113	5,218	5,498	5,851	6,062	6,353																		
ACWP	3,761	4,027	4,290	4,590	4,840	5,026	5,281	5,496	5,677	6,054																		
Obligated	5,262	5,862	6,316	6,788	7,389	7,524	7,672	7,862	7,970	8,147																		
FY12 Phase POs	5,262	5,862	6,316	7,252	7,389	7,524	7,672	7,862	7,970	8,147																		
Pending	5,563	6,208	6,338	7,253	7,441	7,603	7,935	8,134	8,211	8,378																		

# 12 GeV 1.4.2.2.1.1 Silicon Detector Earned Value \$K

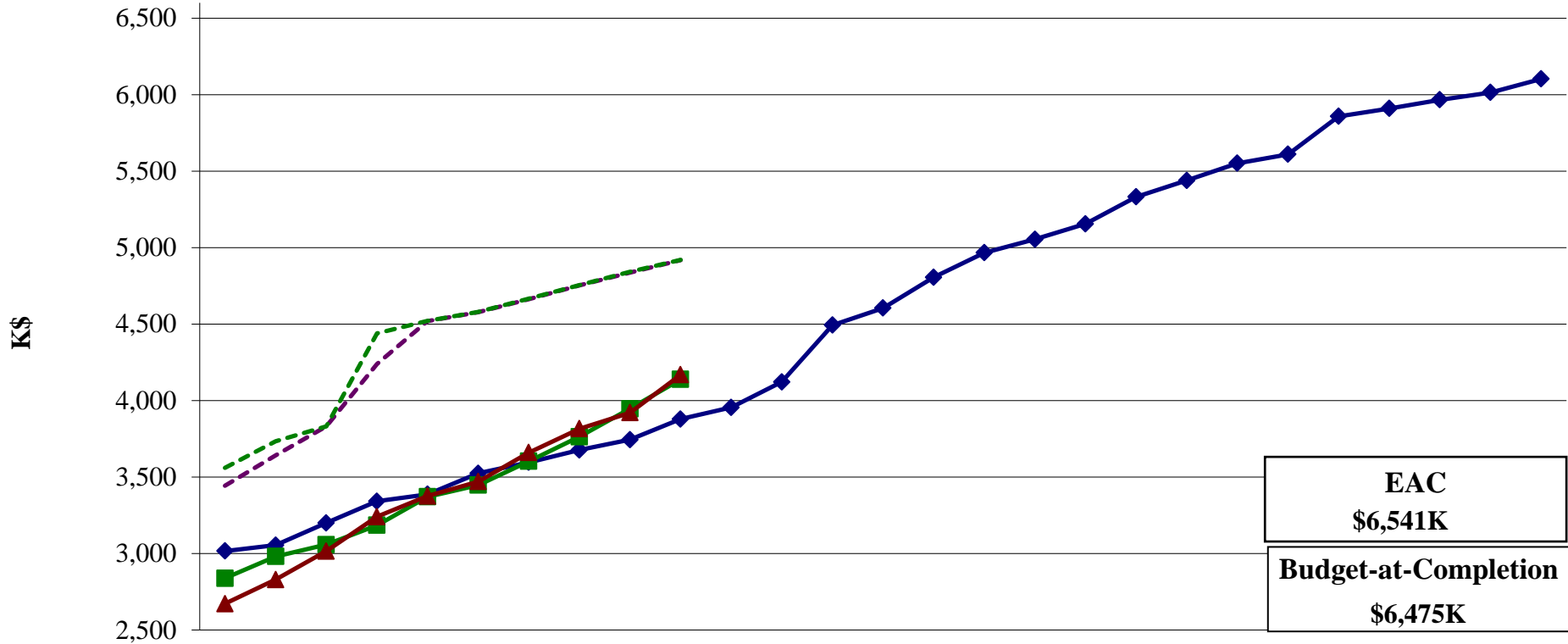


<b>EAC</b>
<b>\$5,752K</b>
<b>Budget-at-Completion</b>
<b>\$5,611K</b>

	Jul-11	Aug-11	Sep-11	Oct-11	Nov-11	Dec-11	Jan-12	Feb-12	Mar-12	Apr-12	May-12	Jun-12	Jul-12	Aug-12	Sep-12	Oct-12	Nov-12	Dec-12	Jan-13	Feb-13	Mar-13	Apr-13	May-13	Jun-13	Jul-13	Aug-13	Sep-13	
BCWS	1,318	1,311	1,432	1,510	1,661	1,754	1,858	2,037	2,087	2,146	2,207	2,279	2,348	2,930	3,070	3,202	3,267	3,672	4,507	4,554	4,754	4,802	4,903	4,946	4,985	5,001	5,289	
BCWP	1,084	1,495	1,565	1,688	1,742	1,771	1,894	2,088	2,116	2,215																		
ACWP	1,089	1,198	1,274	1,350	1,465	1,556	1,622	1,680	1,757	1,886																		
Obligated	1,820	2,220	2,485	2,549	2,870	2,947	3,009	3,109	3,133	3,229																		
FY12 Phase POs	1,820	2,220	2,687	2,814	2,870	2,947	3,009	3,109	3,133	3,229																		
Pending	2,002	2,473	2,708	2,814	2,920	3,023	3,268	3,378	3,369	3,458																		

# 12 GeV 1.4.2.2.1.3 Forward Drift Chambers

## Earned Value \$K

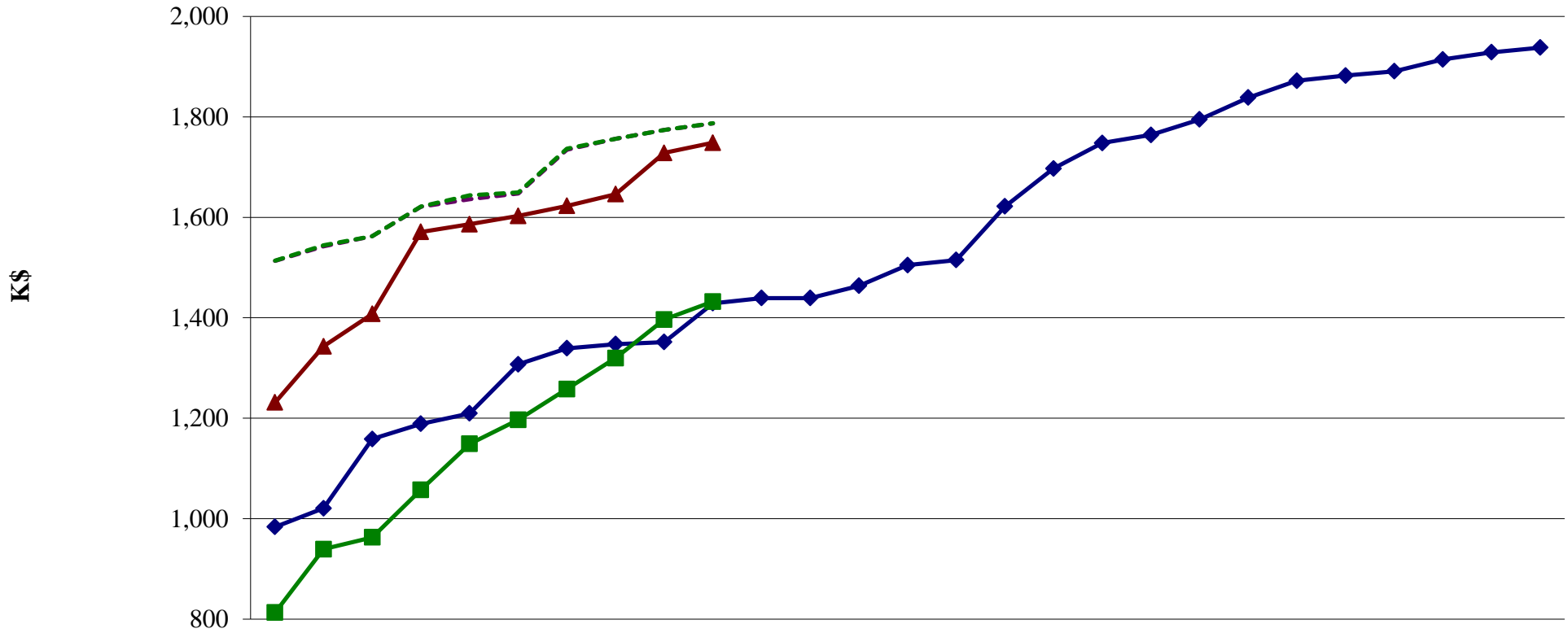


<b>EAC</b> <b>\$6,541K</b>
<b>Budget-at-Completion</b> <b>\$6,475K</b>

	Jul-11	Aug-11	Sep-11	Oct-11	Nov-11	Dec-11	Jan-12	Feb-12	Mar-12	Apr-12	May-12	Jun-12	Jul-12	Aug-12	Sep-12	Oct-12	Nov-12	Dec-12	Jan-13	Feb-13	Mar-13	Apr-13	May-13	Jun-13	Jul-13	Aug-13	Sep-13
BCWS	3,016	3,054	3,200	3,342	3,387	3,524	3,596	3,677	3,744	3,879	3,955	4,122	4,493	4,605	4,806	4,966	5,054	5,155	5,332	5,439	5,552	5,610	5,858	5,909	5,966	6,014	6,102
BCWP	2,838	2,981	3,058	3,185	3,371	3,447	3,603	3,763	3,946	4,138																	
ACWP	2,672	2,829	3,015	3,240	3,375	3,470	3,660	3,816	3,920	4,169																	
Obligated	3,442	3,642	3,832	4,239	4,519	4,577	4,663	4,754	4,837	4,918																	
Pending	3,561	3,735	3,832	4,439	4,521	4,579	4,667	4,756	4,842	4,920																	

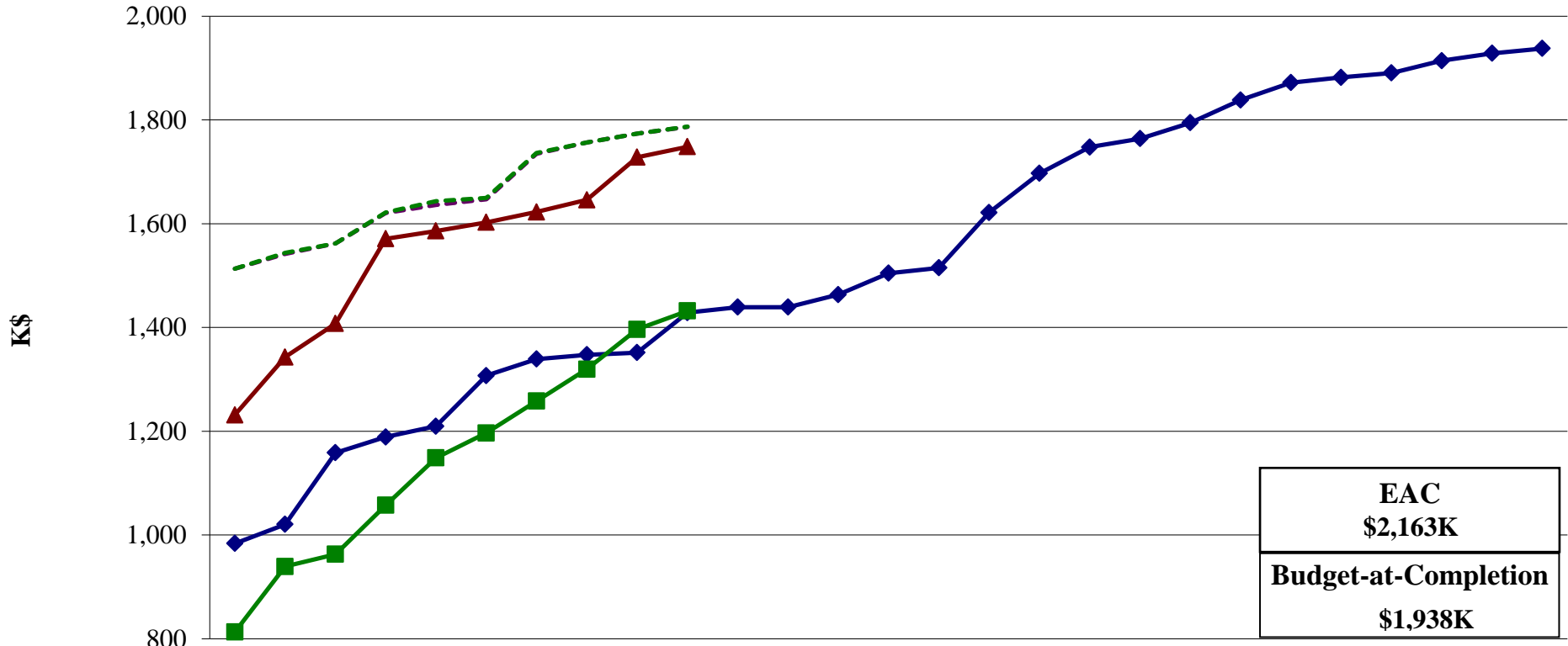
# 12 GeV 1.4.2.2.2 Calorimetry

## Earned Value \$K



	Jul-11	Aug-11	Sep-11	Oct-11	Nov-11	Dec-11	Jan-12	Feb-12	Mar-12	Apr-12	May-12	Jun-12	Jul-12	Aug-12	Sep-12	Oct-12	Nov-12	Dec-12	Jan-13	Feb-13	Mar-13	Apr-13	May-13	Jun-13	Jul-13	Aug-13	Sep-13
BCWS	984	1,021	1,159	1,189	1,210	1,307	1,339	1,347	1,352	1,429	1,439	1,439	1,464	1,505	1,515	1,622	1,697	1,748	1,764	1,795	1,838	1,872	1,882	1,891	1,914	1,928	1,938
BCWP	813	939	963	1,058	1,149	1,197	1,258	1,320	1,397	1,432																	
ACWP	1,231	1,343	1,408	1,571	1,586	1,603	1,623	1,646	1,728	1,748																	
Obligated	1,513	1,542	1,562	1,621	1,636	1,647	1,735	1,757	1,774	1,787																	
Pending	1,513	1,544	1,562	1,622	1,644	1,650	1,737	1,757	1,774	1,787																	

# 12 GeV 1.4.2.2.3 Forward Calorimeter Earned Value \$K

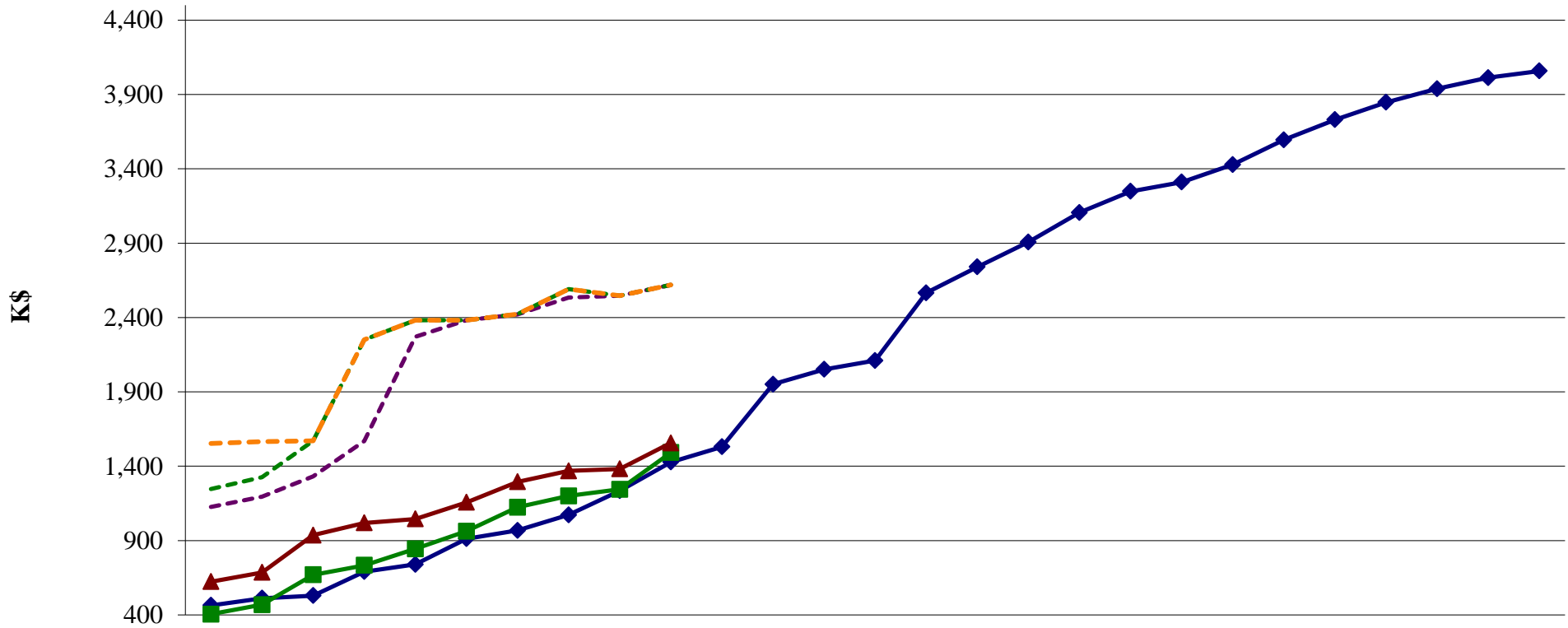


<b>EAC</b> <b>\$2,163K</b>
<b>Budget-at-Completion</b> <b>\$1,938K</b>

	Jul-11	Aug-11	Sep-11	Oct-11	Nov-11	Dec-11	Jan-12	Feb-12	Mar-12	Apr-12	May-12	Jun-12	Jul-12	Aug-12	Sep-12	Oct-12	Nov-12	Dec-12	Jan-13	Feb-13	Mar-13	Apr-13	May-13	Jun-13	Jul-13	Aug-13	Sep-13	
BCWS	984	1,021	1,159	1,189	1,210	1,307	1,339	1,347	1,352	1,429	1,439	1,439	1,464	1,505	1,515	1,622	1,697	1,748	1,764	1,795	1,838	1,872	1,882	1,891	1,914	1,928	1,938	
BCWP	813	939	963	1,058	1,149	1,197	1,258	1,320	1,397	1,432																		
ACWP	1,231	1,343	1,408	1,571	1,586	1,603	1,623	1,646	1,728	1,748																		
Obligated	1,513	1,542	1,562	1,621	1,636	1,647	1,735	1,757	1,774	1,787																		
Pending	1,513	1,544	1,562	1,622	1,644	1,650	1,737	1,757	1,774	1,787																		



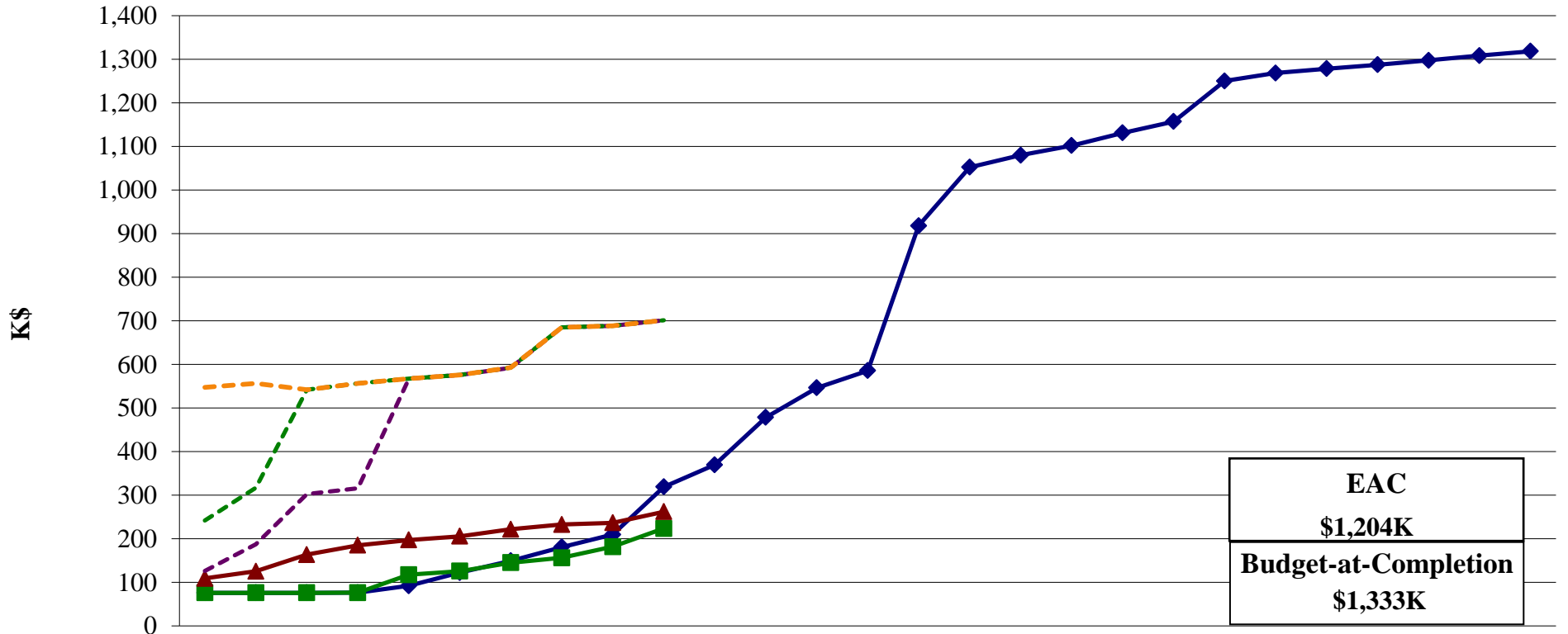
# 12 GeV 1.4.2.2.3 Time of Flight Earned Value \$K



	Jul-11	Aug-11	Sep-11	Oct-11	Nov-11	Dec-11	Jan-12	Feb-12	Mar-12	Apr-12	May-12	Jun-12	Jul-12	Aug-12	Sep-12	Oct-12	Nov-12	Dec-12	Jan-13	Feb-13	Mar-13	Apr-13	May-13	Jun-13	Jul-13	Aug-13	Sep-13	
BCWS	464	512	529	691	739	912	968	1,072	1,234	1,427	1,531	1,951	2,052	2,110	2,566	2,740	2,908	3,106	3,249	3,311	3,428	3,595	3,730	3,847	3,939	4,013	4,059	
BCWP	405	469	670	733	844	962	1,124	1,201	1,245	1,491																		
ACWP	624	686	936	1,019	1,045	1,156	1,295	1,369	1,381	1,556																		
Obligated	1,126	1,194	1,332	1,569	2,270	2,382	2,422	2,534	2,546	2,619																		
Pending	1,247	1,326	1,571	2,251	2,382	2,382	2,422	2,591	2,546	2,619																		
NOFUND & FY13 PRs	1,553	1,565	1,571	2,251	2,382	2,382	2,422	2,591	2,546	2,619																		

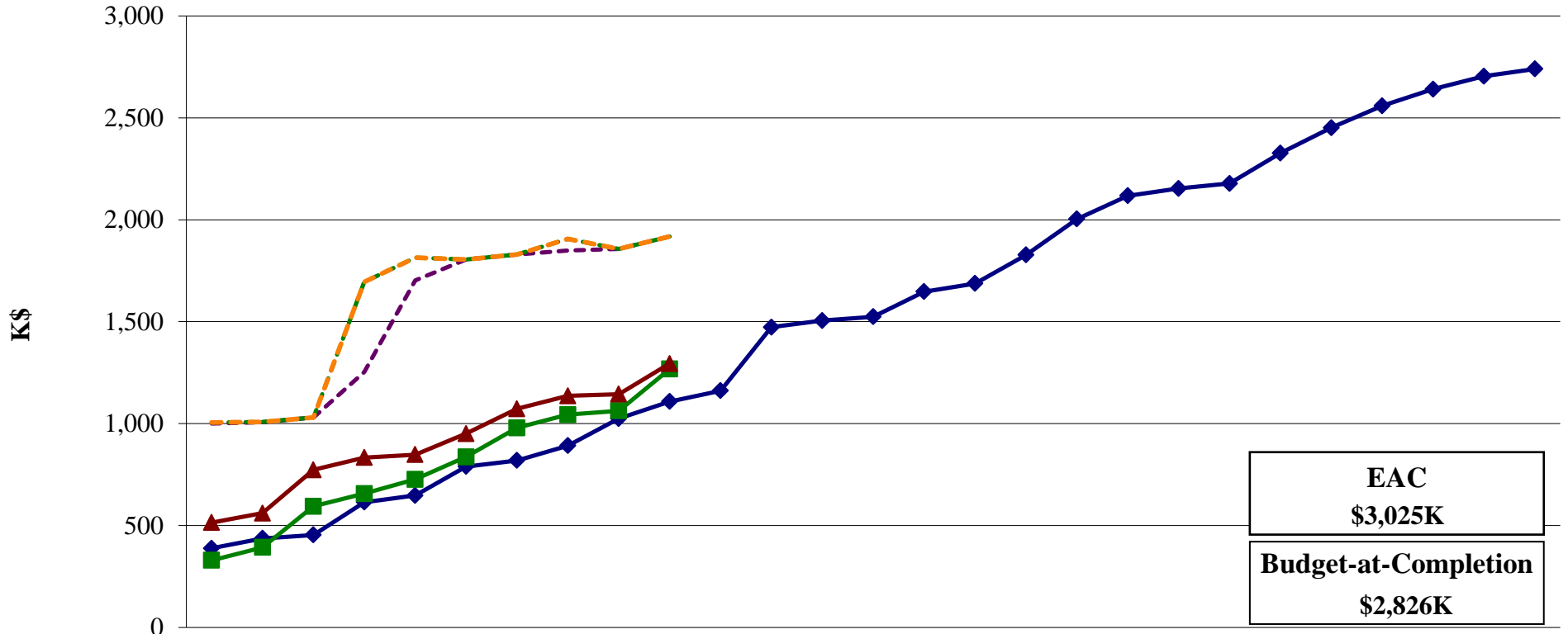
# 12 GeV 1.4.2.2.3.1 Central TOF

## Earned Value \$K



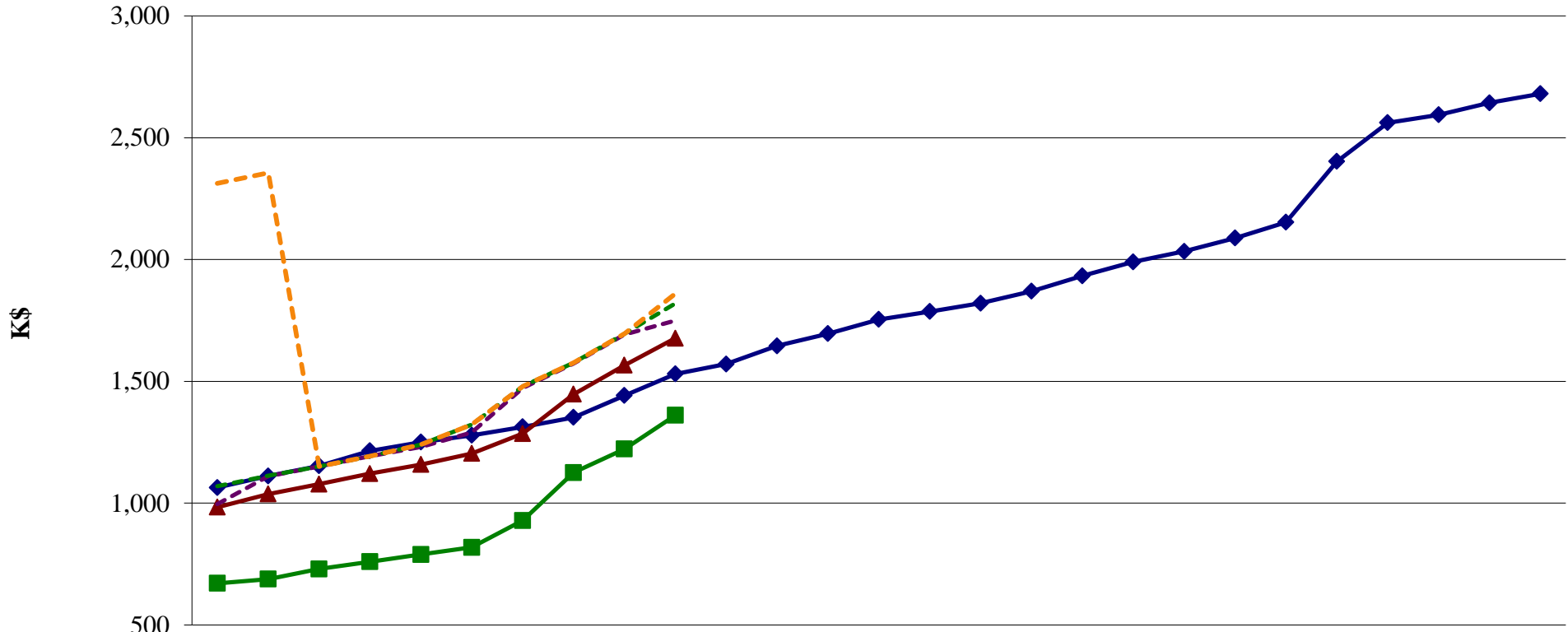
	Jul-11	Aug-11	Sep-11	Oct-11	Nov-11	Dec-11	Jan-12	Feb-12	Mar-12	Apr-12	May-12	Jun-12	Jul-12	Aug-12	Sep-12	Oct-12	Nov-12	Dec-12	Jan-13	Feb-13	Mar-13	Apr-13	May-13	Jun-13	Jul-13	Aug-13	Sep-13
BCWS	76	76	76	77	92	123	149	181	210	319	370	478	546	586	918	1,052	1,080	1,102	1,131	1,157	1,250	1,268	1,278	1,288	1,298	1,308	1,318
BCWP	76	76	76	77	118	126	145	157	182	224																	
ACWP	109	125	164	185	197	206	222	233	237	262																	
Obligated	126	187	303	316	568	576	592	685	689	701																	
Pending	242	317	542	556	568	576	593	685	689	701																	
NOFUND & FY13 PRs	547	557	542	556	568	576	593	685	689	701																	

# 12 GeV 1.4.2.2.3.2 Forward TOF Earned Value \$K



	Jul-11	Aug-11	Sep-11	Oct-11	Nov-11	Dec-11	Jan-12	Feb-12	Mar-12	Apr-12	May-12	Jun-12	Jul-12	Aug-12	Sep-12	Oct-12	Nov-12	Dec-12	Jan-13	Feb-13	Mar-13	Apr-13	May-13	Jun-13	Jul-13	Aug-13	Sep-13	
BCWS	388	436	453	614	647	789	819	891	1,025	1,108	1,161	1,473	1,505	1,524	1,647	1,688	1,828	2,004	2,118	2,154	2,178	2,327	2,452	2,560	2,641	2,705	2,740	
BCWP	329	393	594	656	726	837	979	1,044	1,063	1,268																		
ACWP	514	560	773	833	847	951	1,073	1,136	1,145	1,294																		
Obligated	1,000	1,007	1,030	1,253	1,702	1,806	1,829	1,849	1,858	1,918																		
Pending	1,005	1,009	1,030	1,695	1,814	1,806	1,829	1,906	1,858	1,918																		
NOFUND & FY13 PRs	1,005	1,009	1,030	1,695	1,814	1,806	1,829	1,906	1,858	1,918																		

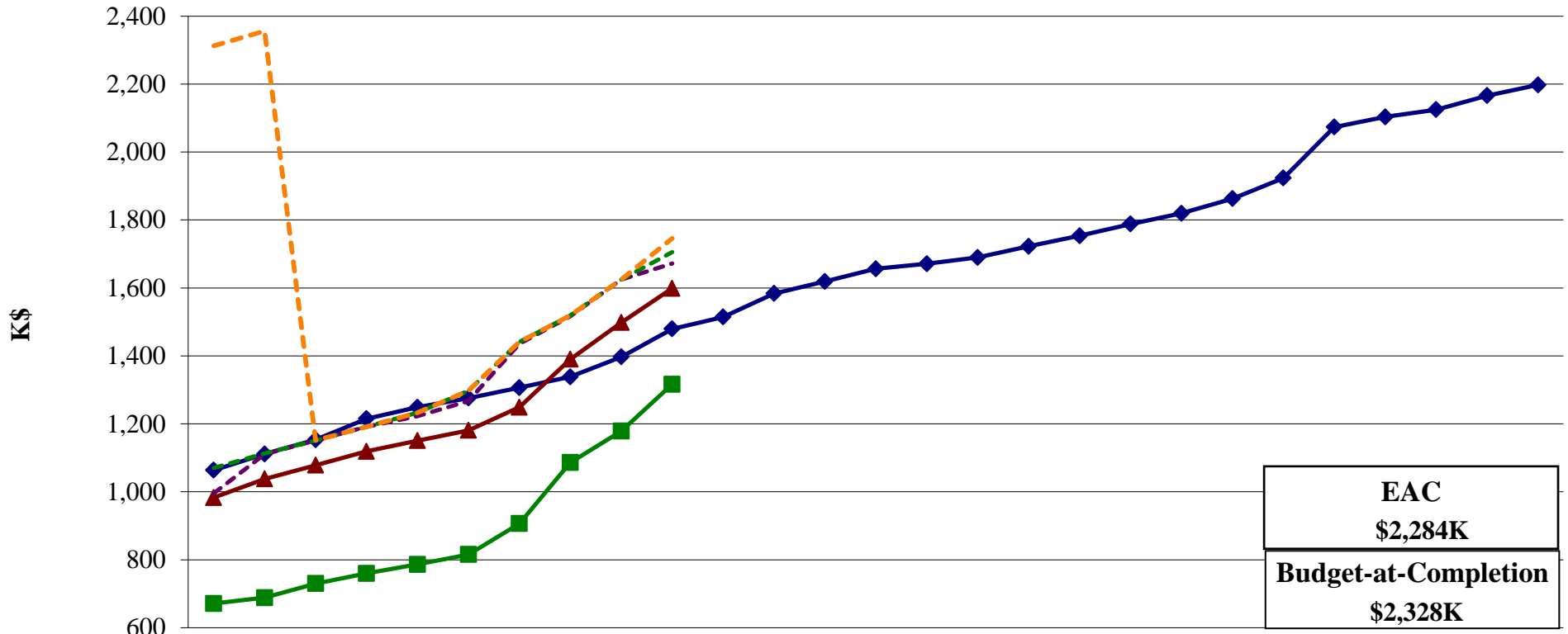
# 12 GeV 1.4.2.2.4 Cerenkov Earned Value \$K



	Jul-11	Aug-11	Sep-11	Oct-11	Nov-11	Dec-11	Jan-12	Feb-12	Mar-12	Apr-12	May-12	Jun-12	Jul-12	Aug-12	Sep-12	Oct-12	Nov-12	Dec-12	Jan-13	Feb-13	Mar-13	Apr-13	May-13	Jun-13	Jul-13	Aug-13	Sep-13
BCWS	1,064	1,111	1,153	1,215	1,250	1,278	1,313	1,352	1,441	1,530	1,571	1,645	1,696	1,754	1,786	1,820	1,870	1,933	1,990	2,033	2,088	2,153	2,402	2,561	2,594	2,643	2,680
BCWP	671	688	730	760	789	819	929	1,126	1,222	1,360																	
ACWP	983	1,038	1,078	1,121	1,158	1,204	1,285	1,447	1,566	1,677																	
Obligated	996	1,111	1,151	1,193	1,231	1,290	1,473	1,573	1,693	1,750																	
Pending	1,070	1,113	1,151	1,193	1,241	1,323	1,479	1,576	1,695	1,819																	
NOFUND & FY13 PRs	2,313	2,356	1,151	1,193	1,241	1,323	1,479	1,576	1,695	1,860																	

# 12 GeV 1.4.2.2.4.1 High Threshold CC

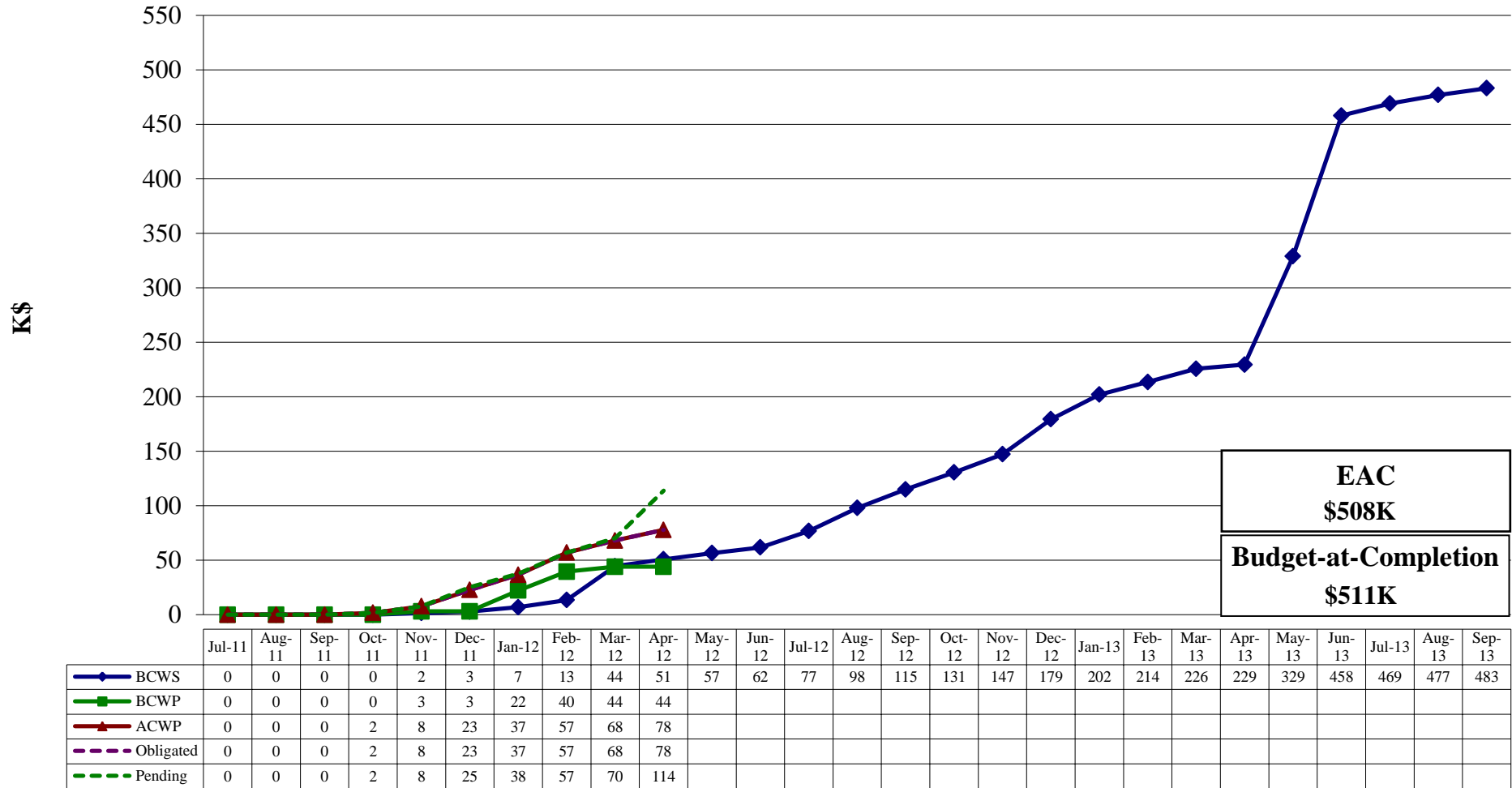
## Earned Value \$K



<b>EAC</b> <b>\$2,284K</b>
<b>Budget-at-Completion</b> <b>\$2,328K</b>

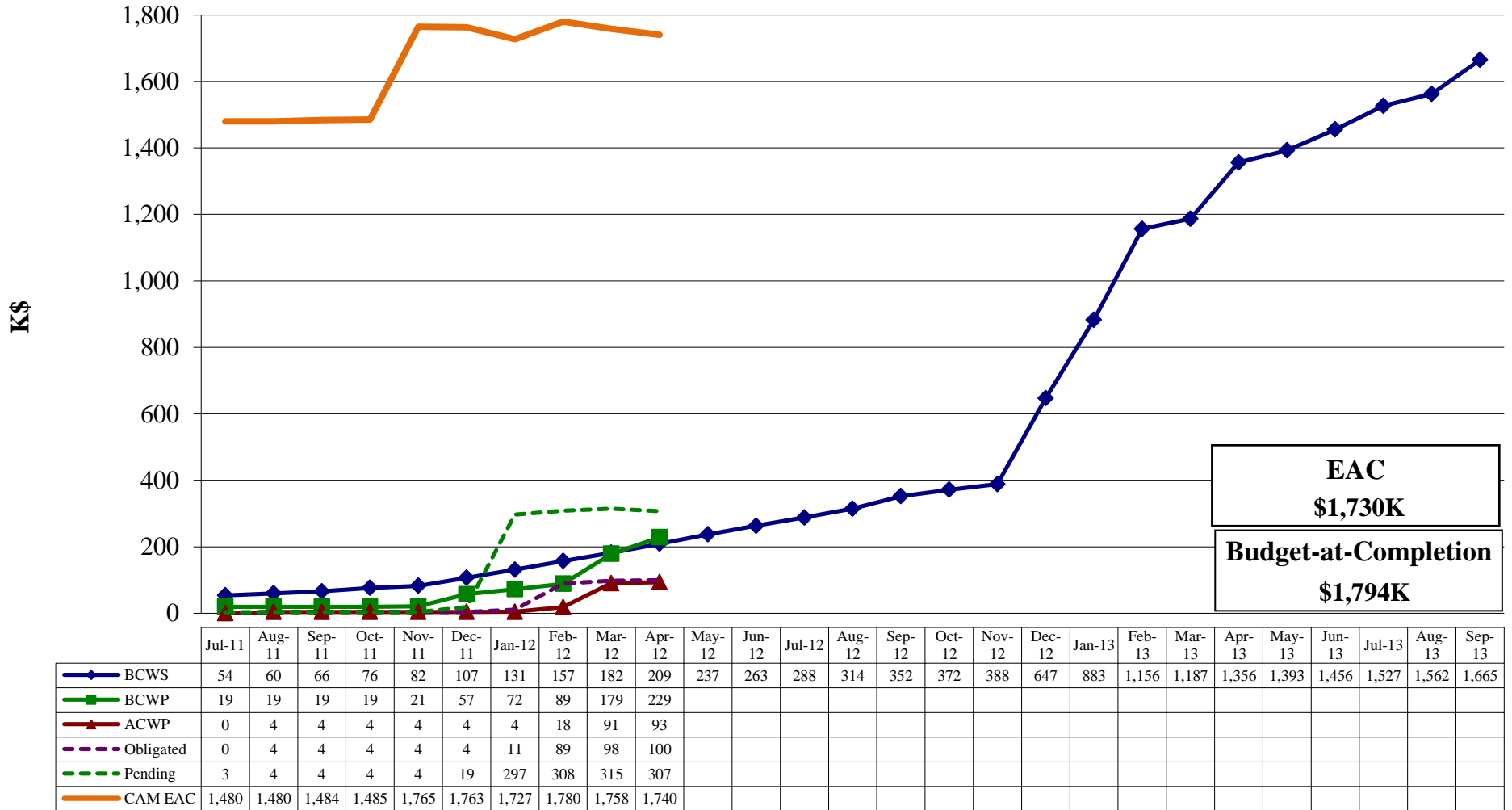
	Jul-11	Aug-11	Sep-11	Oct-11	Nov-11	Dec-11	Jan-12	Feb-12	Mar-12	Apr-12	May-12	Jun-12	Jul-12	Aug-12	Sep-12	Oct-12	Nov-12	Dec-12	Jan-13	Feb-13	Mar-13	Apr-13	May-13	Jun-13	Jul-13	Aug-13	Sep-13
BCWS	1,064	1,111	1,153	1,215	1,249	1,276	1,306	1,338	1,397	1,479	1,514	1,583	1,619	1,656	1,671	1,690	1,722	1,753	1,788	1,820	1,863	1,923	2,074	2,103	2,125	2,166	2,197
BCWP	671	688	730	760	786	815	906	1,086	1,178	1,316																	
ACWP	983	1,038	1,078	1,119	1,151	1,181	1,249	1,390	1,498	1,599																	
Obligated	996	1,111	1,151	1,191	1,223	1,267	1,436	1,516	1,625	1,672																	
Pending	1,070	1,113	1,151	1,191	1,233	1,298	1,441	1,519	1,625	1,706																	
NOFUND & FY13 PRs	2,313	2,356	1,151	1,191	1,233	1,298	1,441	1,519	1,625	1,746																	

# 12 GeV 1.4.2.2.4.2 Low Threshold CC Earned Value \$K

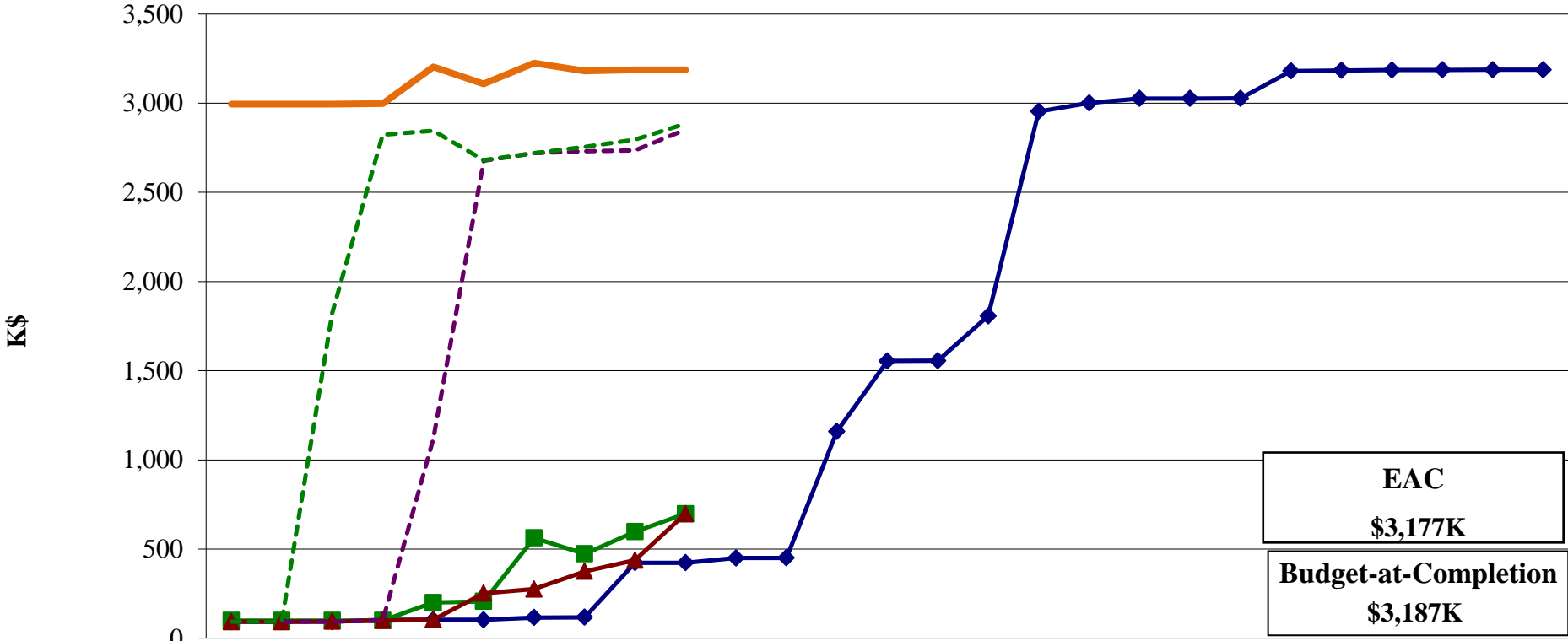


<b>EAC</b> <b>\$508K</b>
<b>Budget-at-Completion</b> <b>\$511K</b>

# 12 GeV 1.4.2.3 Computing Earned Value \$K



# 12 GeV 1.4.2.4 Electronics Earned Value \$K



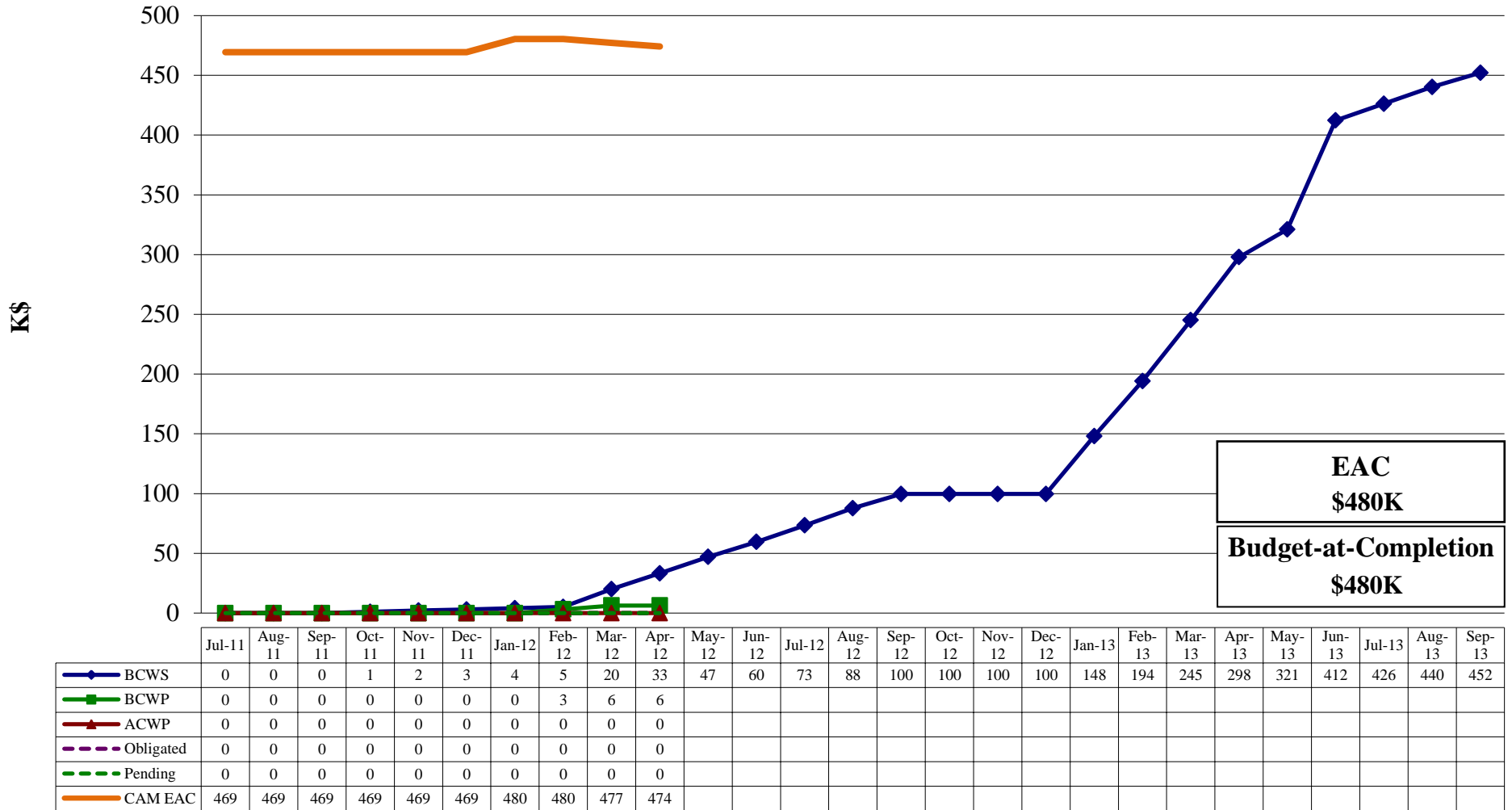
<b>EAC</b>
<b>\$3,177K</b>
<b>Budget-at-Completion</b>
<b>\$3,187K</b>

	Jul-11	Aug-11	Sep-11	Oct-11	Nov-11	Dec-11	Jan-12	Feb-12	Mar-12	Apr-12	May-12	Jun-12	Jul-12	Aug-12	Sep-12	Oct-12	Nov-12	Dec-12	Jan-13	Feb-13	Mar-13	Apr-13	May-13	Jun-13	Jul-13	Aug-13	Sep-13	
BCWS	92	92	92	104	104	104	116	118	423	423	450	450	1,159	1,554	1,556	1,808	2,954	3,002	3,026	3,026	3,027	3,181	3,183	3,186	3,187	3,187	3,187	
BCWP	100	100	100	100	200	207	563	473	597	698																		
ACWP	92	92	95	100	104	252	276	375	438	698																		
Obligated	92	92	95	100	1,116	2,678	2,720	2,730	2,736	2,852																		
Pending	92	92	1,824	2,824	2,846	2,681	2,720	2,755	2,796	2,885																		
CAM EAC	2,995	2,995	2,995	2,997	3,204	3,108	3,225	3,180	3,187	3,187																		



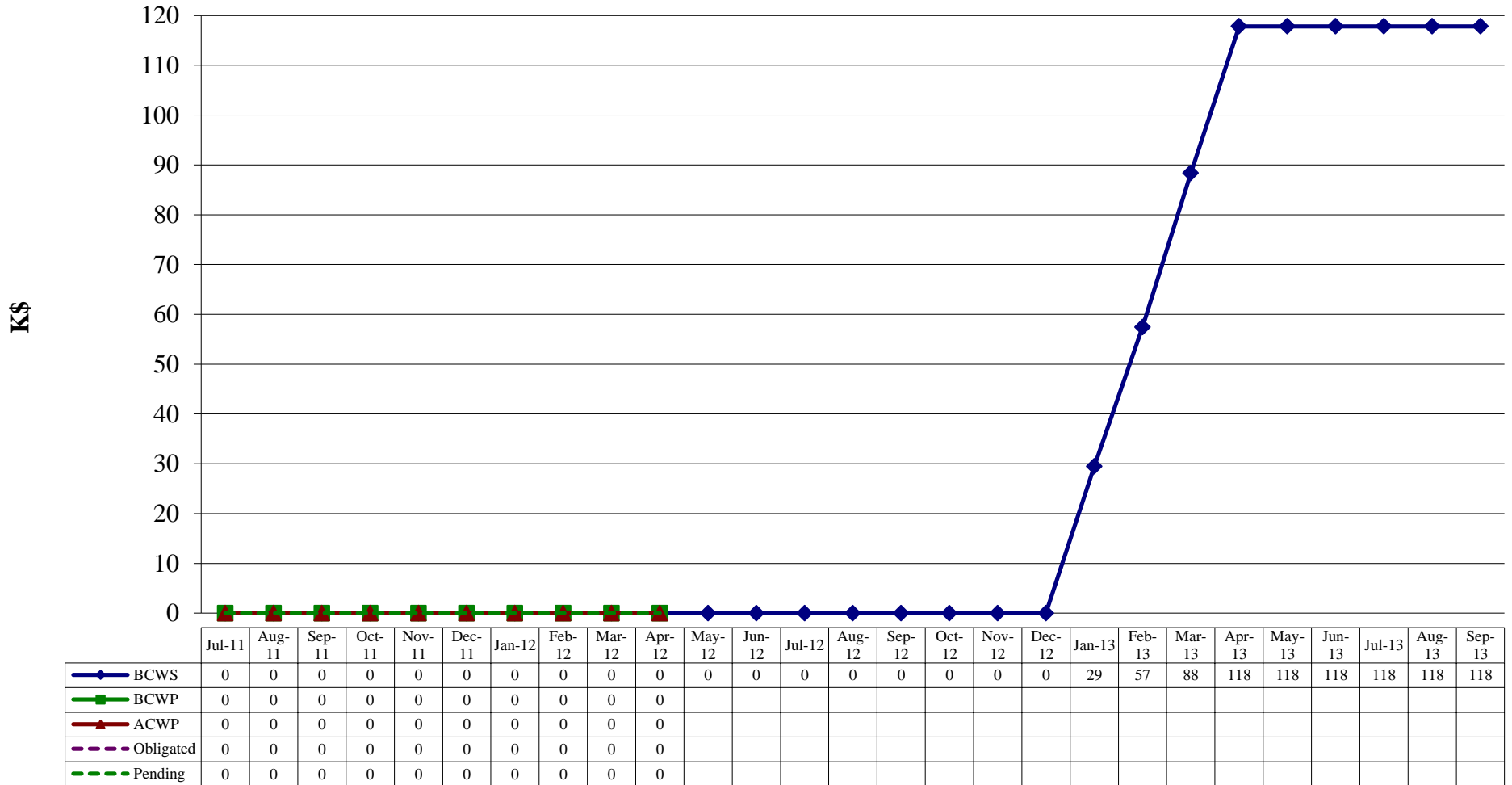
# 12 GeV 1.4.2.5 Beamline

## Earned Value \$K



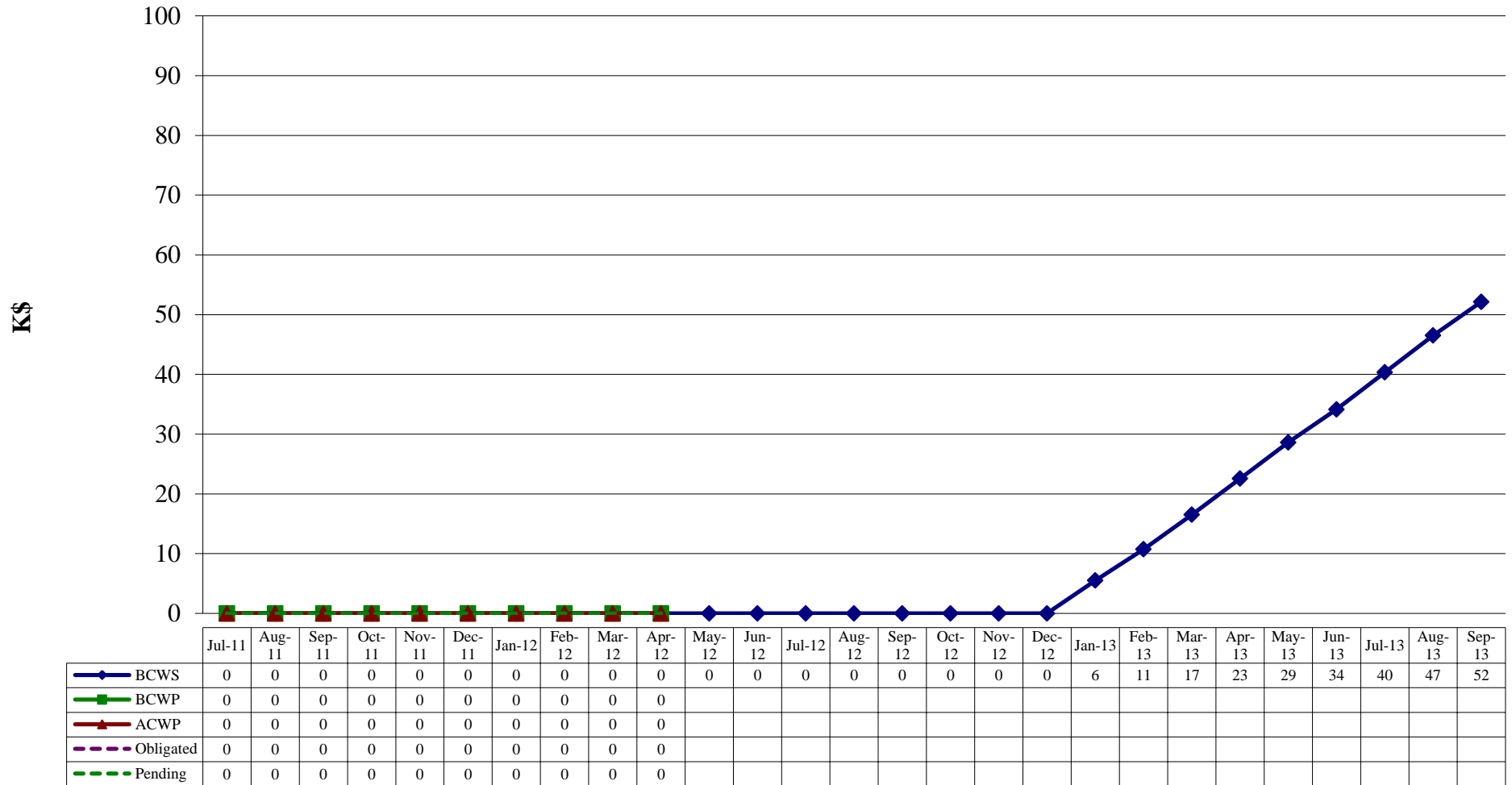
# 12 GeV 1.4.2.5.1 Faraday Cup Upgrade

## Earned Value \$K

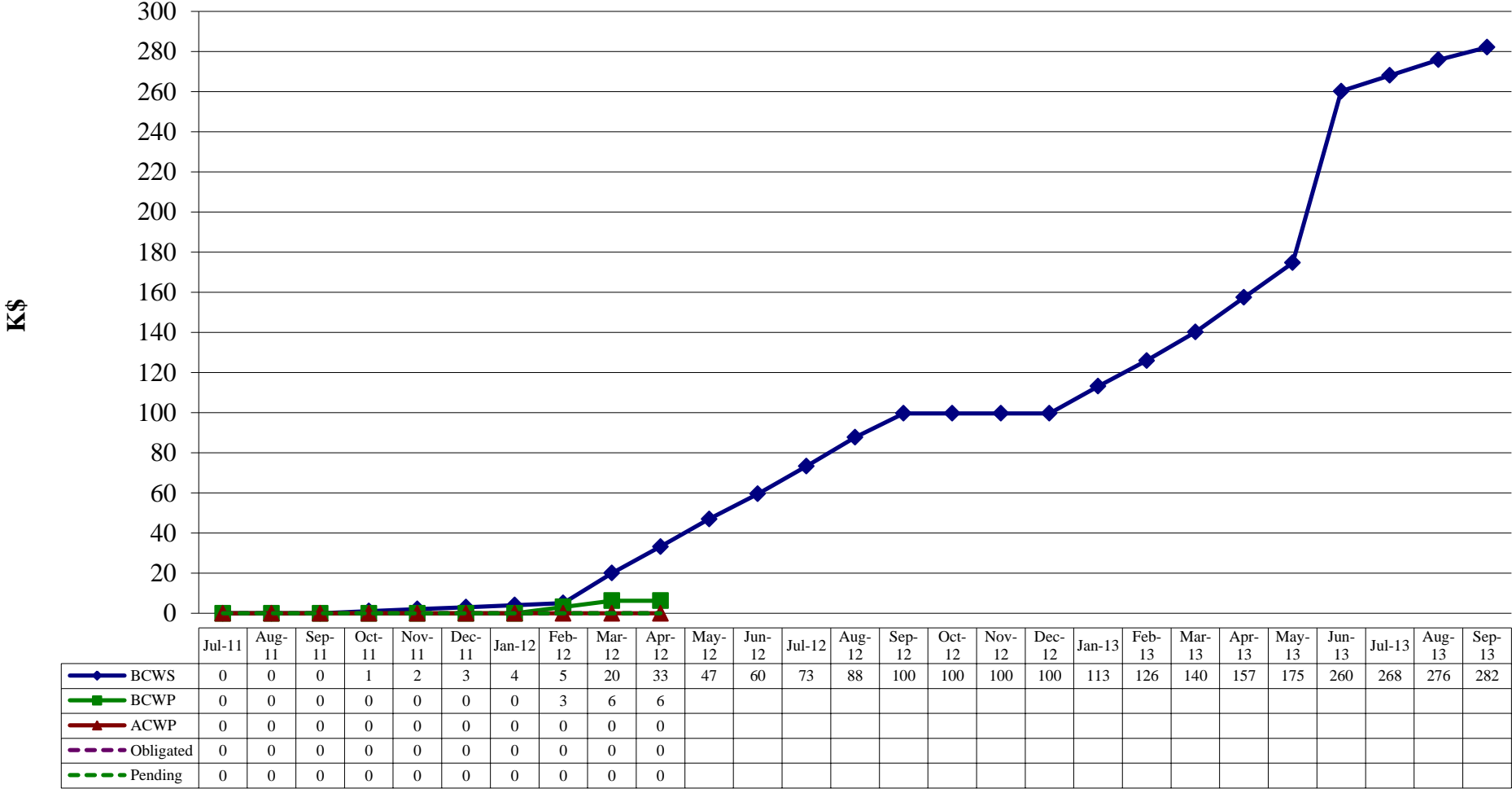


# 12 GeV 1.4.2.5.2 Moller Polarimeter Upgrade

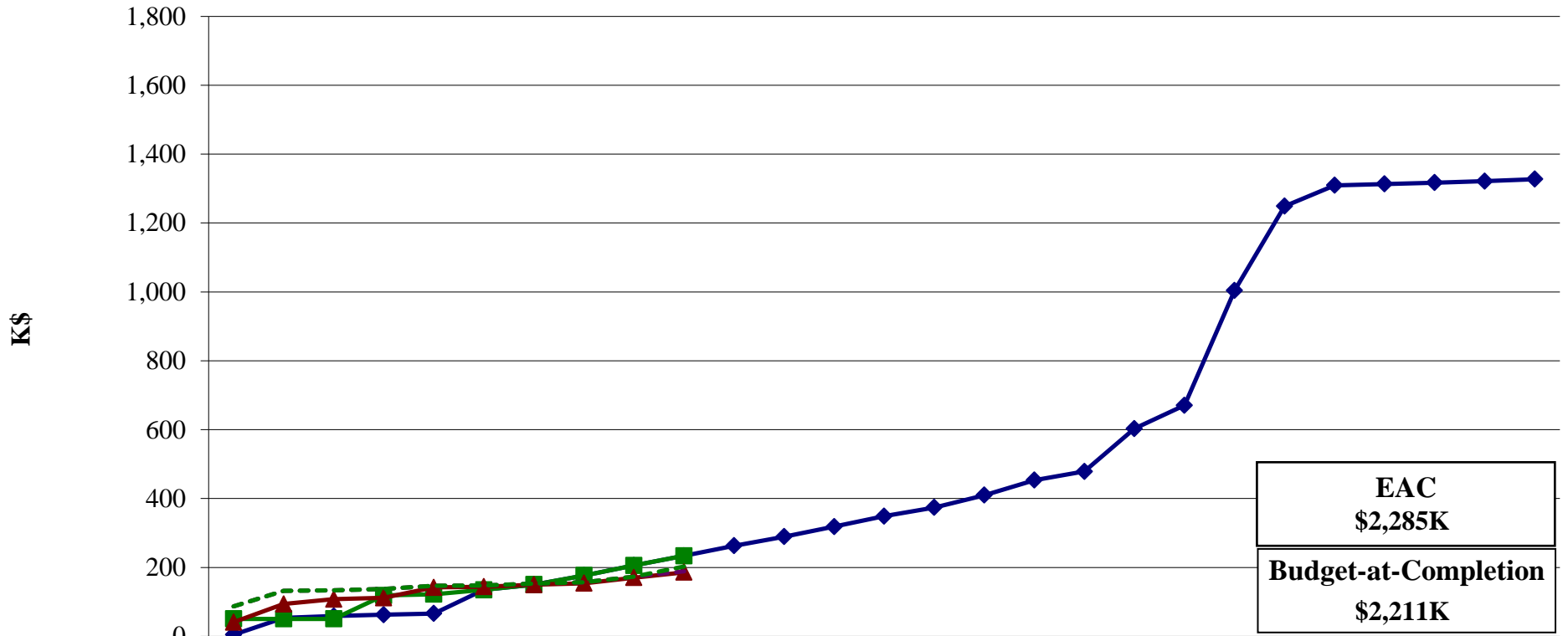
## Earned Value \$K



# 12 GeV 1.4.2.5.4 Components Earned Value \$K



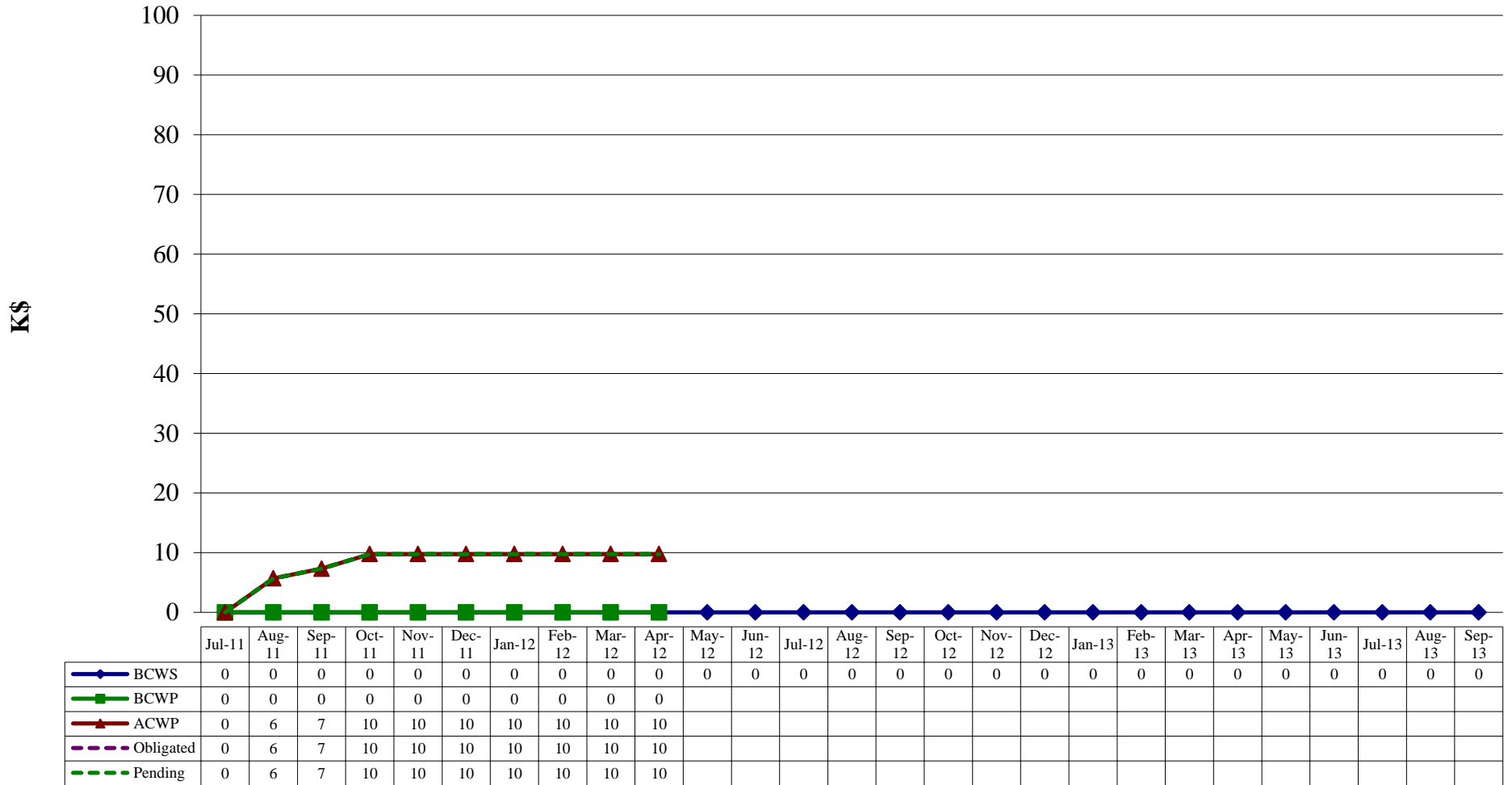
# 12 GeV 1.4.2.6 Infrastructure Earned Value \$K



<b>EAC</b> <b>\$2,285K</b>
<b>Budget-at-Completion</b> <b>\$2,211K</b>

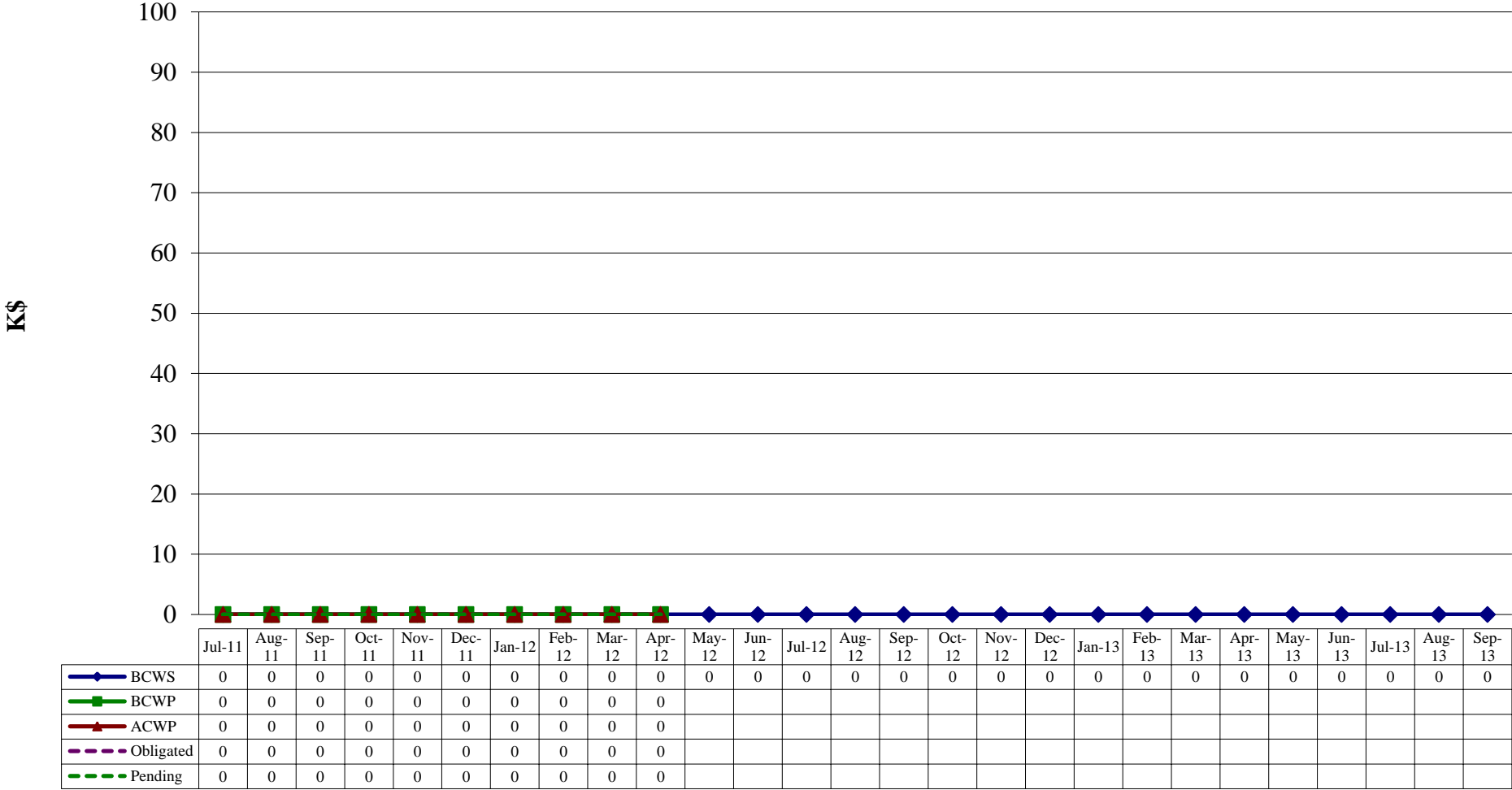
	Jul-11	Aug-11	Sep-11	Oct-11	Nov-11	Dec-11	Jan-12	Feb-12	Mar-12	Apr-12	May-12	Jun-12	Jul-12	Aug-12	Sep-12	Oct-12	Nov-12	Dec-12	Jan-13	Feb-13	Mar-13	Apr-13	May-13	Jun-13	Jul-13	Aug-13	Sep-13	
BCWS	5	53	59	63	66	135	150	177	206	234	263	289	318	349	374	410	453	479	603	671	1,004	1,249	1,310	1,313	1,317	1,321	1,327	
BCWP	51	51	51	119	122	135	150	177	206	234																		
ACWP	41	94	108	112	142	144	150	154	170	186																		
Obligated	87	132	134	138	147	148	153	157	173	189																		
Pending	87	132	134	138	147	148	153	157	173	203																		
CAMEAC	1,912	1,897	1,949	1,964	2,185	2,212	2,201	2,203	2,188	2,175																		

# 12 GeV 1.4.2.6.1 Utilities Earned Value \$K

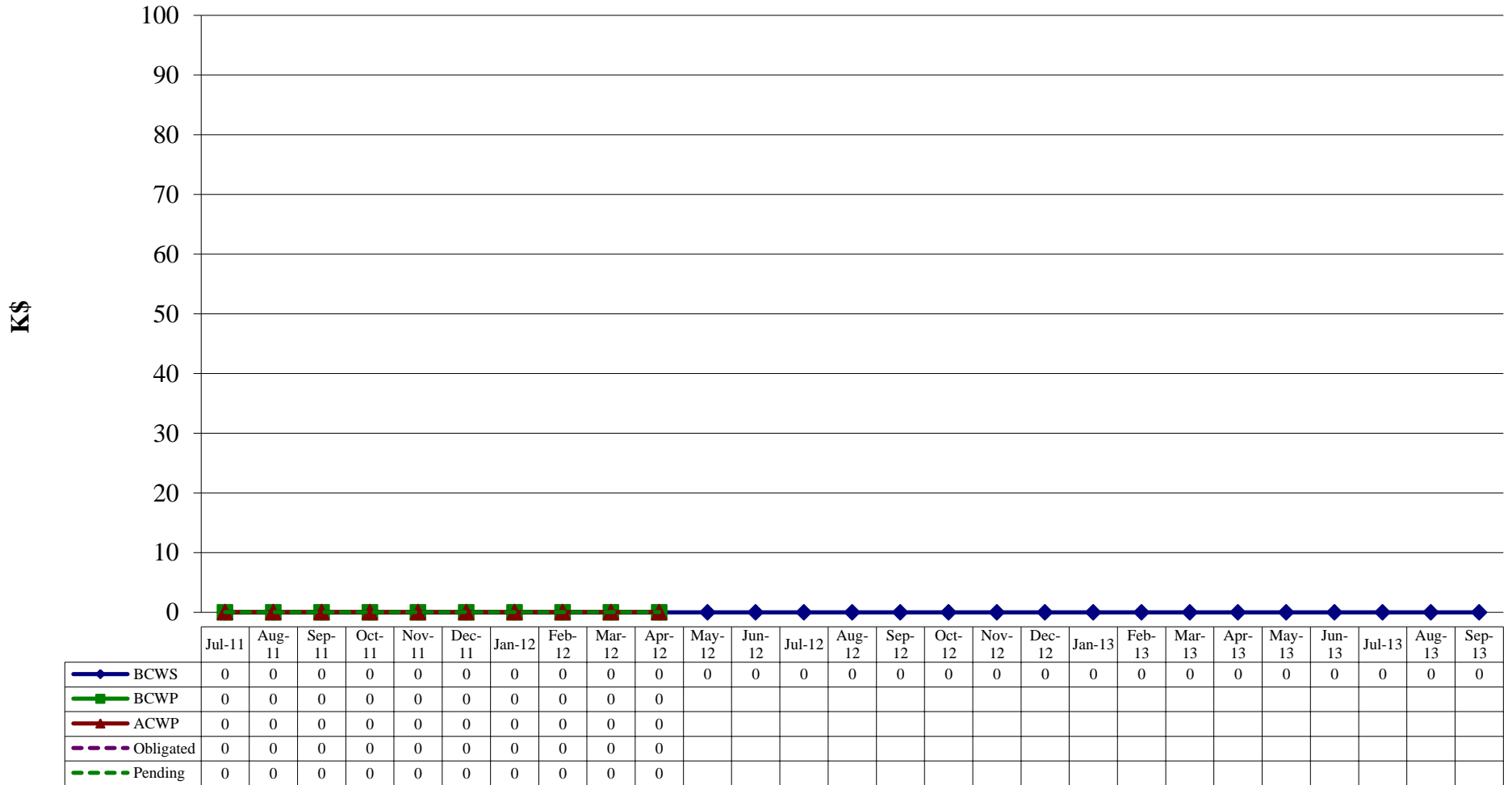


# 12 GeV 1.4.2.6.2 Mechanical Frames

## Earned Value \$K

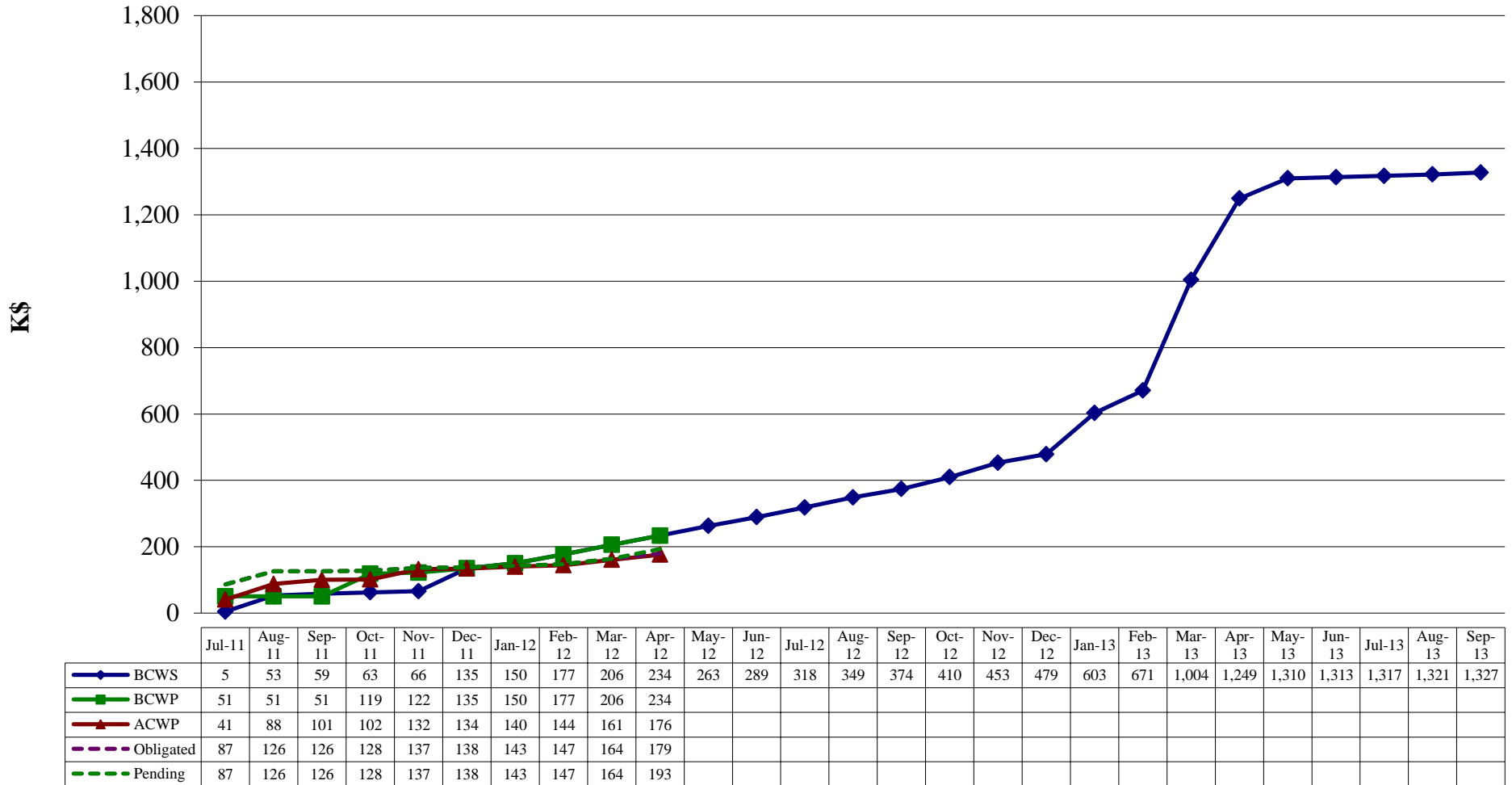


# 12 GeV 1.4.2.6.3 Assembly Earned Value \$K

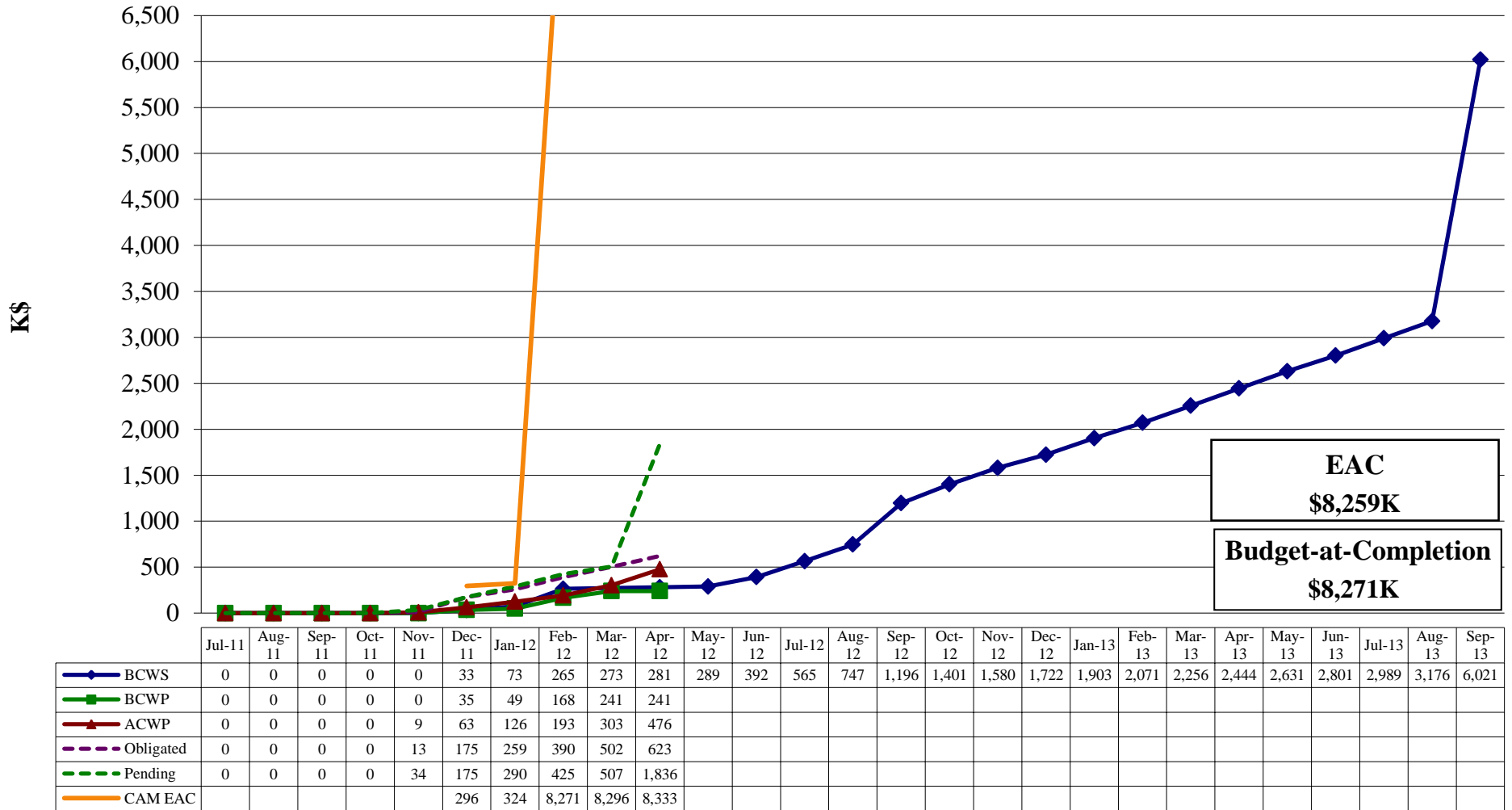




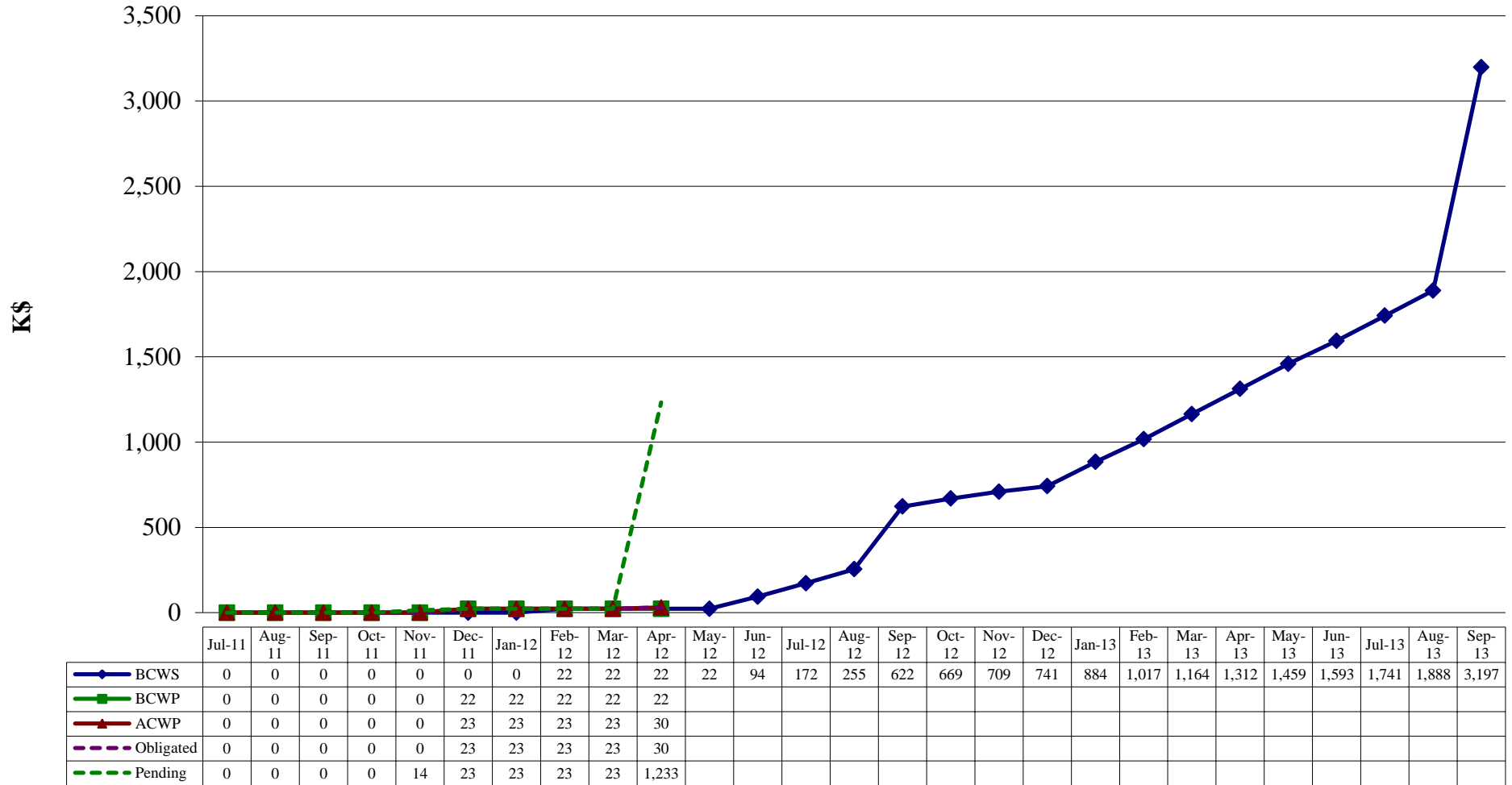
# 12 GeV 1.4.2.6.4 Installation Earned Value \$K



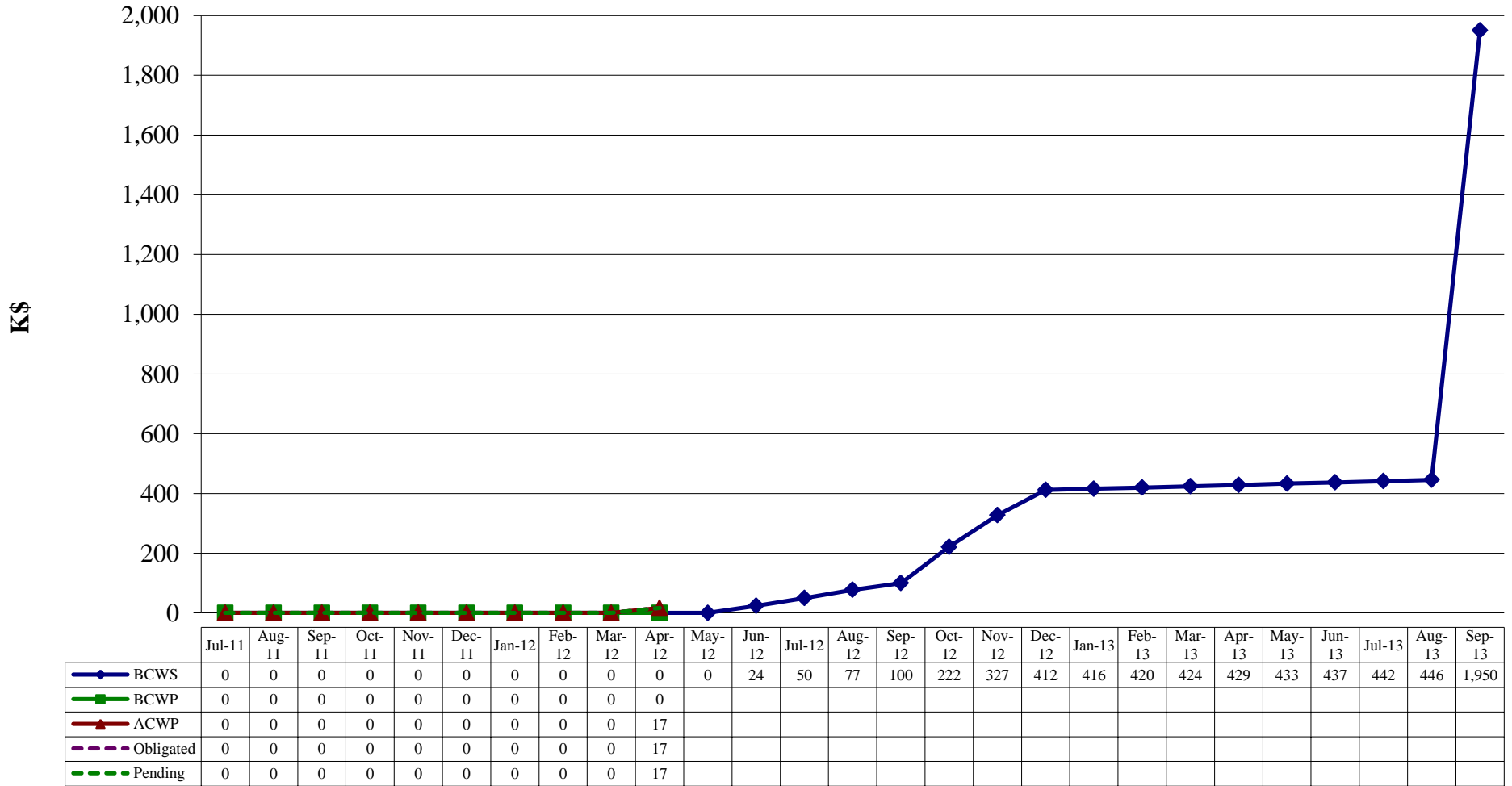
# 12 GeV 1.4.2.7 Hall B Magnet New Vendor Earned Value \$K



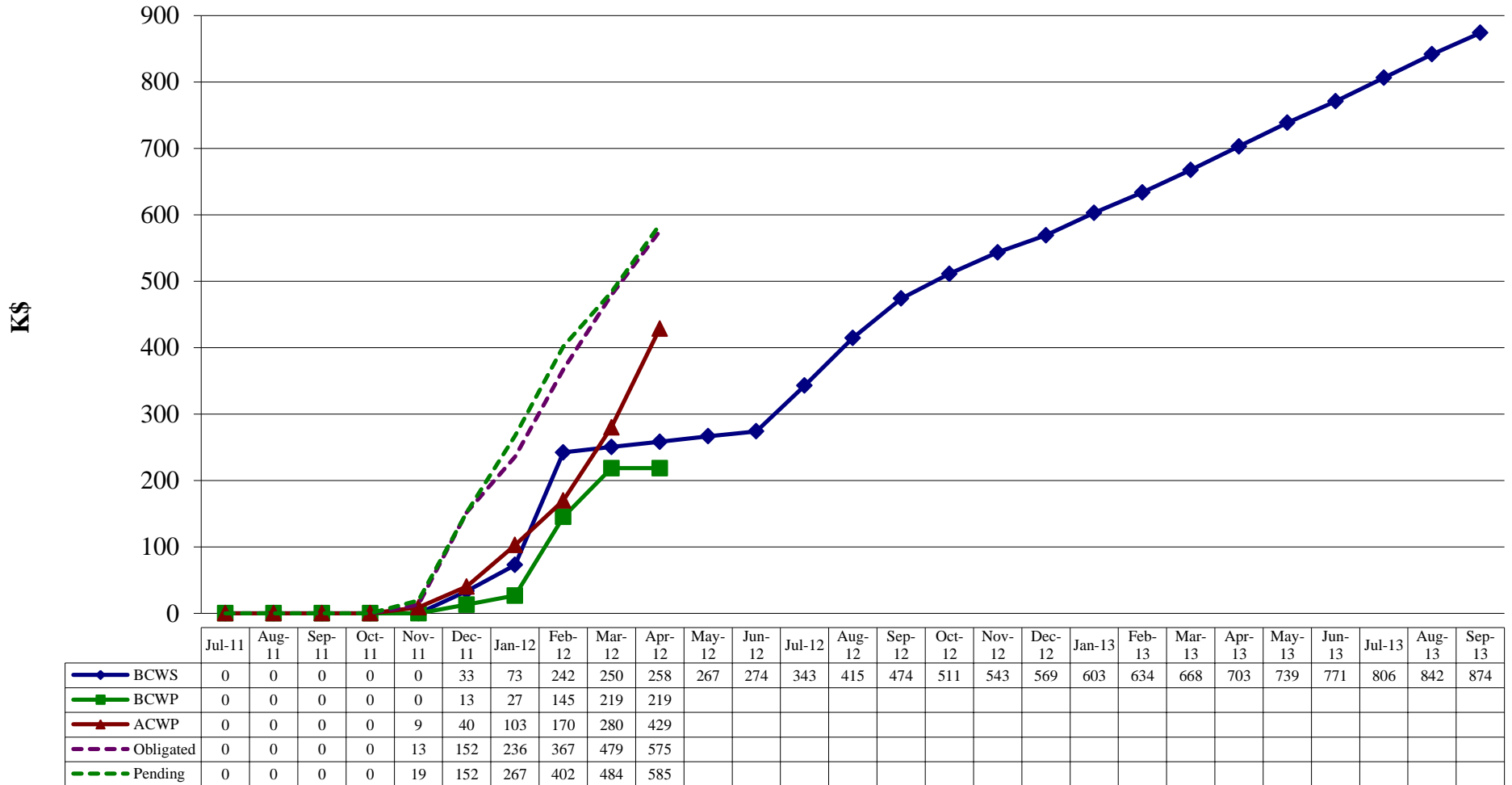
# 12 GeV 1.4.2.7.1 Torus New Vendor Earned Value \$K



# 12 GeV 1.4.2.7.2 Solenoid New Vendor Earned Value \$K

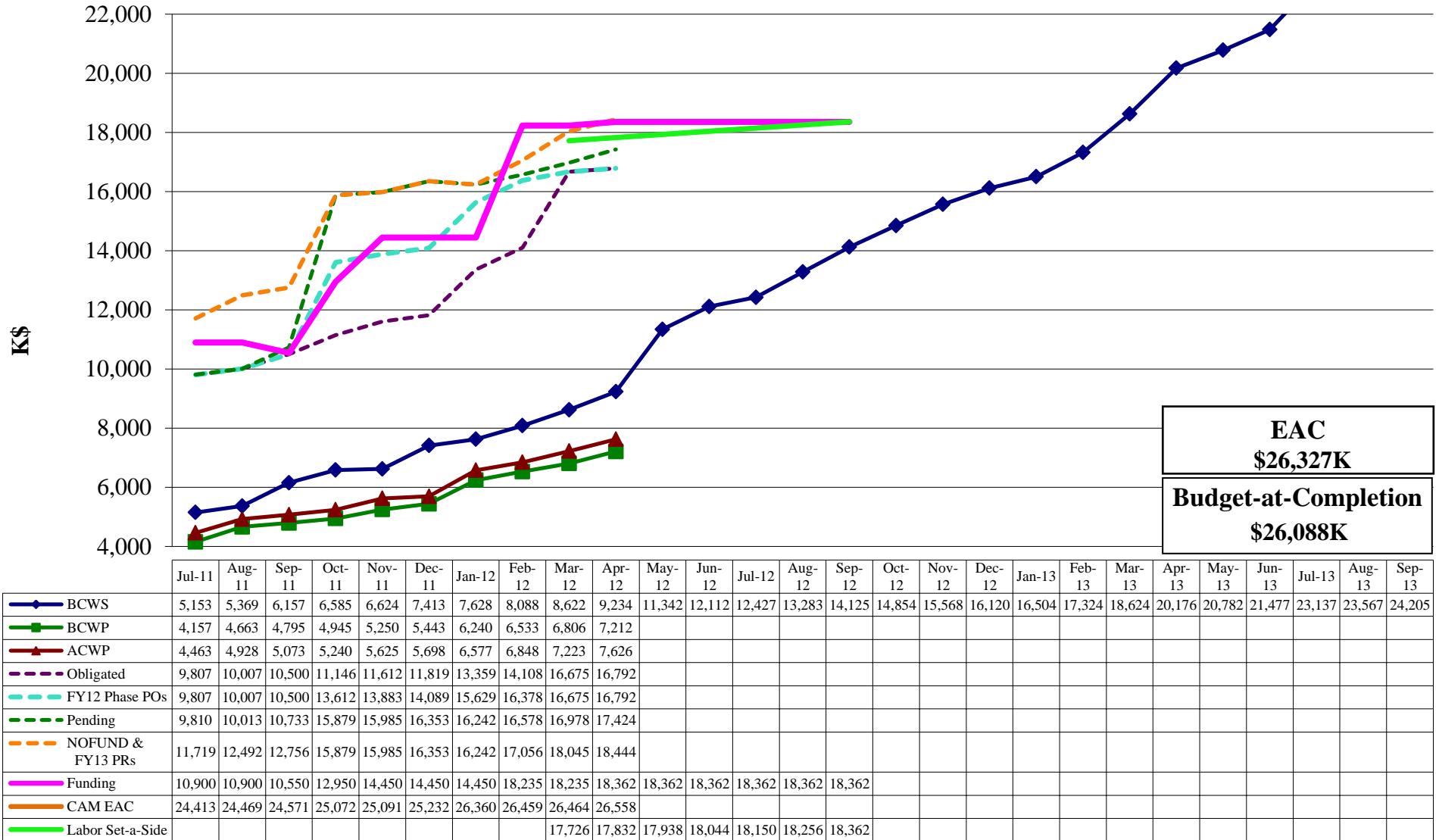


# 12 GeV 1.4.2.7.3 Infrastructure Earned Value \$K

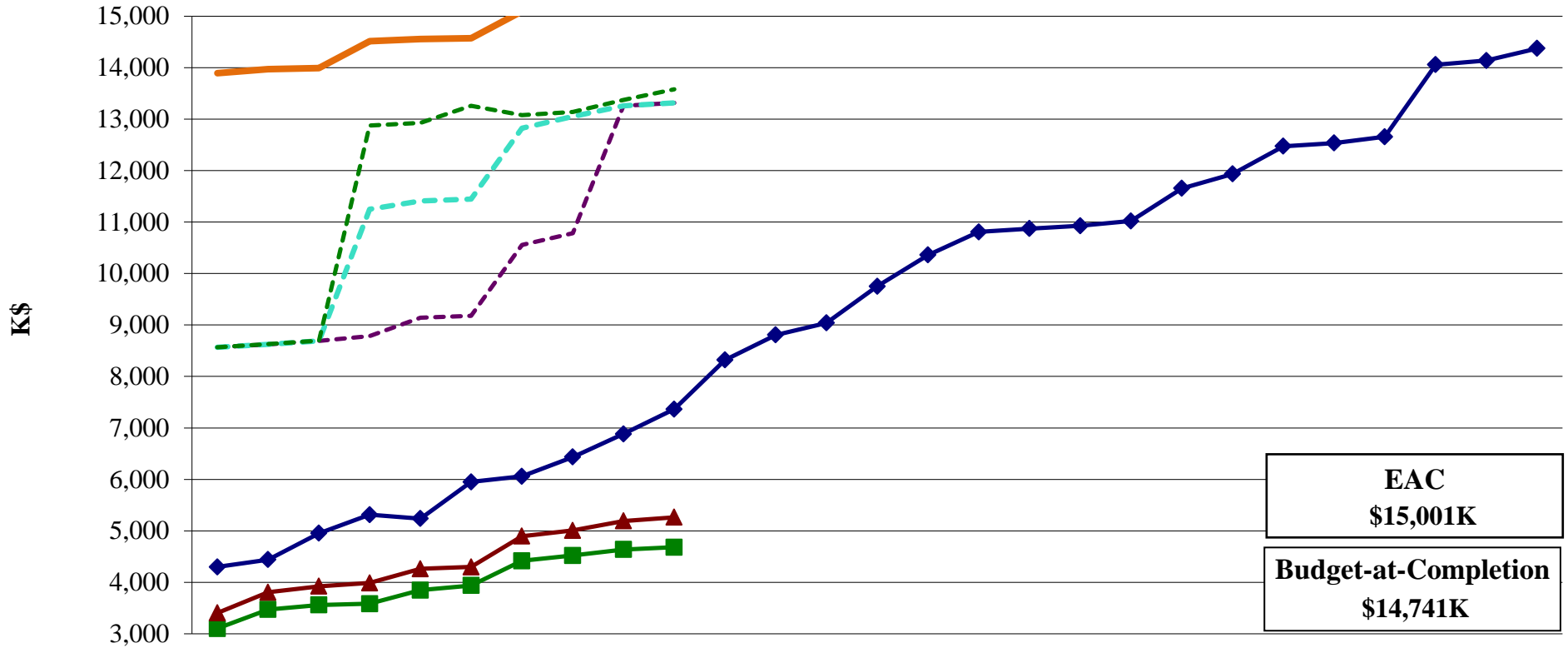


# 12 GeV 1.4.3 Construction Hall C

## Earned Value \$K

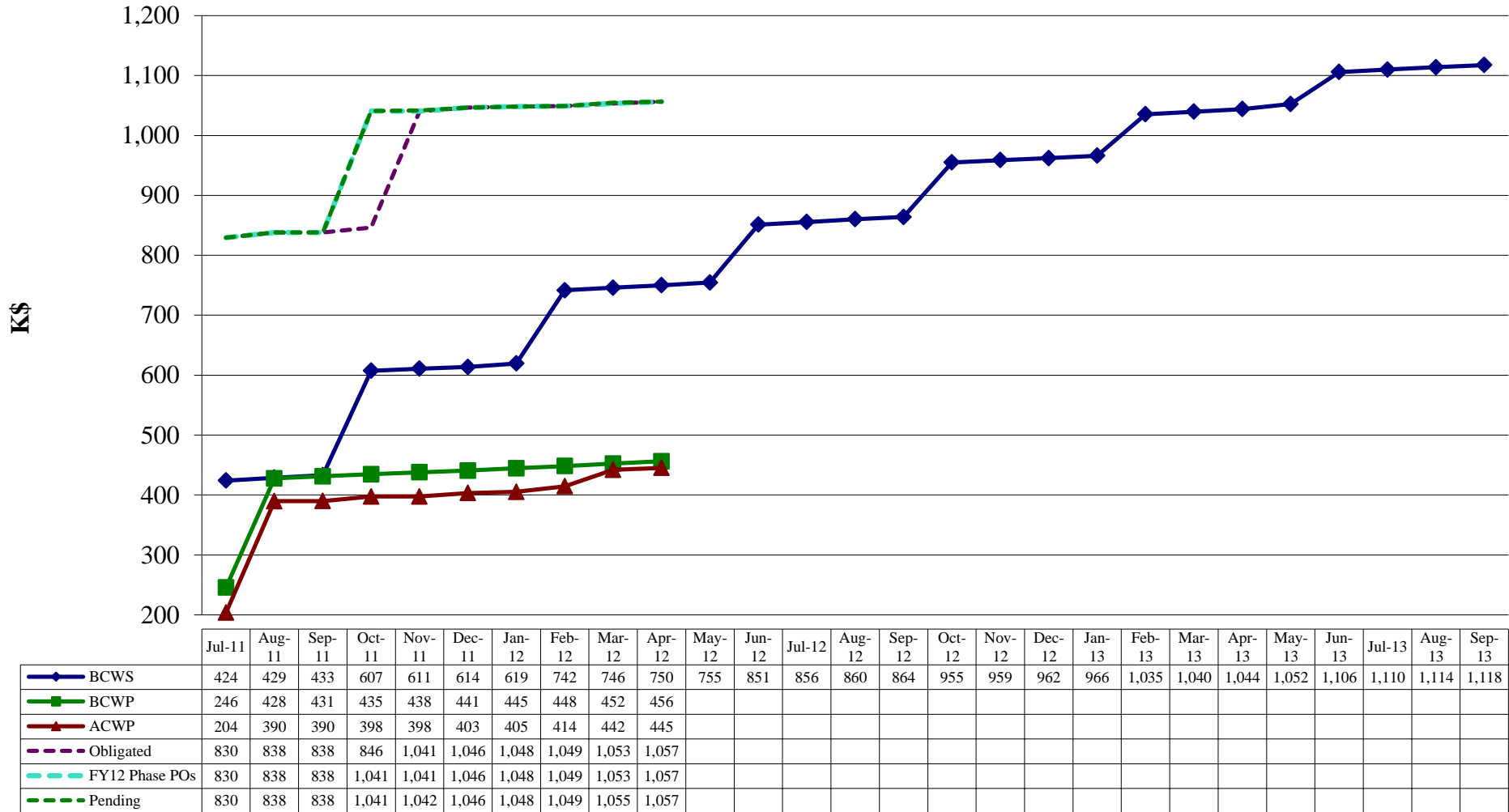


# 12 GeV 1.4.3.1 Magnet Earned Value \$K



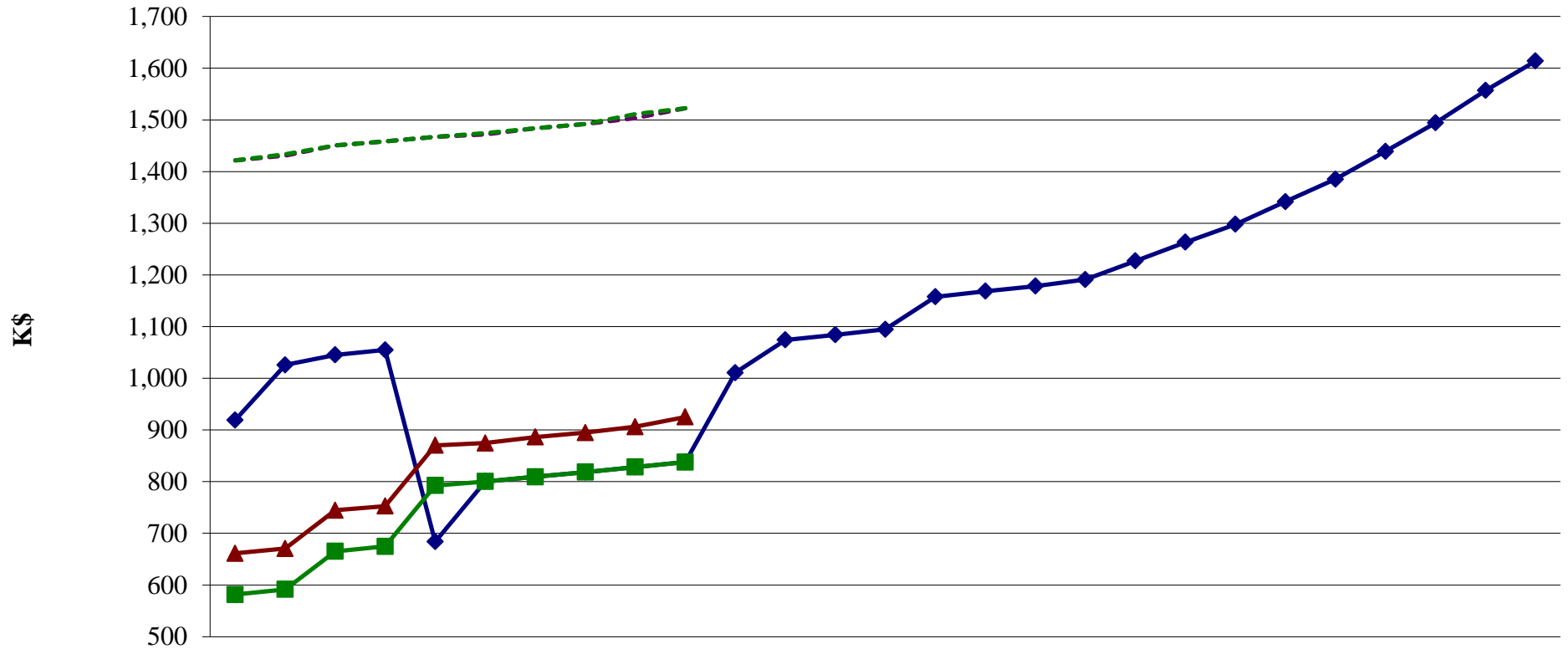
	Jul-11	Aug-11	Sep-11	Oct-11	Nov-11	Dec-11	Jan-12	Feb-12	Mar-12	Apr-12	May-12	Jun-12	Jul-12	Aug-12	Sep-12	Oct-12	Nov-12	Dec-12	Jan-13	Feb-13	Mar-13	Apr-13	May-13	Jun-13	Jul-13	Aug-13	Sep-13		
BCWS	4,299	4,440	4,955	5,313	5,239	5,951	6,059	6,434	6,882	7,364	8,319	8,805	9,039	9,751	10,359	10,808	10,872	10,928	11,021	11,653	11,935	12,471	12,534	12,655	14,056	14,138	14,372		
BCWP	3,101	3,472	3,560	3,584	3,848	3,938	4,417	4,521	4,637	4,683																			
ACWP	3,406	3,806	3,922	3,988	4,262	4,298	4,897	5,007	5,191	5,264																			
Obligated	8,566	8,622	8,693	8,785	9,141	9,177	10,555	10,782	13,259	13,313																			
FY12 Phase POs	8,566	8,622	8,693	11,251	11,411	11,448	12,826	13,052	13,259	13,313																			
Pending	8,569	8,628	8,694	12,877	12,928	13,260	13,078	13,139	13,373	13,581																			
CAM EAC	13,892	13,969	13,991	14,512	14,554	14,571	15,094	15,203	15,220																				

# 12 GeV 1.4.3.1.1 HB Magnet Earned Value \$K





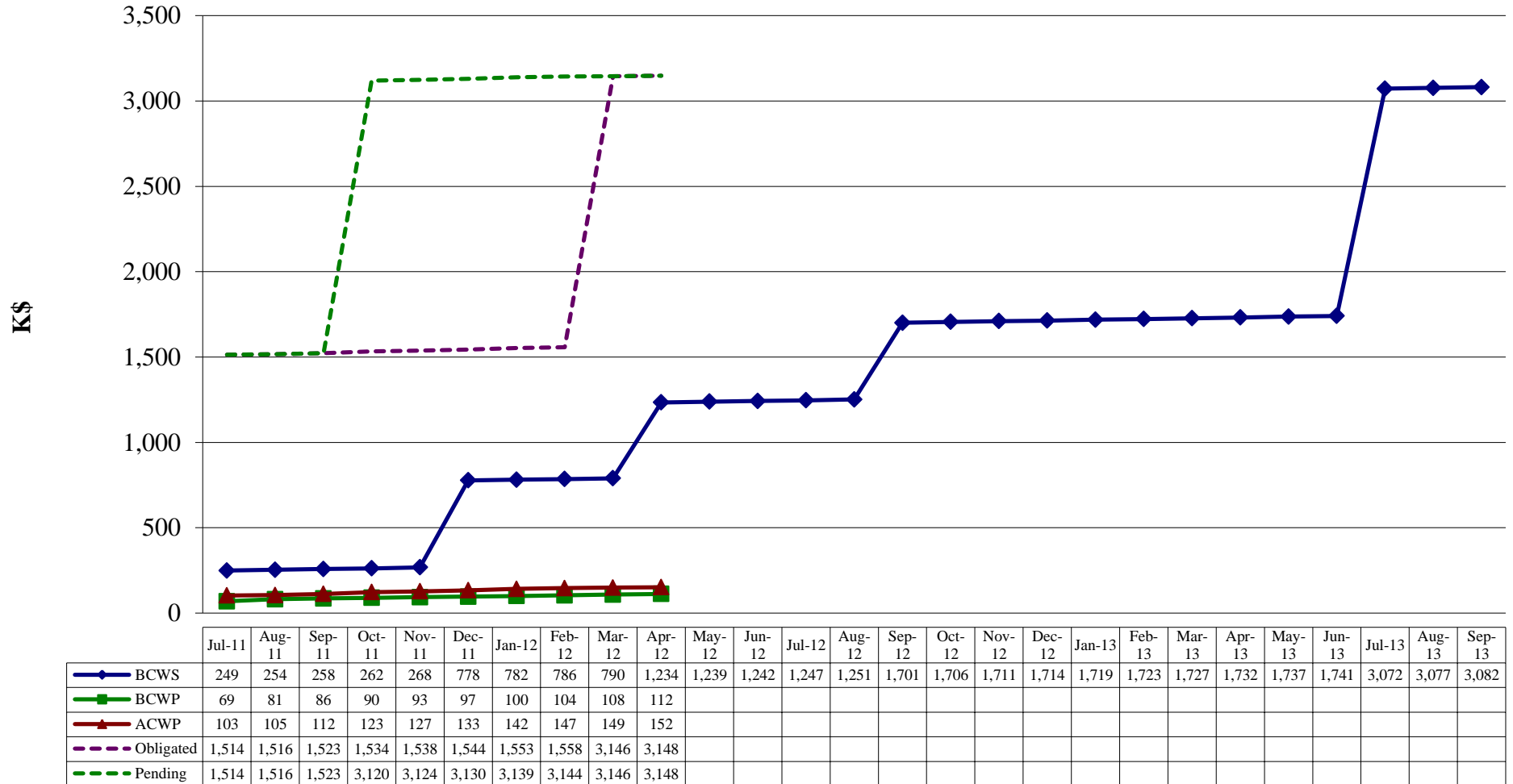
## 12 GeV 1.4.3.1.2 Q1 Quadrupole Earned Value \$K



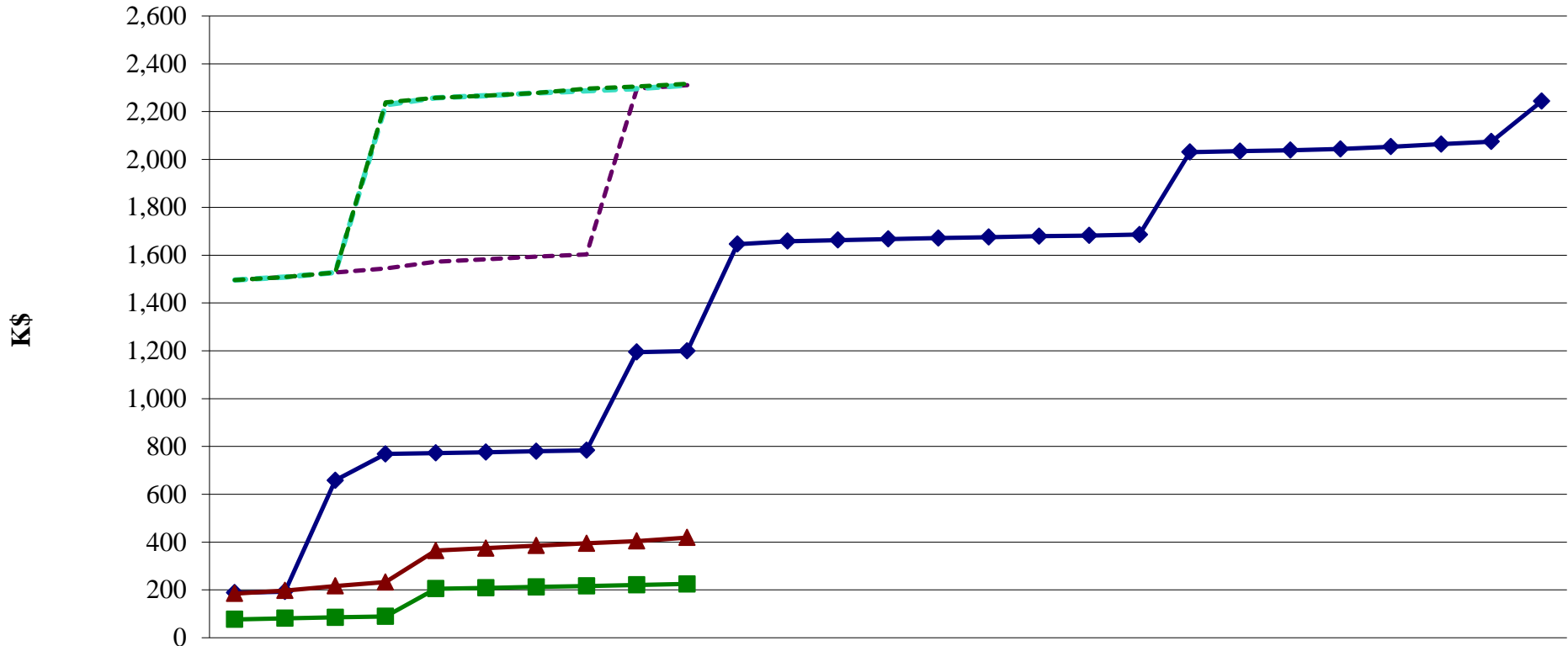
	Jul-11	Aug-11	Sep-11	Oct-11	Nov-11	Dec-11	Jan-12	Feb-12	Mar-12	Apr-12	May-12	Jun-12	Jul-12	Aug-12	Sep-12	Oct-12	Nov-12	Dec-12	Jan-13	Feb-13	Mar-13	Apr-13	May-13	Jun-13	Jul-13	Aug-13	Sep-13
BCWS	919	1,026	1,045	1,055	684	800	809	818	828	838	1,011	1,074	1,084	1,095	1,158	1,169	1,178	1,191	1,227	1,263	1,298	1,342	1,385	1,439	1,494	1,557	1,614
BCWP	581	592	665	675	792	800	809	818	828	838																	
ACWP	661	671	745	753	870	875	886	895	906	925																	
Obligated	1,421	1,431	1,450	1,458	1,467	1,472	1,484	1,492	1,503	1,522																	
Pending	1,421	1,433	1,450	1,458	1,467	1,474	1,484	1,492	1,511	1,522																	

# 12 GeV 1.4.3.1.3 Q2/3 Quadrupoles

## Earned Value \$K



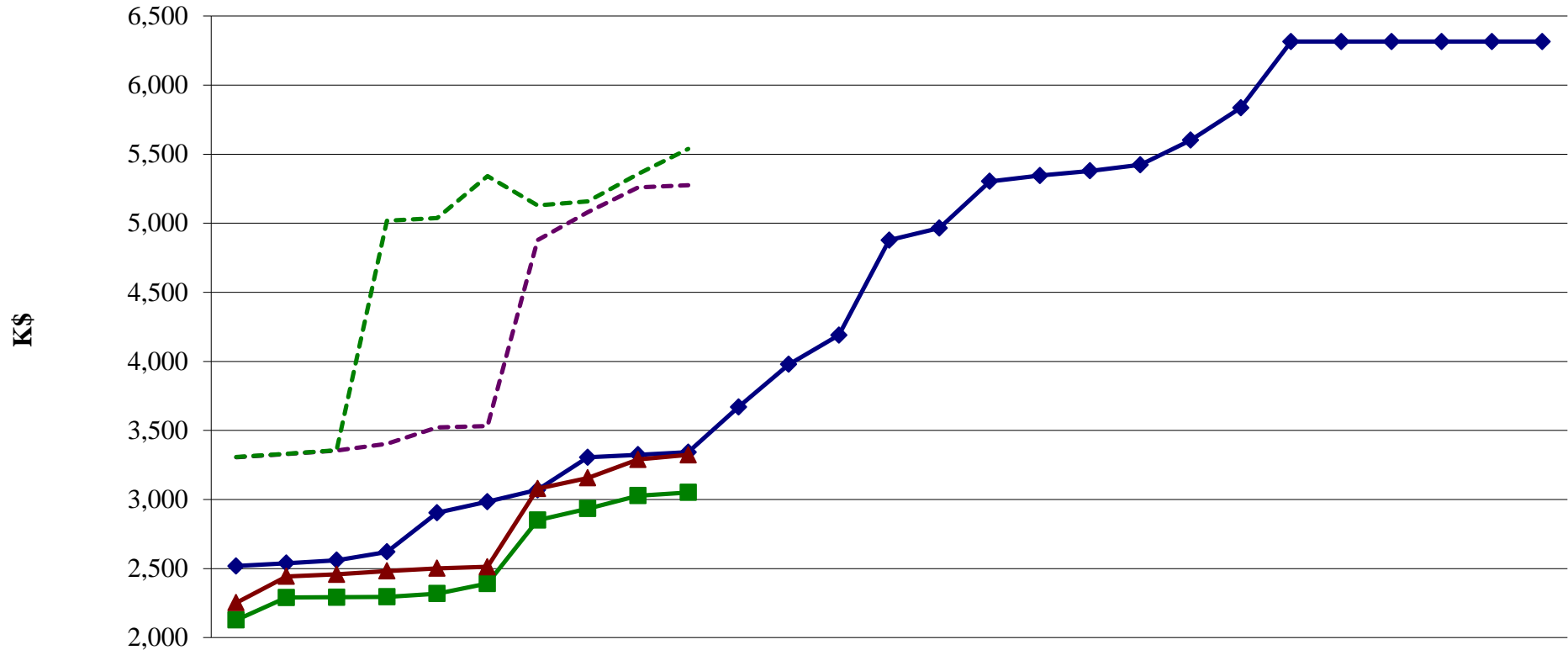
# 12 GeV 1.4.3.1.4 Dipole Magnet Earned Value \$K



	Jul-11	Aug-11	Sep-11	Oct-11	Nov-11	Dec-11	Jan-12	Feb-12	Mar-12	Apr-12	May-12	Jun-12	Jul-12	Aug-12	Sep-12	Oct-12	Nov-12	Dec-12	Jan-13	Feb-13	Mar-13	Apr-13	May-13	Jun-13	Jul-13	Aug-13	Sep-13	
BCWS	189	193	659	769	773	776	780	784	1,195	1,199	1,646	1,659	1,663	1,668	1,671	1,675	1,679	1,682	1,686	2,031	2,035	2,039	2,044	2,054	2,064	2,075	2,244	
BCWP	77	81	85	90	205	209	213	217	221	225																		
ACWP	185	198	216	233	365	375	386	395	405	419																		
Obligated	1,496	1,509	1,527	1,544	1,573	1,583	1,594	1,603	2,297	2,311																		
FY12 Phase POs	1,496	1,509	1,527	2,229	2,257	2,267	2,278	2,287	2,297	2,311																		
Pending	1,496	1,509	1,527	2,239	2,257	2,267	2,278	2,297	2,305	2,317																		

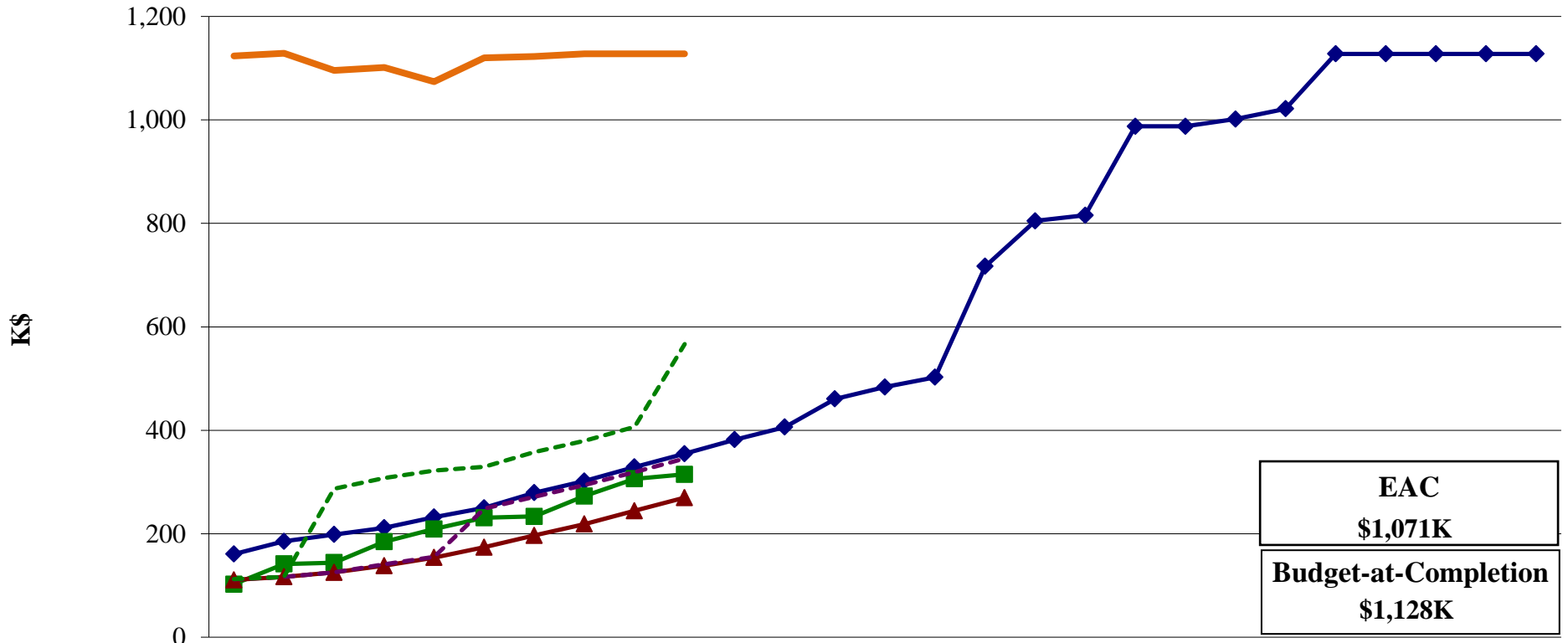
# 12 GeV 1.4.3.1.5 Common Magnet Components

## Earned Value \$K



	Jul-11	Aug-11	Sep-11	Oct-11	Nov-11	Dec-11	Jan-12	Feb-12	Mar-12	Apr-12	May-12	Jun-12	Jul-12	Aug-12	Sep-12	Oct-12	Nov-12	Dec-12	Jan-13	Feb-13	Mar-13	Apr-13	May-13	Jun-13	Jul-13	Aug-13	Sep-13	
BCWS	2,518	2,539	2,560	2,620	2,904	2,984	3,069	3,305	3,324	3,343	3,669	3,979	4,190	4,877	4,965	5,303	5,345	5,379	5,423	5,601	5,835	6,315	6,315	6,315	6,315	6,315	6,315	6,315
BCWP	2,128	2,290	2,292	2,295	2,319	2,392	2,850	2,934	3,027	3,051																		
ACWP	2,252	2,443	2,458	2,482	2,502	2,512	3,079	3,156	3,289	3,323																		
Obligated	3,305	3,329	3,355	3,403	3,522	3,532	4,877	5,080	5,260	5,275																		
Pending	3,308	3,332	3,356	5,018	5,037	5,342	5,129	5,158	5,357	5,537																		

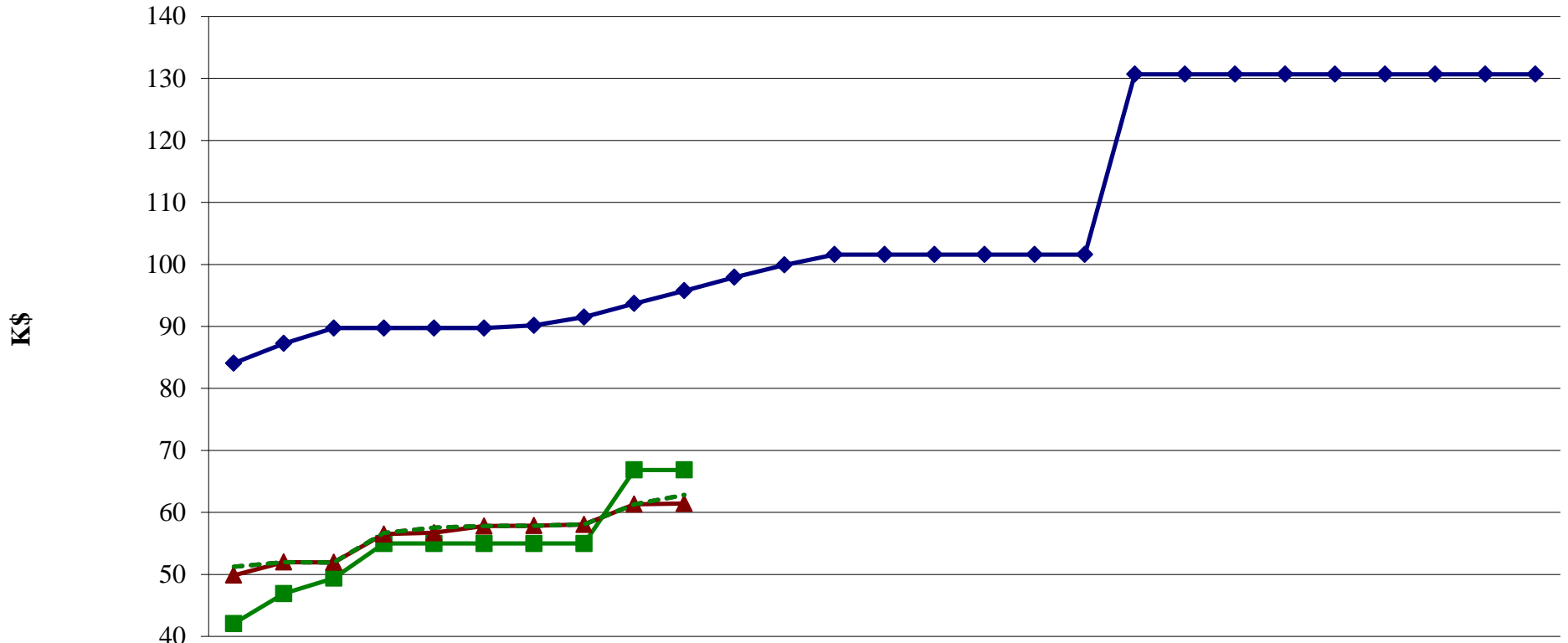
# 12 GeV 1.4.3.2 Detector Earned Value \$K



<b>EAC</b>
<b>\$1,071K</b>
<b>Budget-at-Completion</b>
<b>\$1,128K</b>

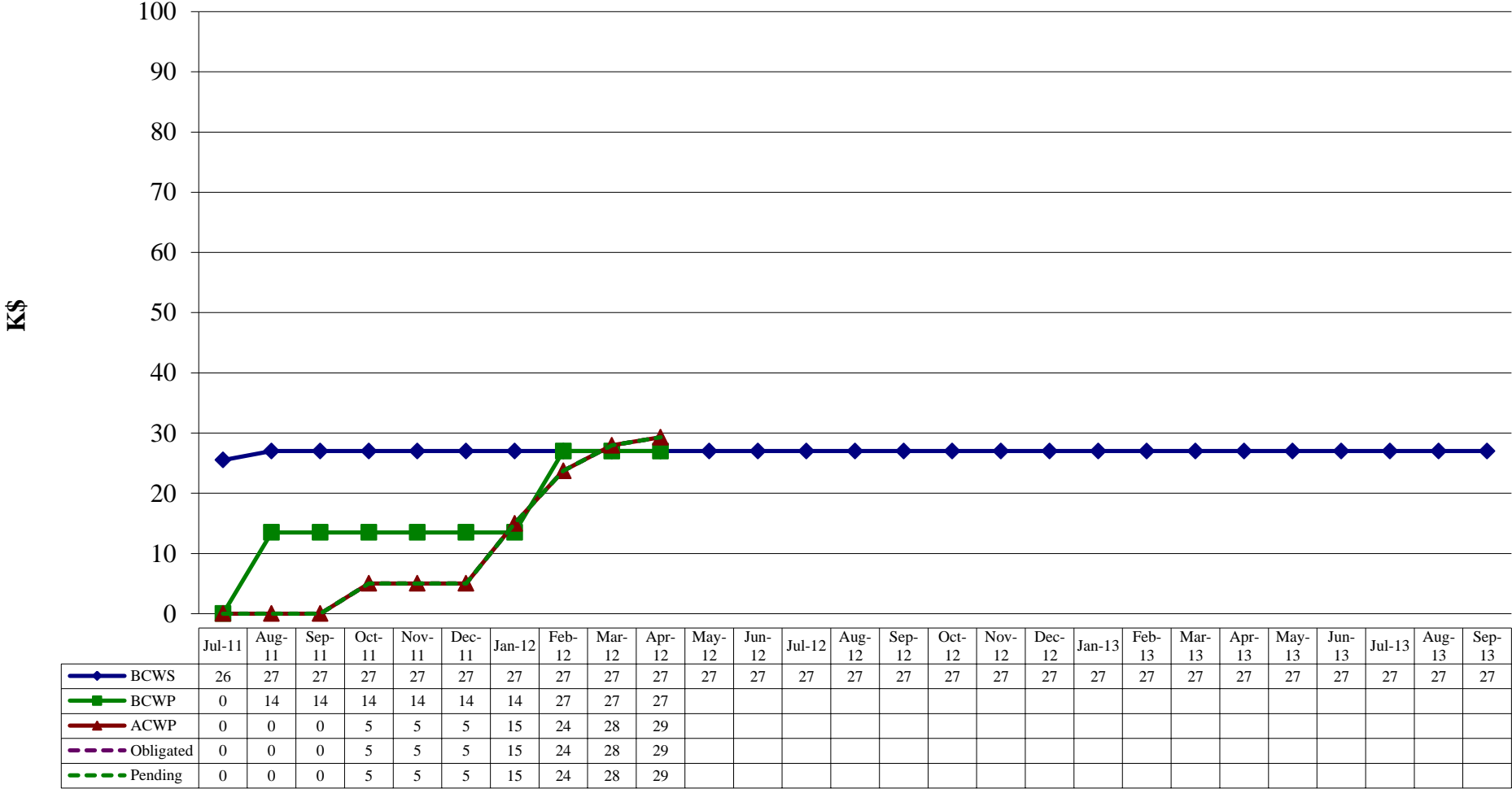
	Jul-11	Aug-11	Sep-11	Oct-11	Nov-11	Dec-11	Jan-12	Feb-12	Mar-12	Apr-12	May-12	Jun-12	Jul-12	Aug-12	Sep-12	Oct-12	Nov-12	Dec-12	Jan-13	Feb-13	Mar-13	Apr-13	May-13	Jun-13	Jul-13	Aug-13	Sep-13	
BCWS	161	185	198	211	232	250	279	302	329	355	382	406	461	484	503	717	805	816	988	988	1,002	1,022	1,128	1,128	1,128	1,128	1,128	
BCWP	102	142	144	184	209	231	234	273	306	315																		
ACWP	111	117	125	138	154	174	197	219	244	270																		
Obligated	112	117	125	141	155	249	271	294	319	346																		
Pending	113	117	287	308	322	329	358	380	407	567																		
CAMEAC	1,124	1,129	1,096	1,101	1,074	1,120	1,123	1,128	1,128	1,128																		

# 12 GeV 1.4.3.2.1 Wire Chambers Earned Value \$K

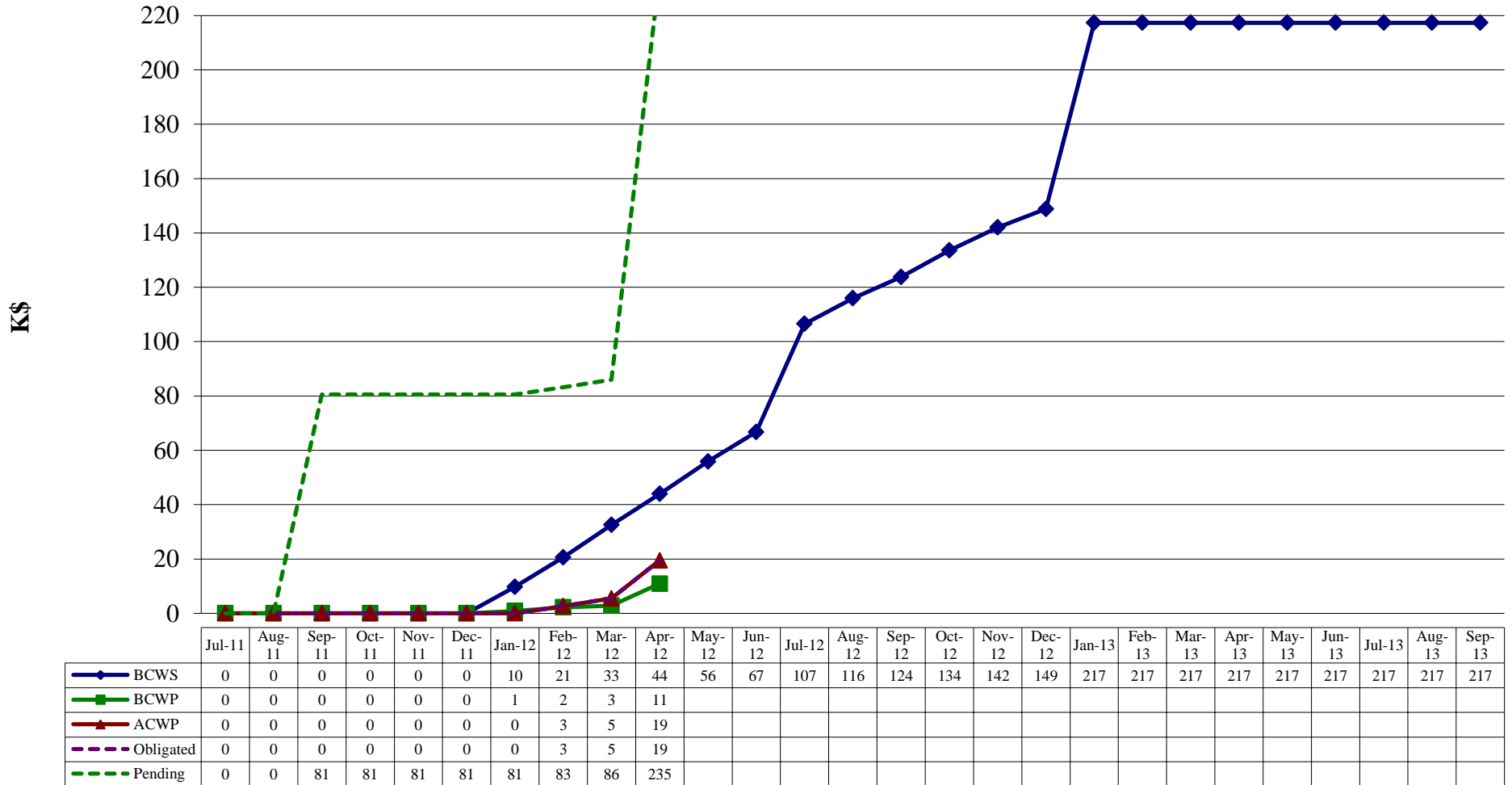


	Jul-11	Aug-11	Sep-11	Oct-11	Nov-11	Dec-11	Jan-12	Feb-12	Mar-12	Apr-12	May-12	Jun-12	Jul-12	Aug-12	Sep-12	Oct-12	Nov-12	Dec-12	Jan-13	Feb-13	Mar-13	Apr-13	May-13	Jun-13	Jul-13	Aug-13	Sep-13	
BCWS	84	87	90	90	90	90	90	92	94	96	98	100	102	102	102	102	102	102	131	131	131	131	131	131	131	131	131	131
BCWP	42	47	49	55	55	55	55	55	67	67																		
ACWP	50	52	52	57	57	58	58	58	61	61																		
Obligated	51	52	52	57	58	58	58	58	61	63																		
Pending	51	52	52	57	58	58	58	58	61	63																		

# 12 GeV 1.4.3.2.2 Hodoscope Earned Value \$K

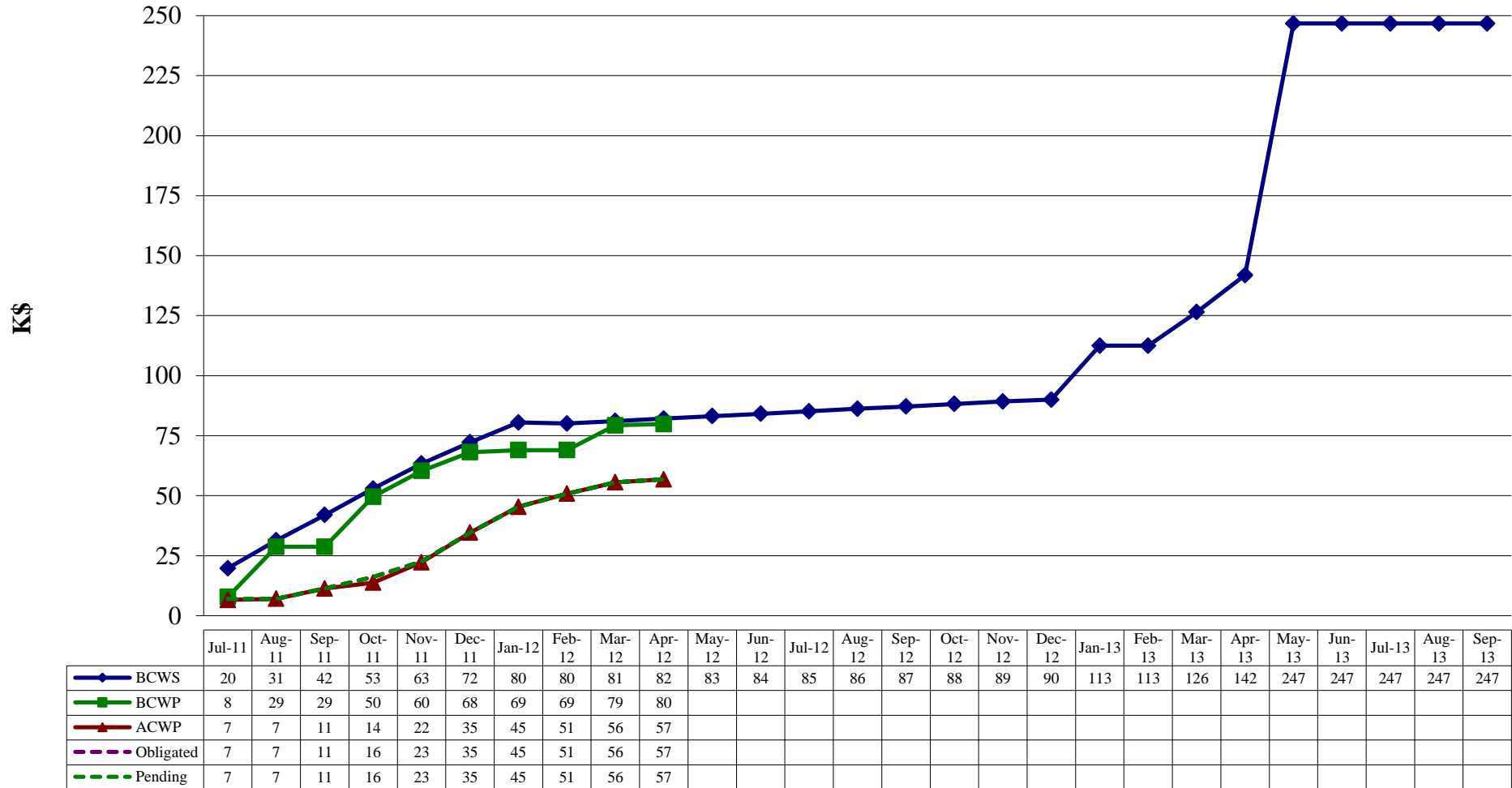


# 12 GeV 1.4.3.2.3 Noble Gas Cerenkov Earned Value \$K

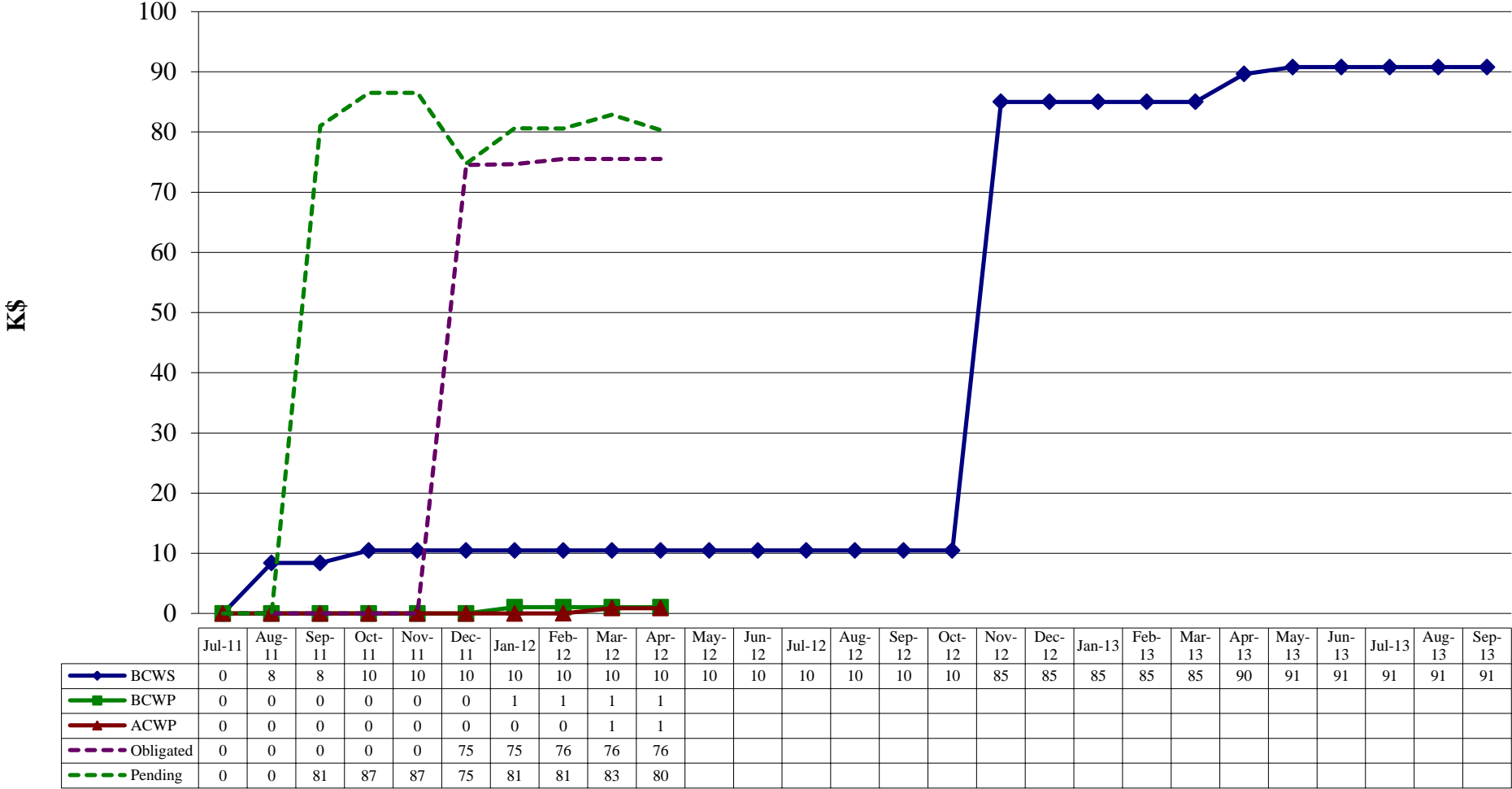




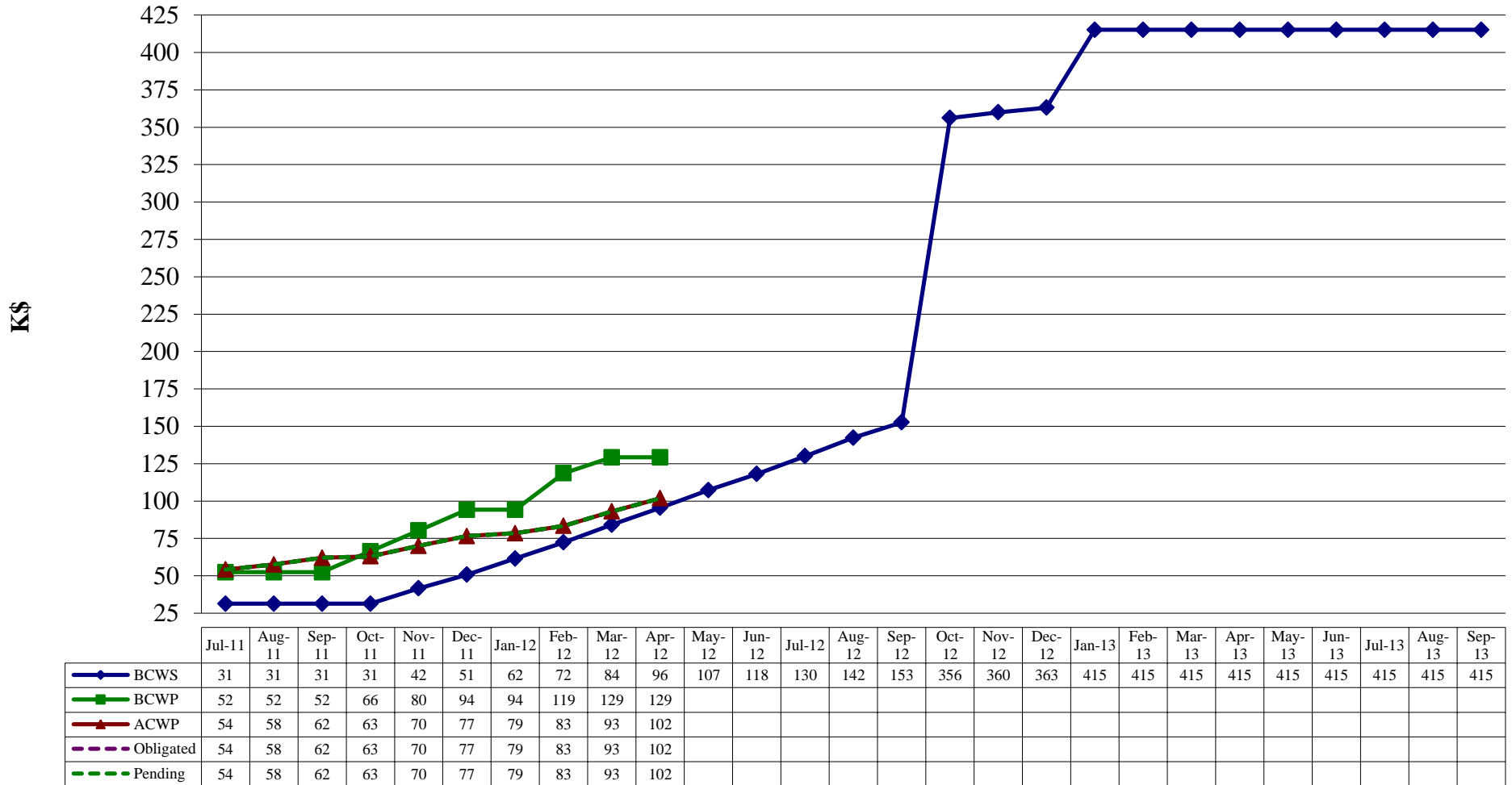
# 12 GeV 1.4.3.2.4 Heavy Gas Cerenkov Earned Value \$K



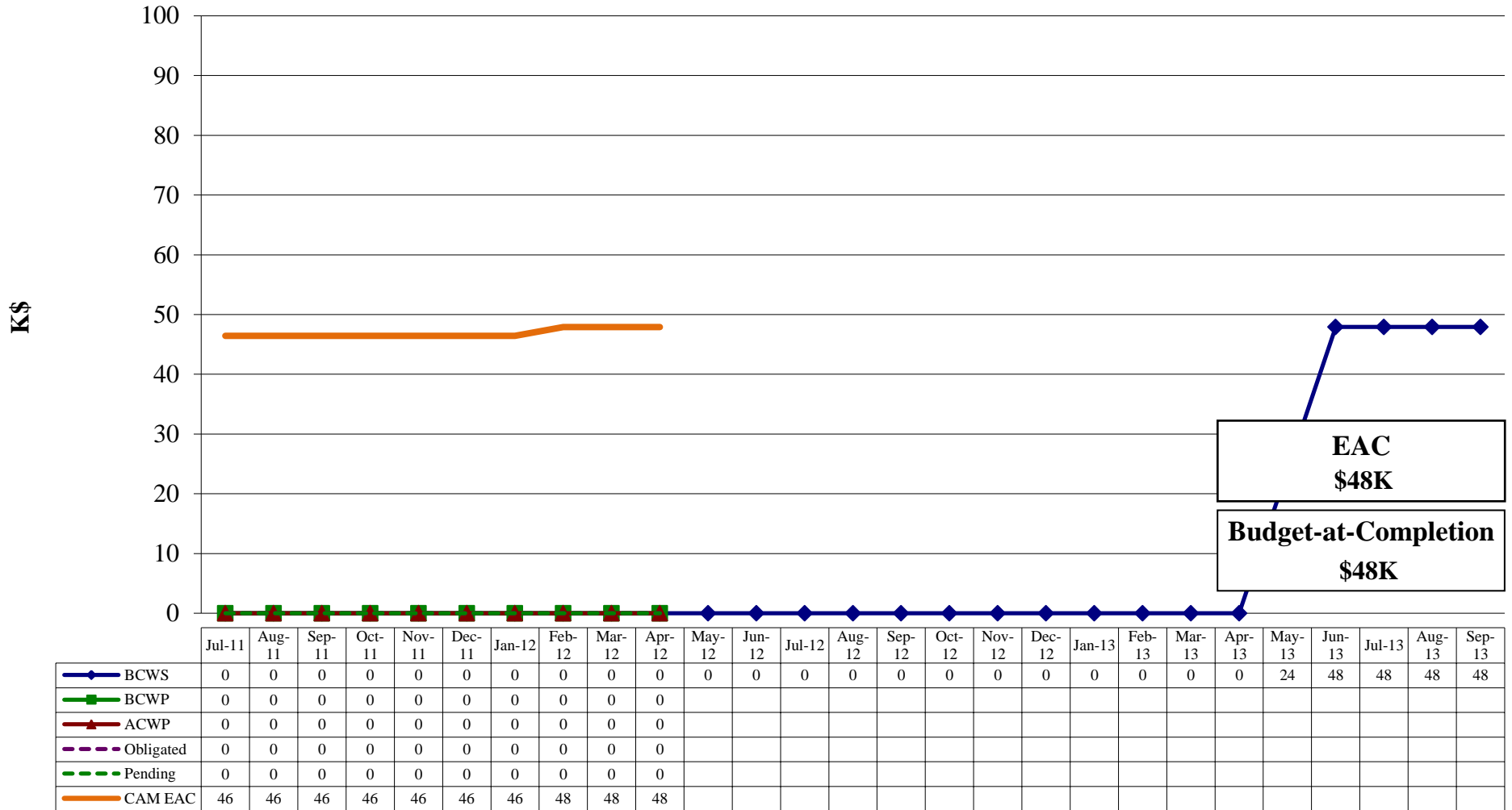
# 12 GeV 1.4.3.2.5 Shower Counter Earned Value \$K



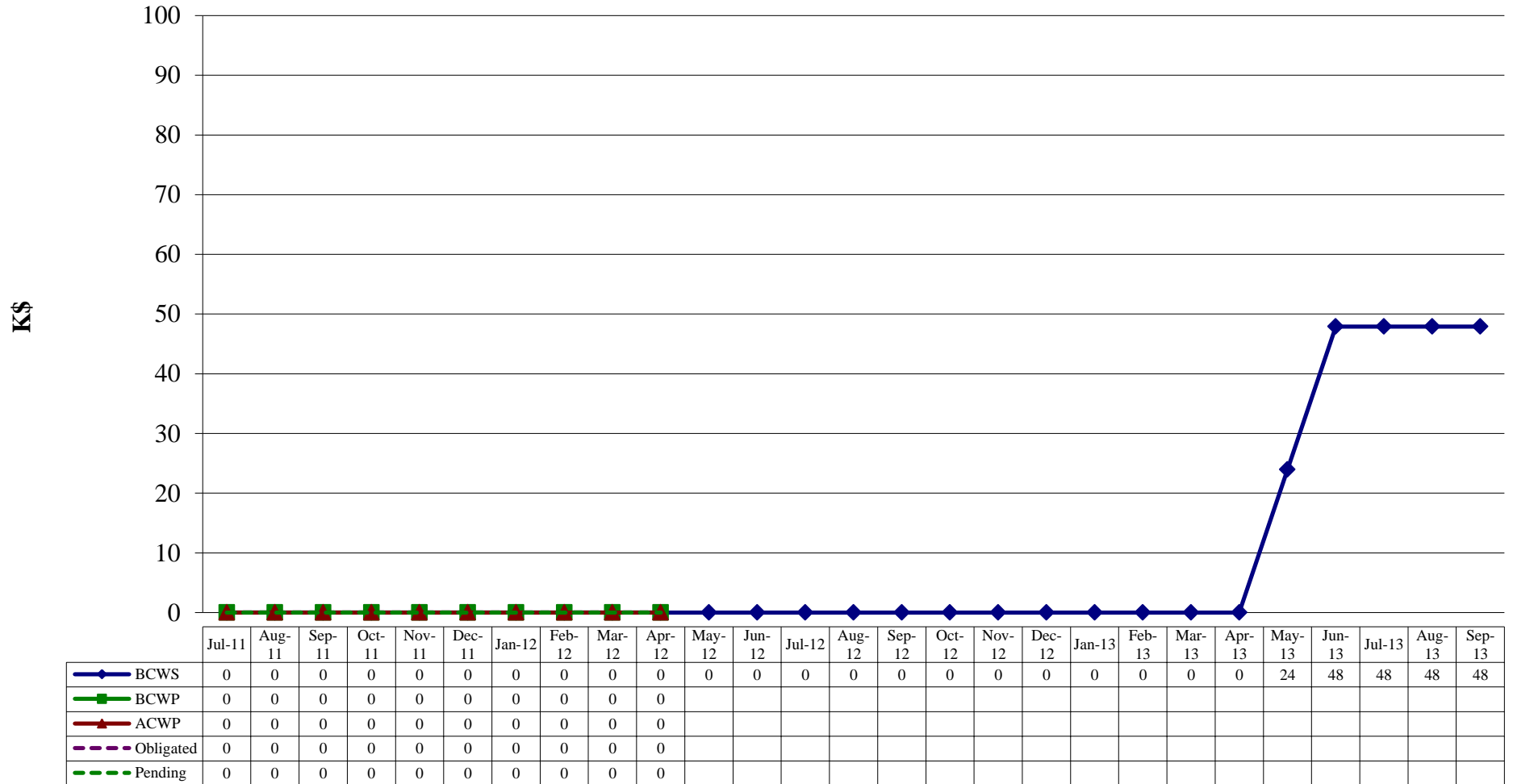
# 12 GeV 1.4.3.2.8 Frame Earned Value \$K



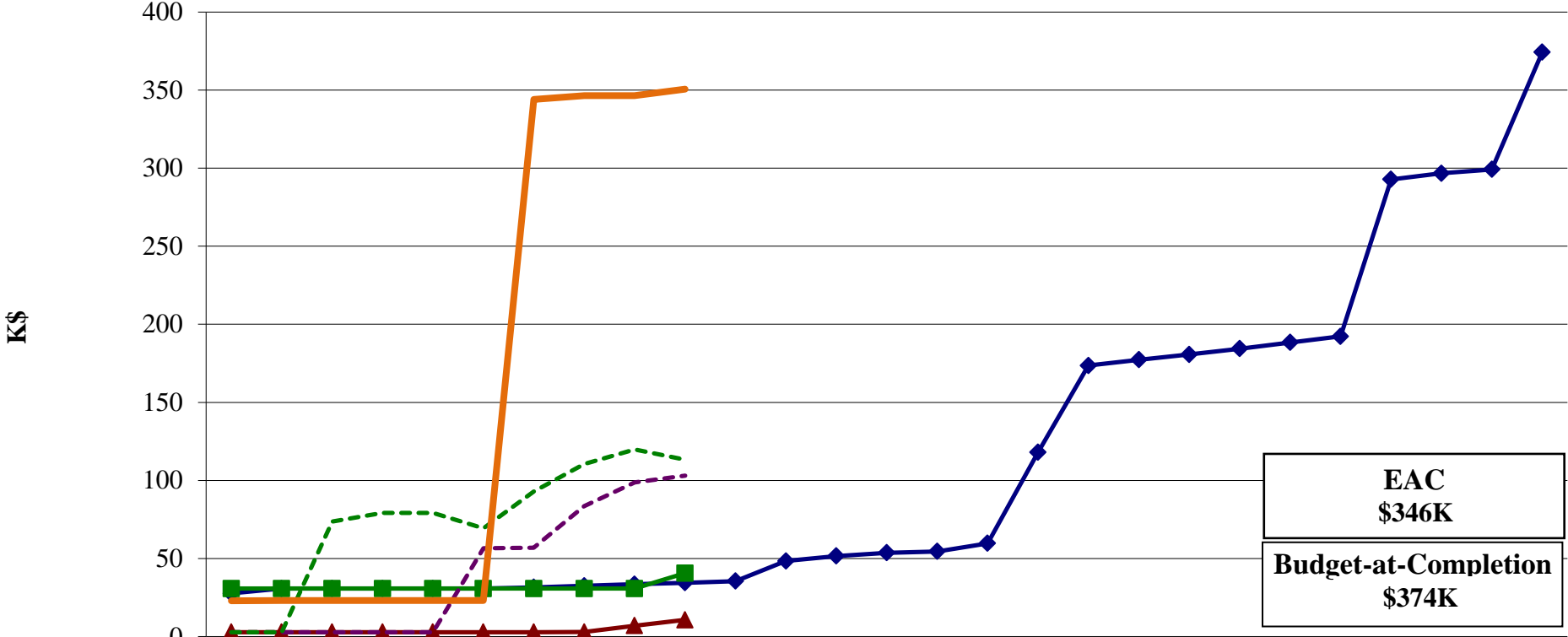
# 12 GeV 1.4.3.3 Computing Earned Value \$K



# 12 GeV 1.4.3.3.1 Computing DAQ Earned Value \$K



# 12 GeV 1.4.3.4 Electronics Earned Value \$K

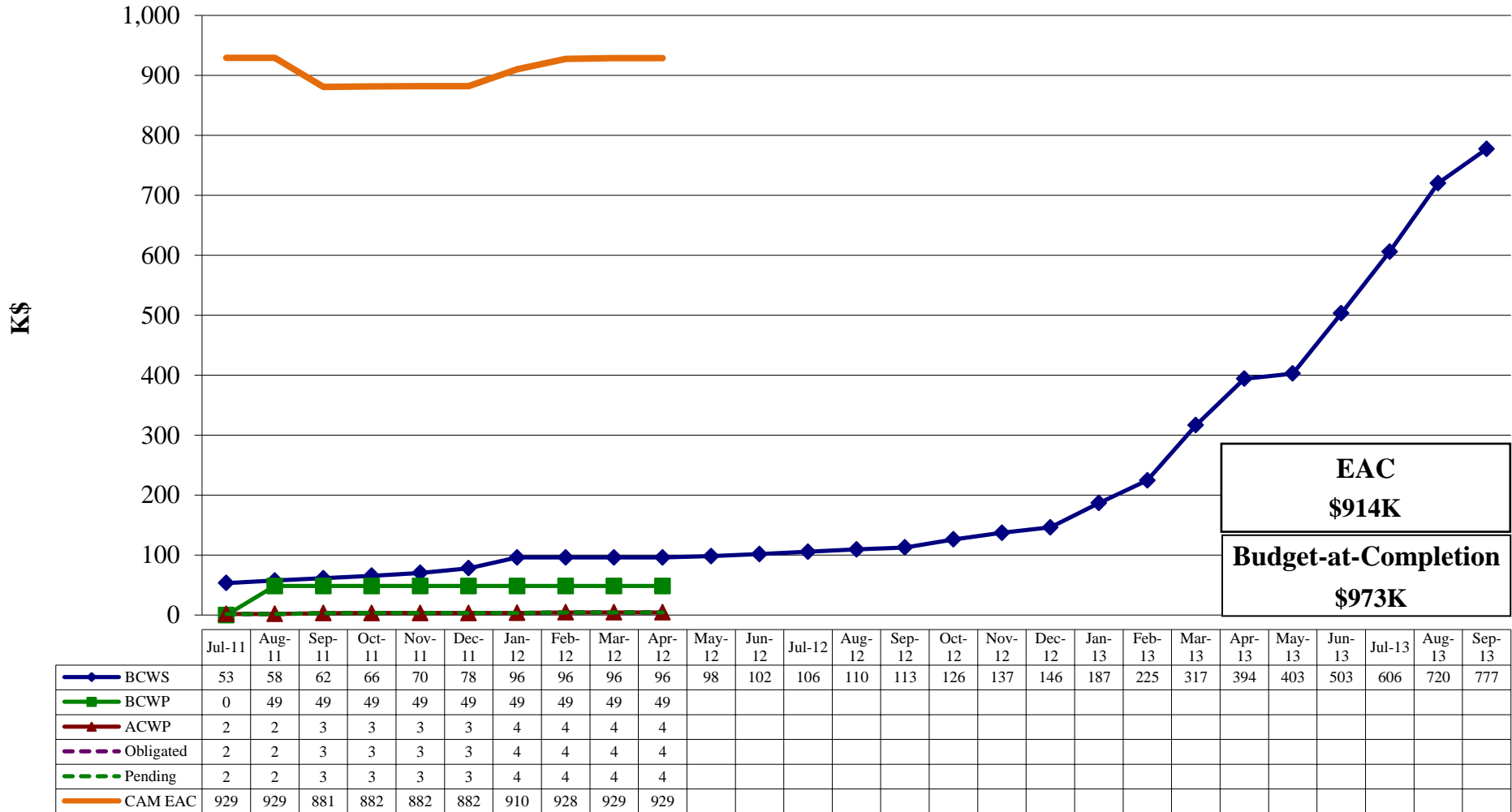


<b>EAC</b> <b>\$346K</b>
<b>Budget-at-Completion</b> <b>\$374K</b>

	Jul-11	Aug-11	Sep-11	Oct-11	Nov-11	Dec-11	Jan-12	Feb-12	Mar-12	Apr-12	May-12	Jun-12	Jul-12	Aug-12	Sep-12	Oct-12	Nov-12	Dec-12	Jan-13	Feb-13	Mar-13	Apr-13	May-13	Jun-13	Jul-13	Aug-13	Sep-13	
BCWS	28	31	31	31	31	31	32	32	34	34	36	48	52	54	55	60	118	174	177	181	184	188	192	293	297	299	374	
BCWP	31	31	31	31	31	31	31	31	31	41																		
ACWP	3	3	3	3	3	3	3	3	7	11																		
Obligated	3	3	3	3	3	57	57	84	99	103																		
Pending	3	3	74	79	79	69	93	111	120	113																		
CAM EAC	23	23	23	23	23	23	344	346	346	351																		

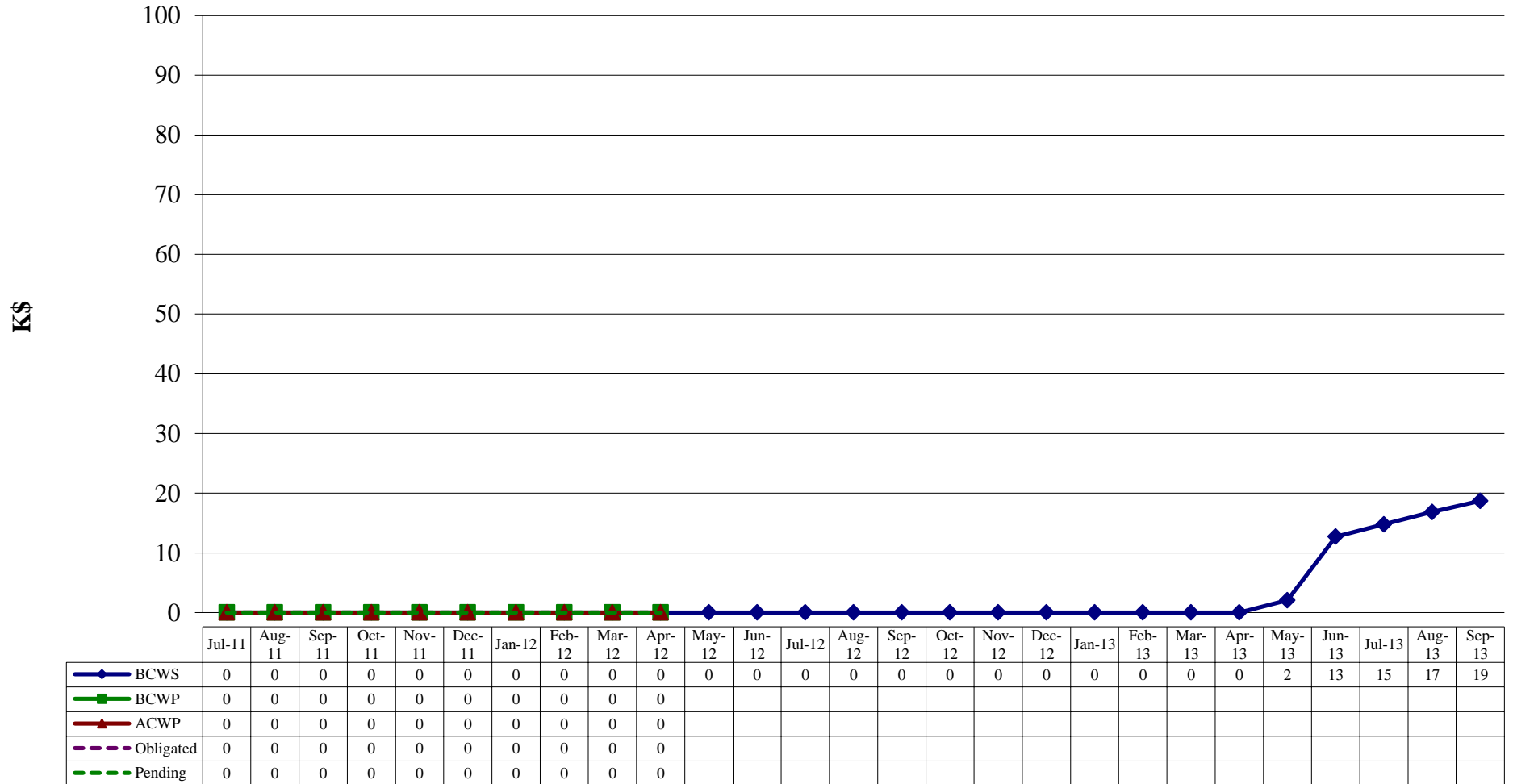
# 12 GeV 1.4.3.5 Beamline

## Earned Value \$K



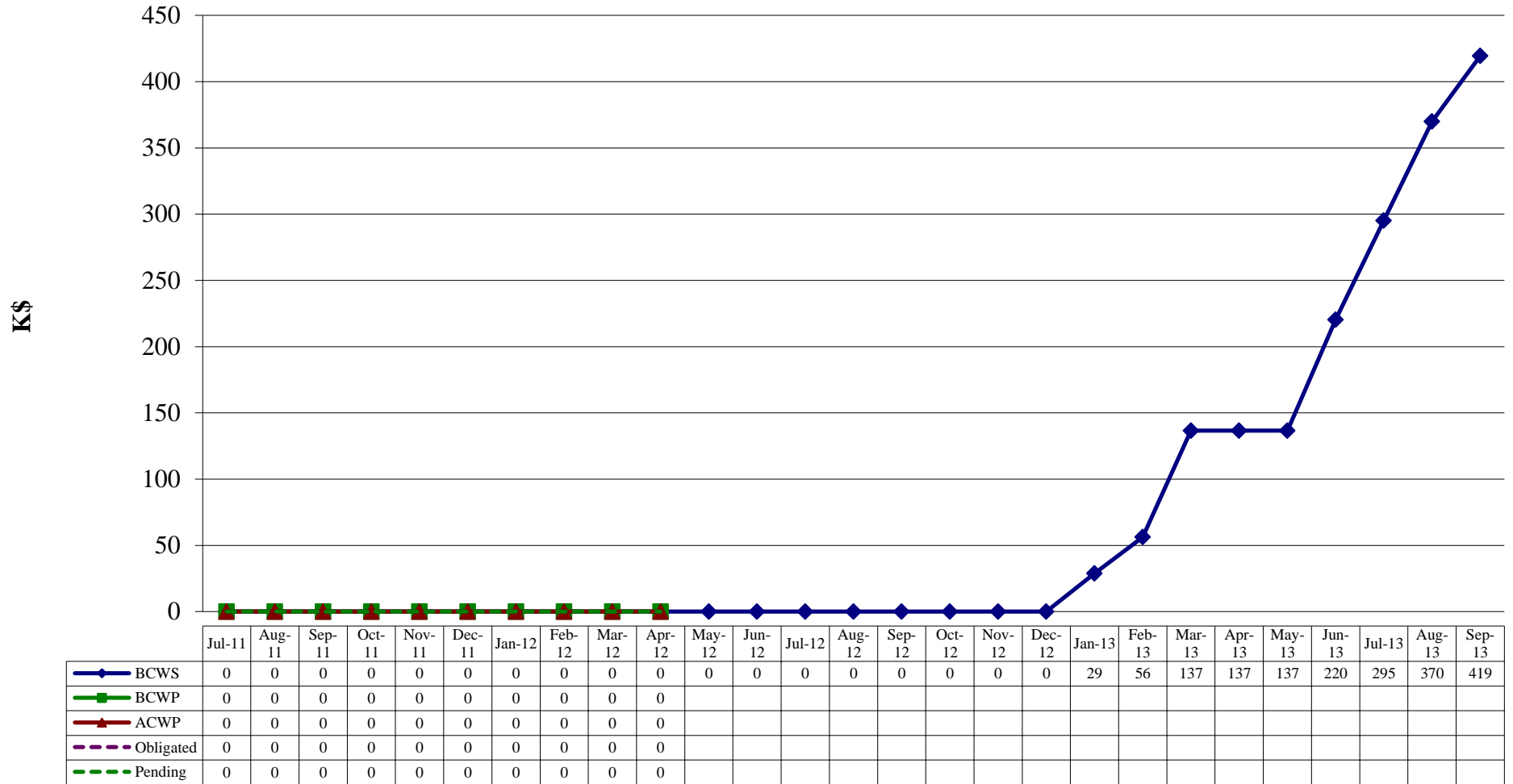
# 12 GeV 1.4.3.5.1 Moeller Polarimeter

## Earned Value \$K

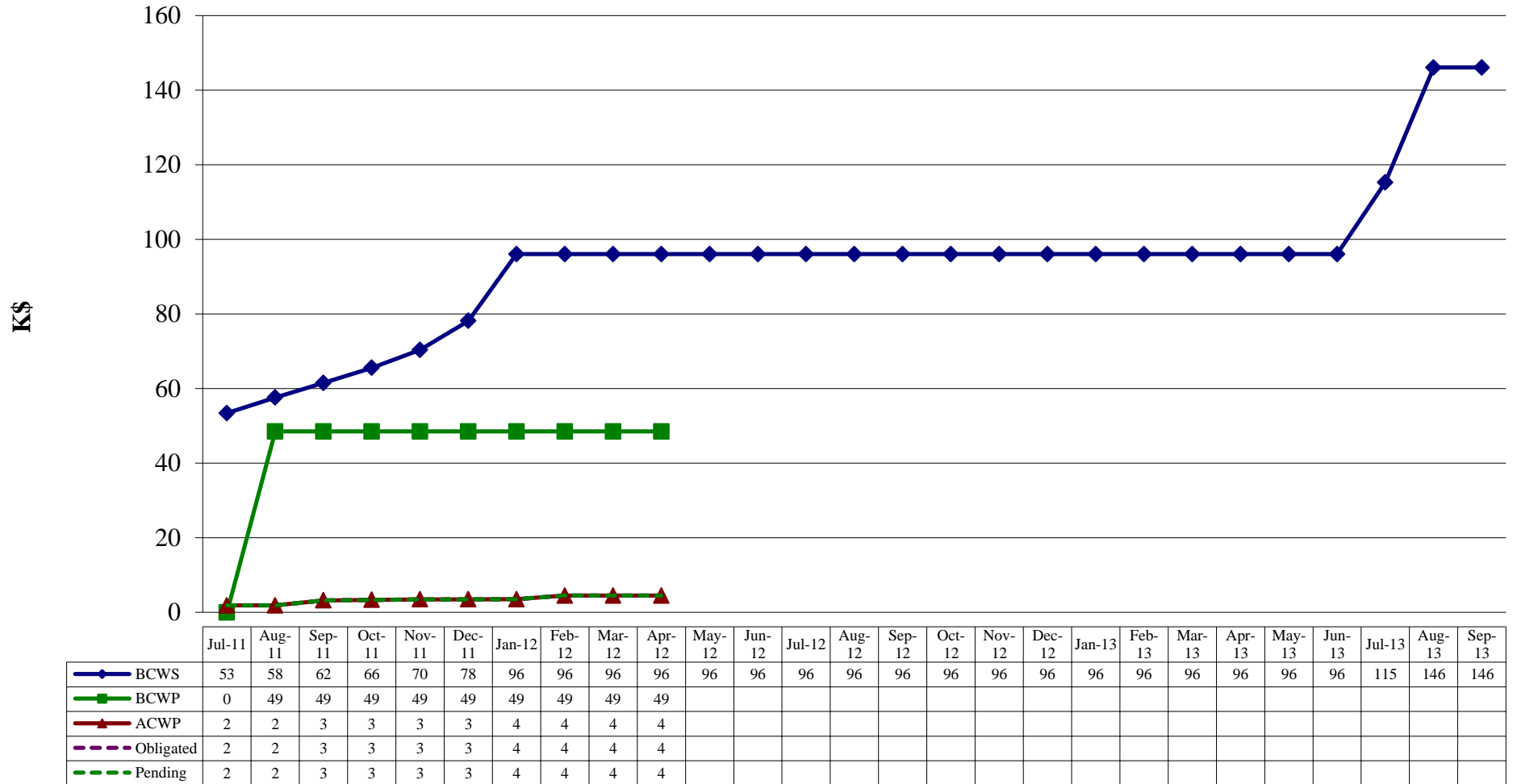




# 12 GeV 1.4.3.5.3 Mapping and Field Measurement Earned Value \$K

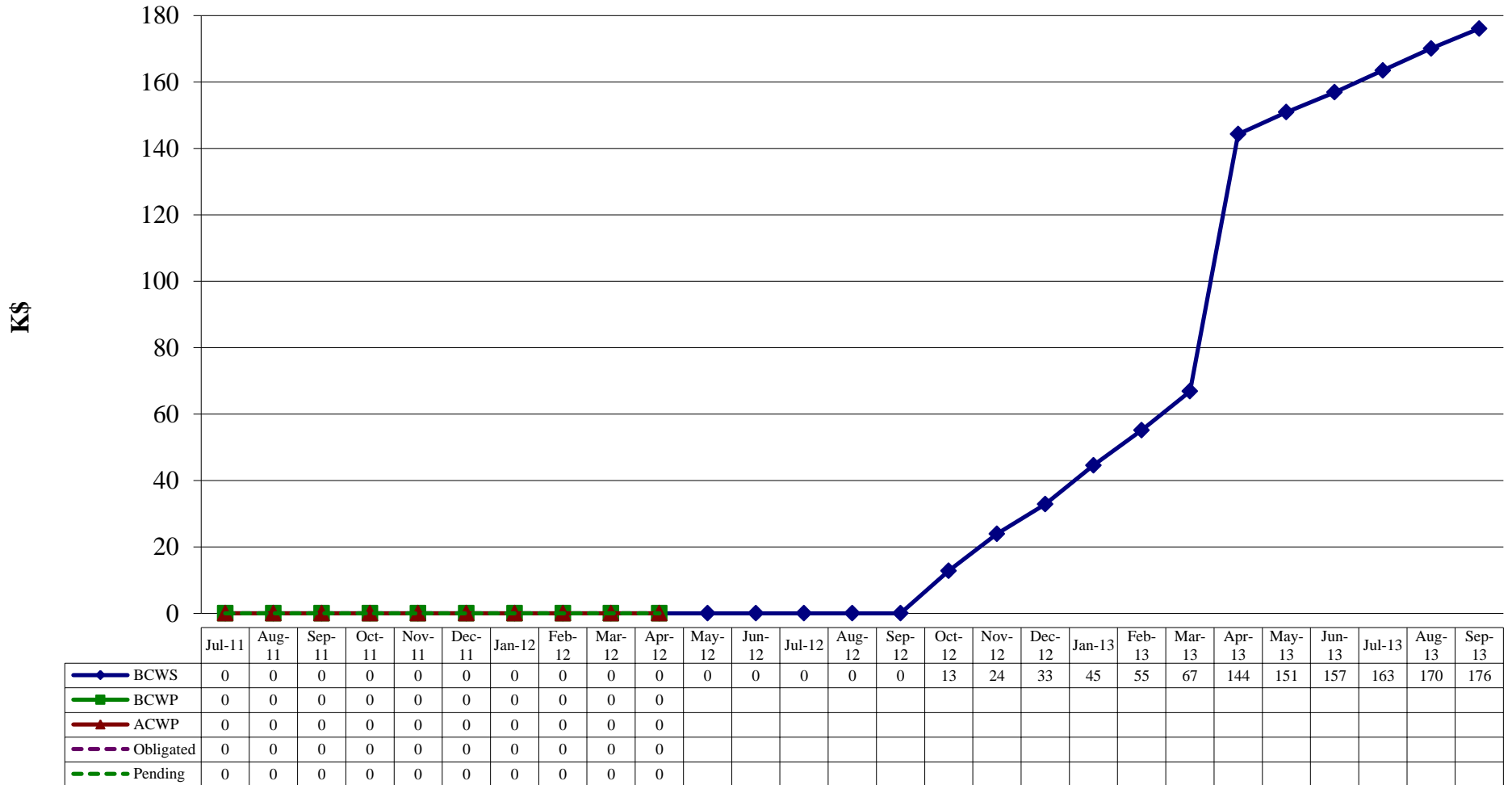


# 12 GeV 1.4.3.5.4 Scattering Chamber Earned Value \$K

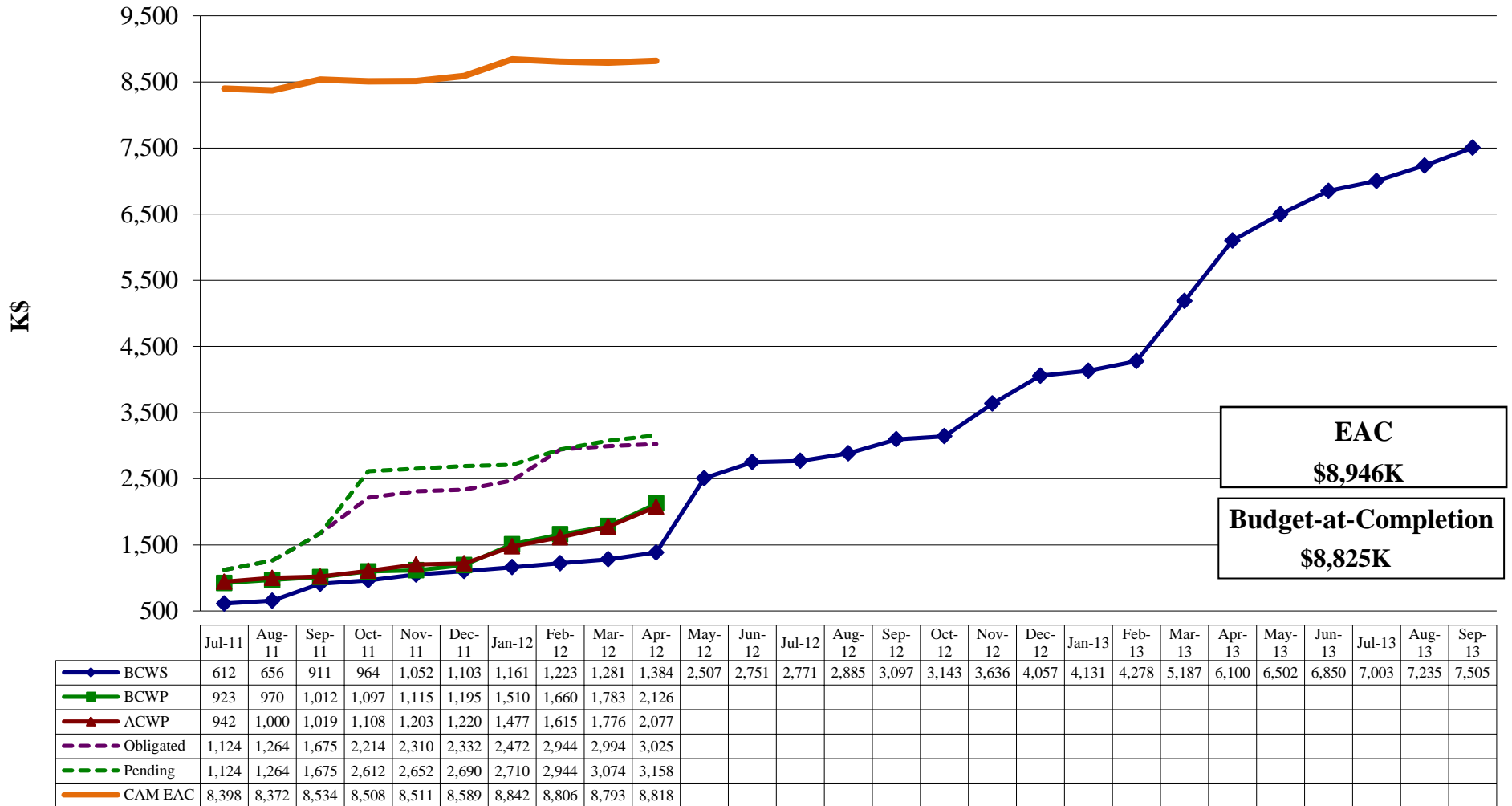


# 12 GeV 1.4.3.5.5 Beam Pipe and Stands

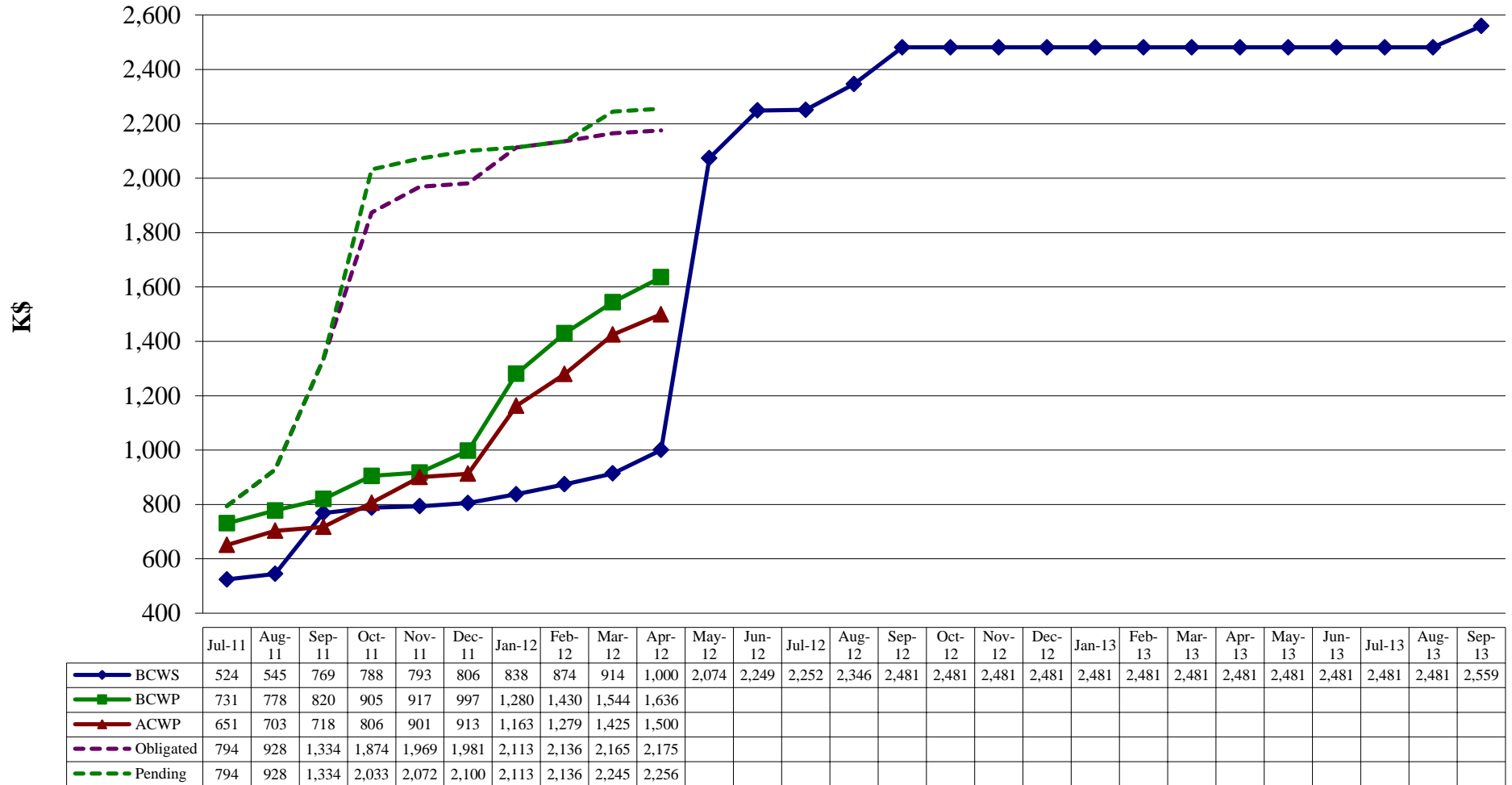
## Earned Value \$K



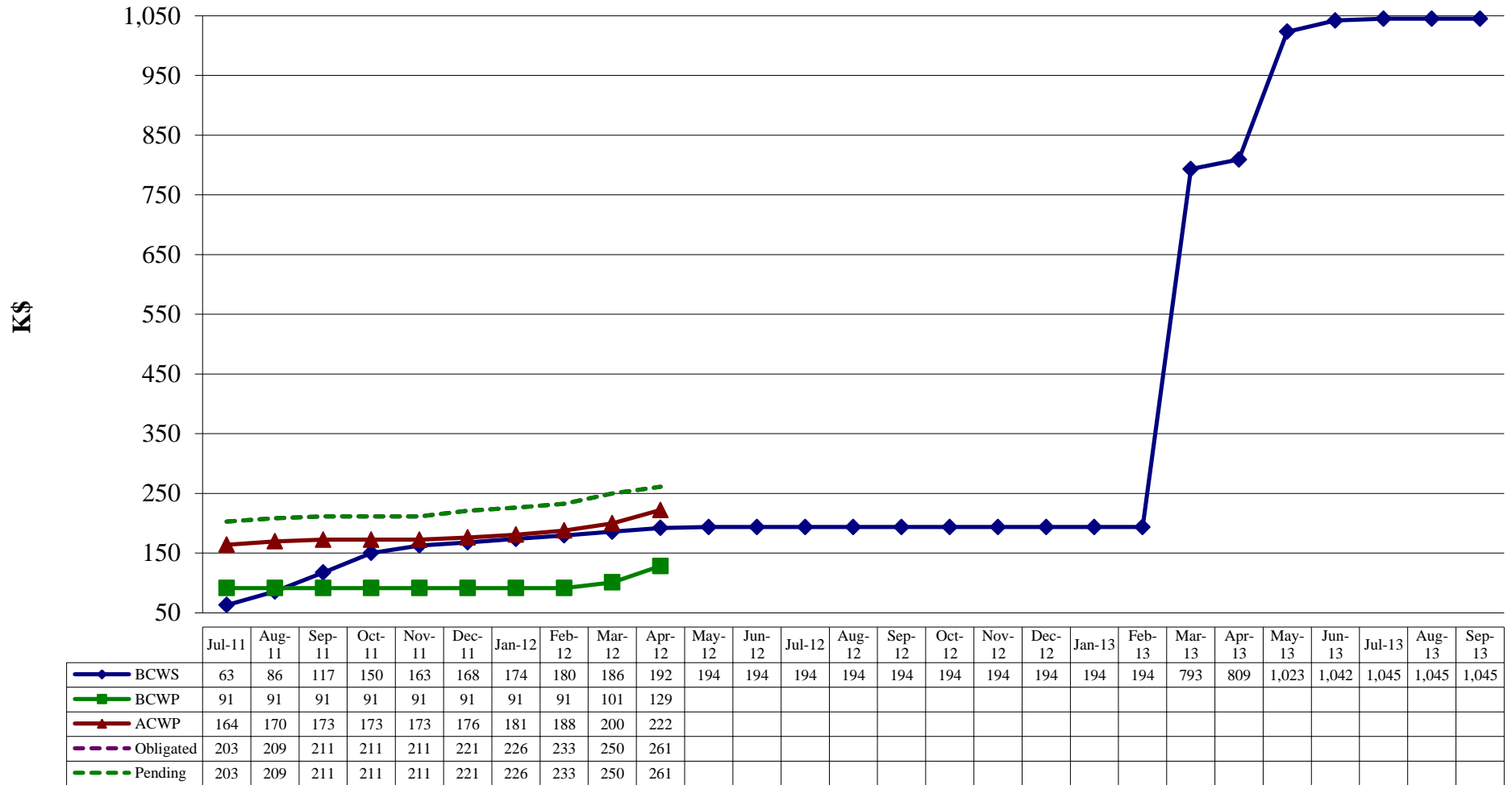
# 12 GeV 1.4.3.6 Infrastructure Earned Value \$K



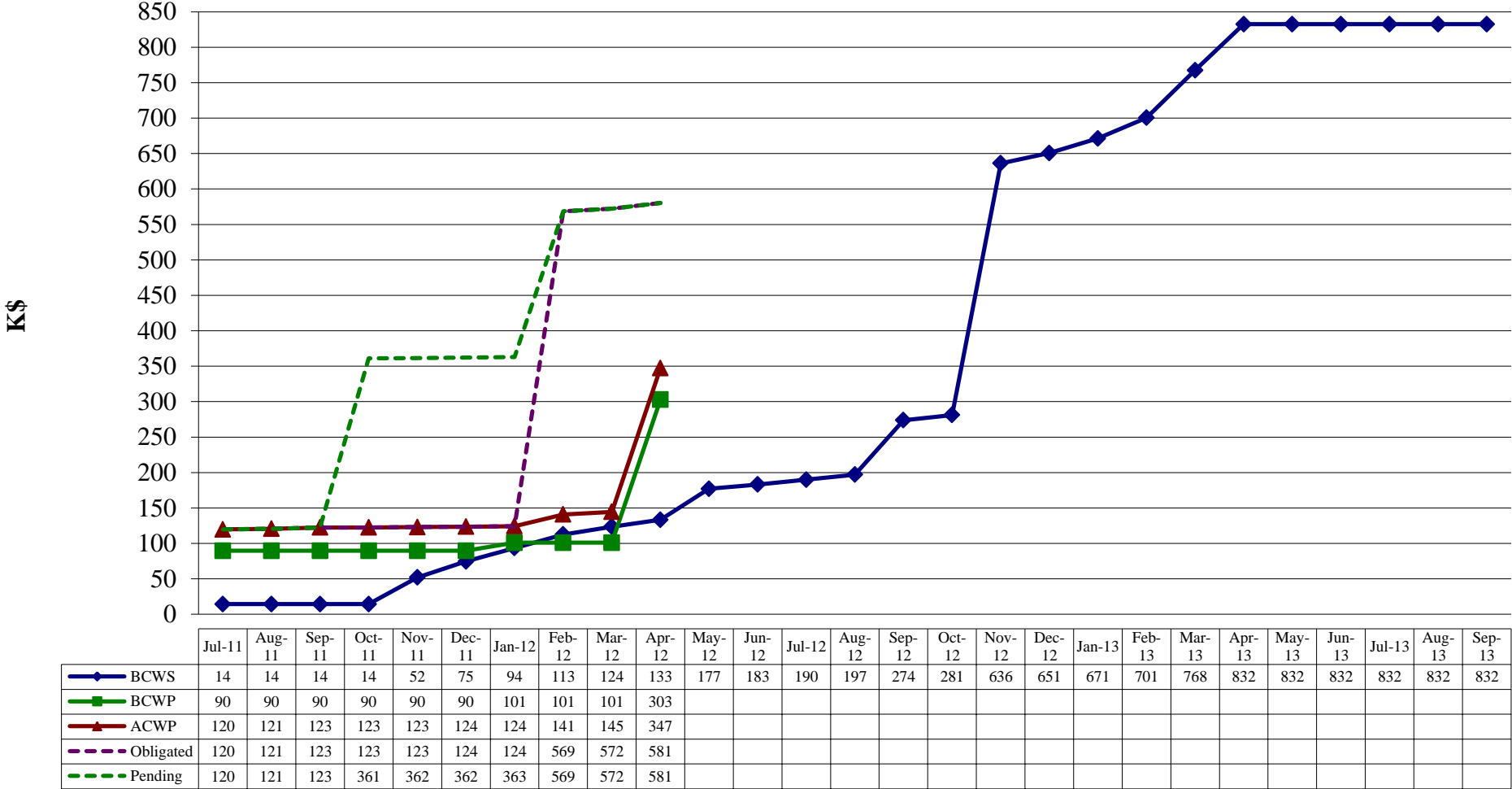
# 12 GeV 1.4.3.6.2 Support Structure Earned Value \$K



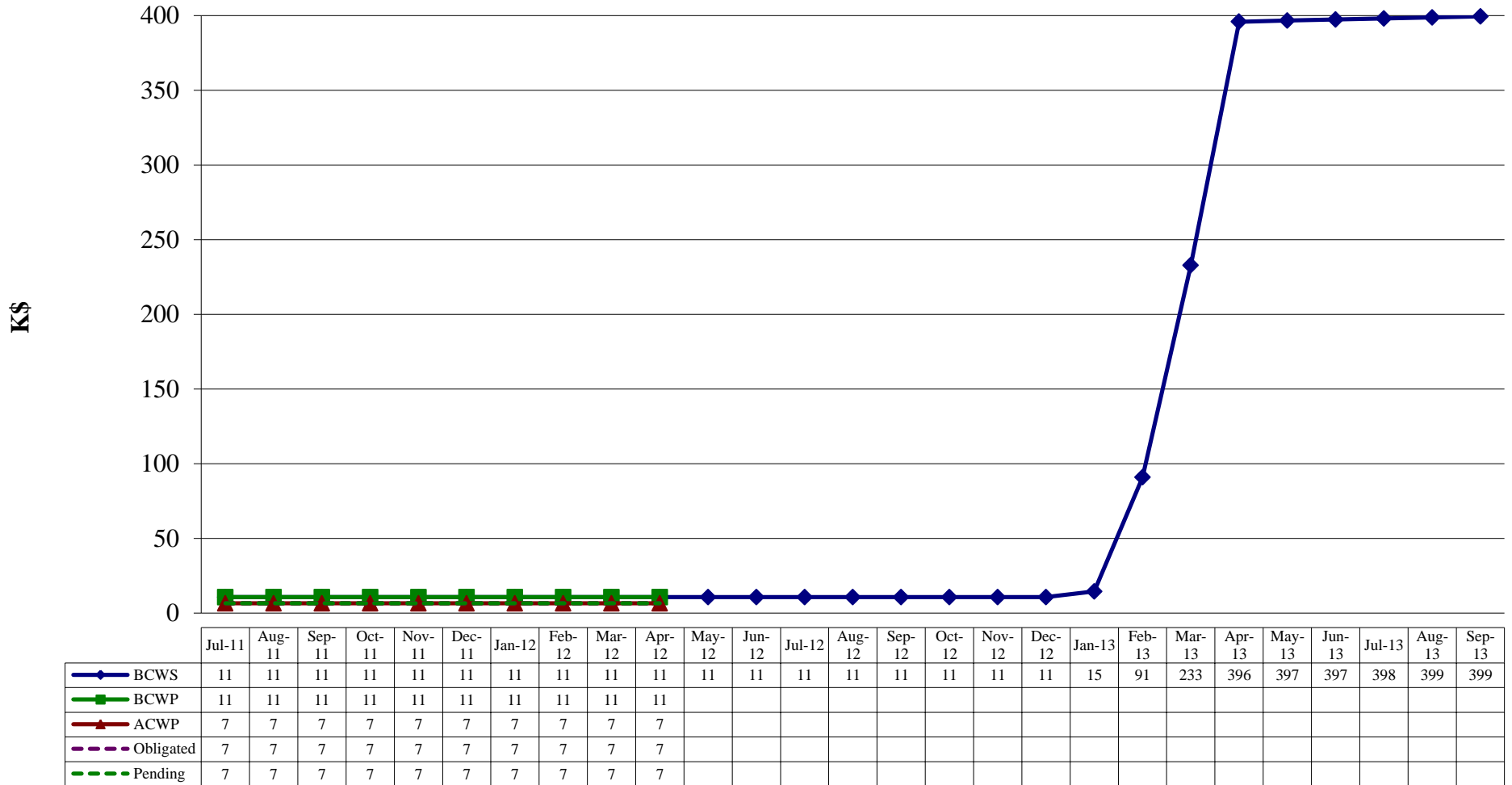
# 12 GeV 1.4.3.6.3 Shield House Earned Value \$K



# 12 GeV 1.4.3.6.4 Cryogenic System Earned Value \$K

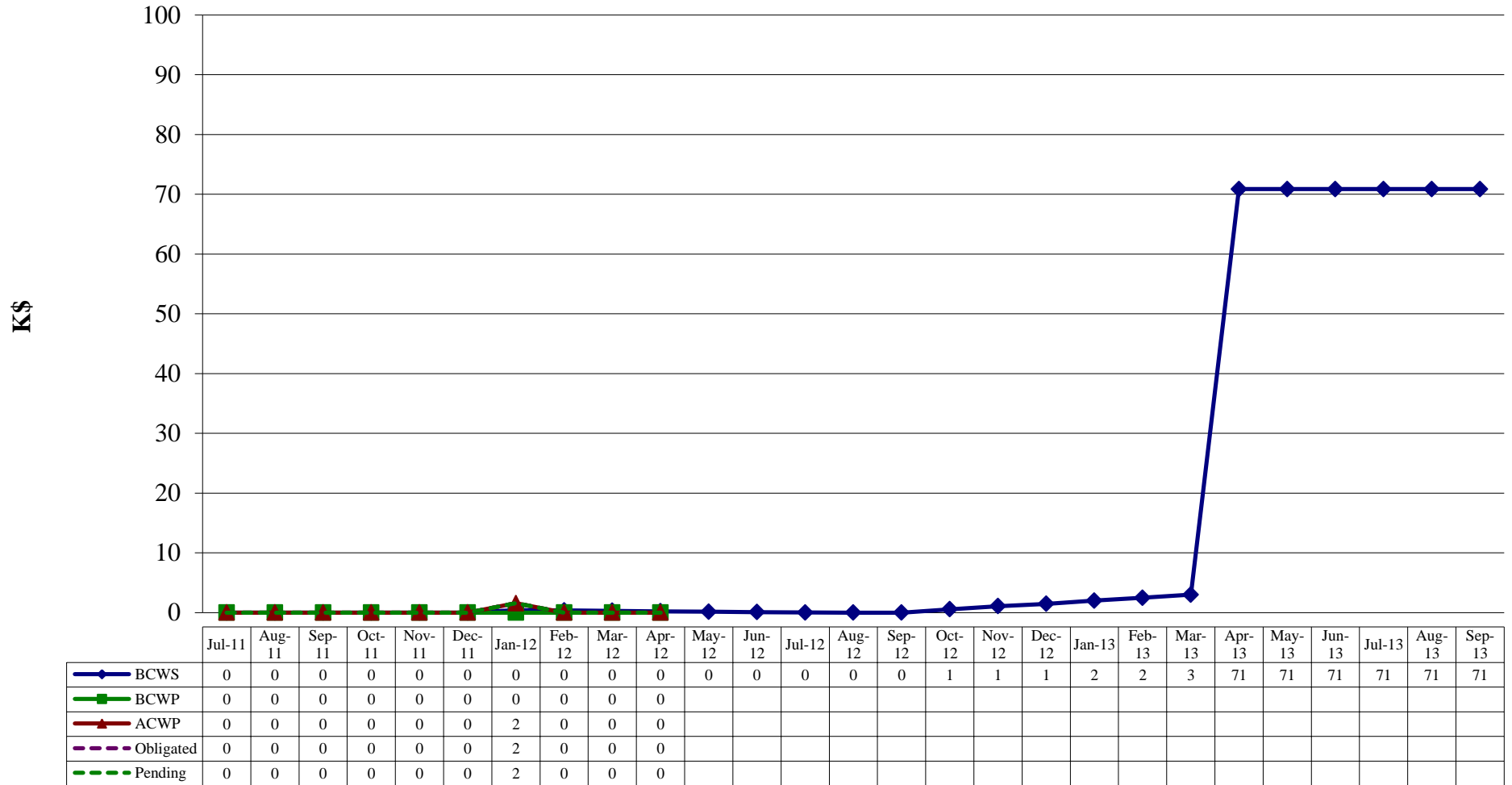


# 12 GeV 1.4.3.6.5 Vacuum System Earned Value \$K



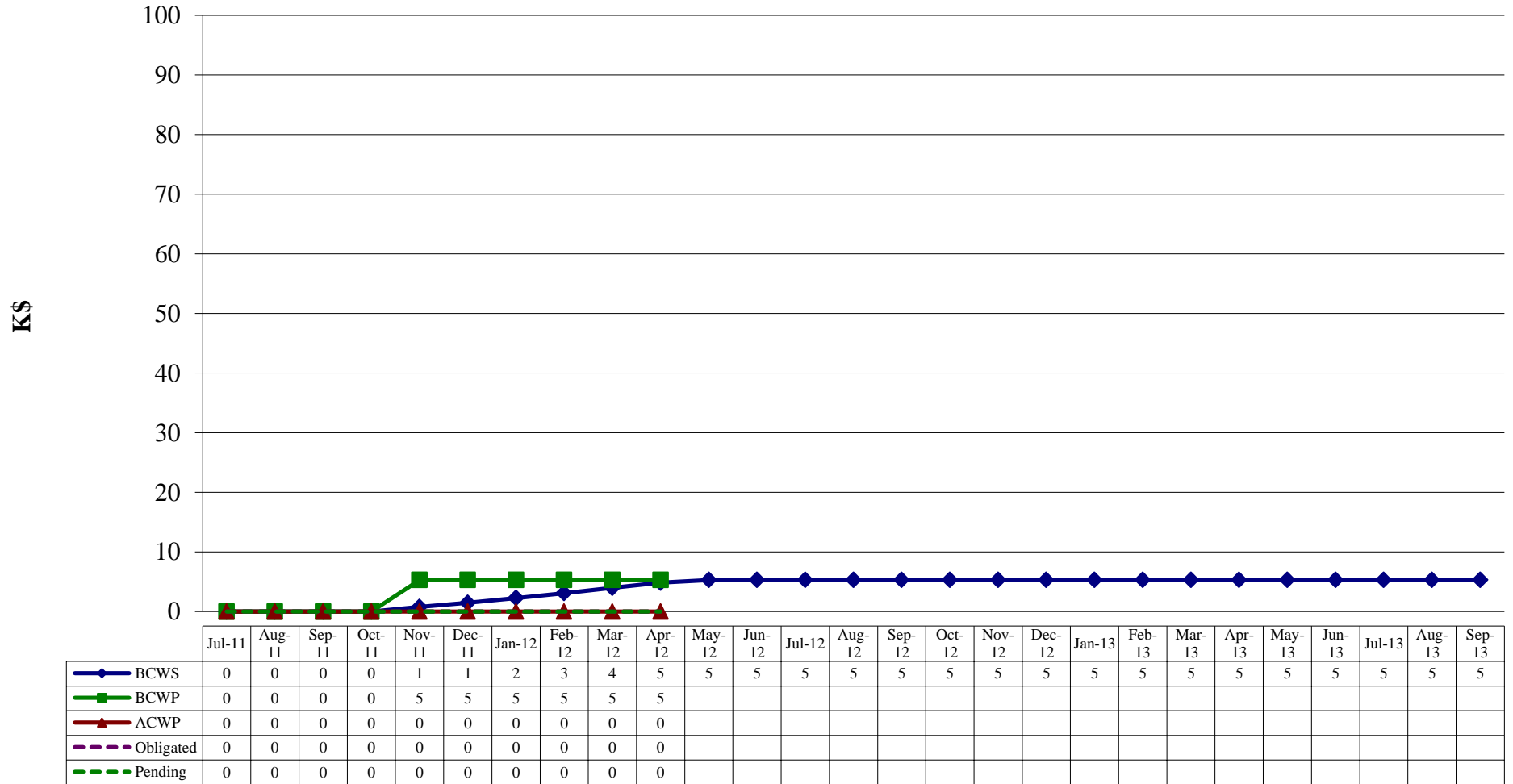


# 12 GeV 1.4.3.6.6 Cabling Earned Value \$K

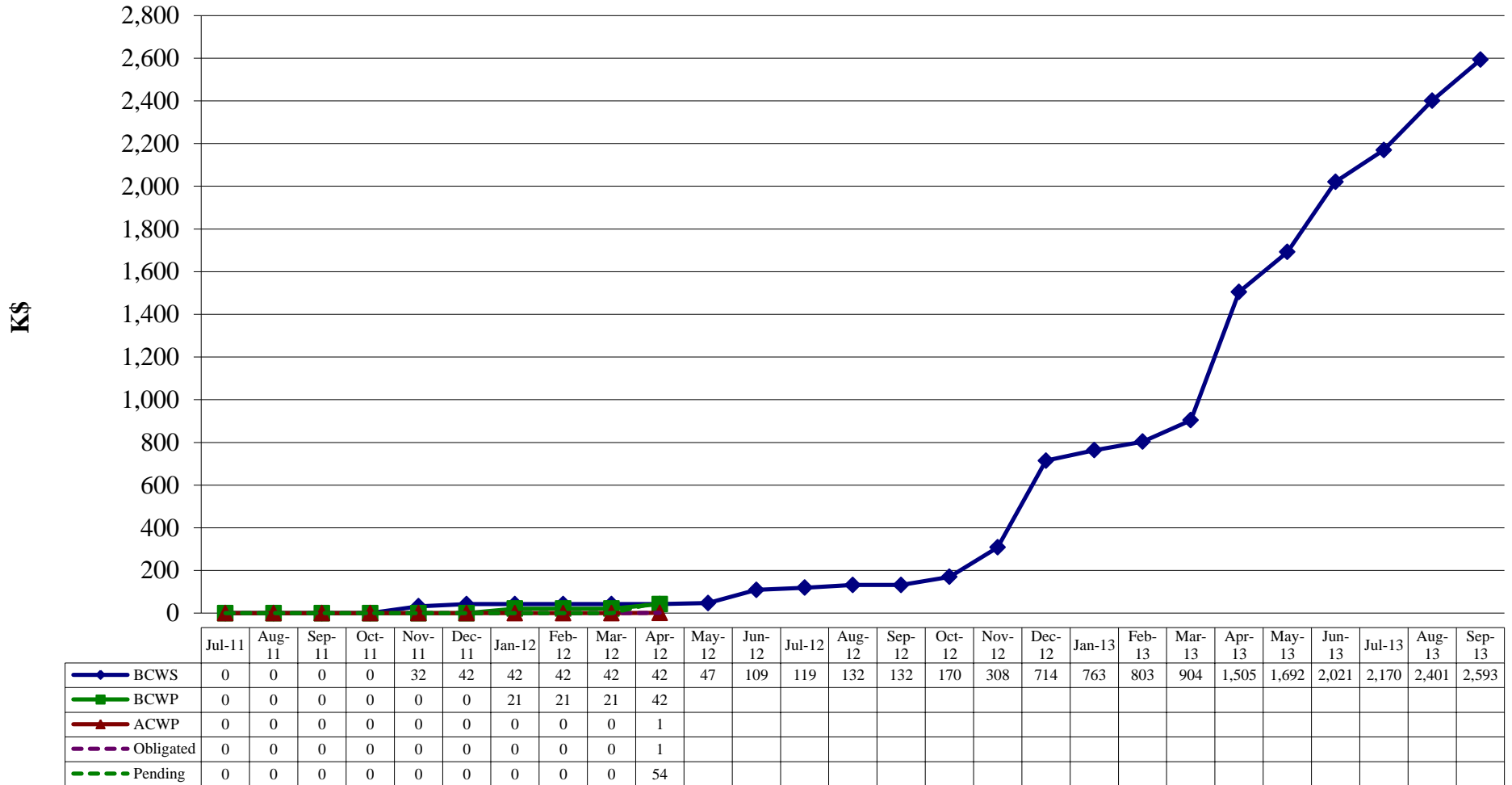


# 12 GeV 1.4.3.6.7 SOS Pivot Modifications

## Earned Value \$K

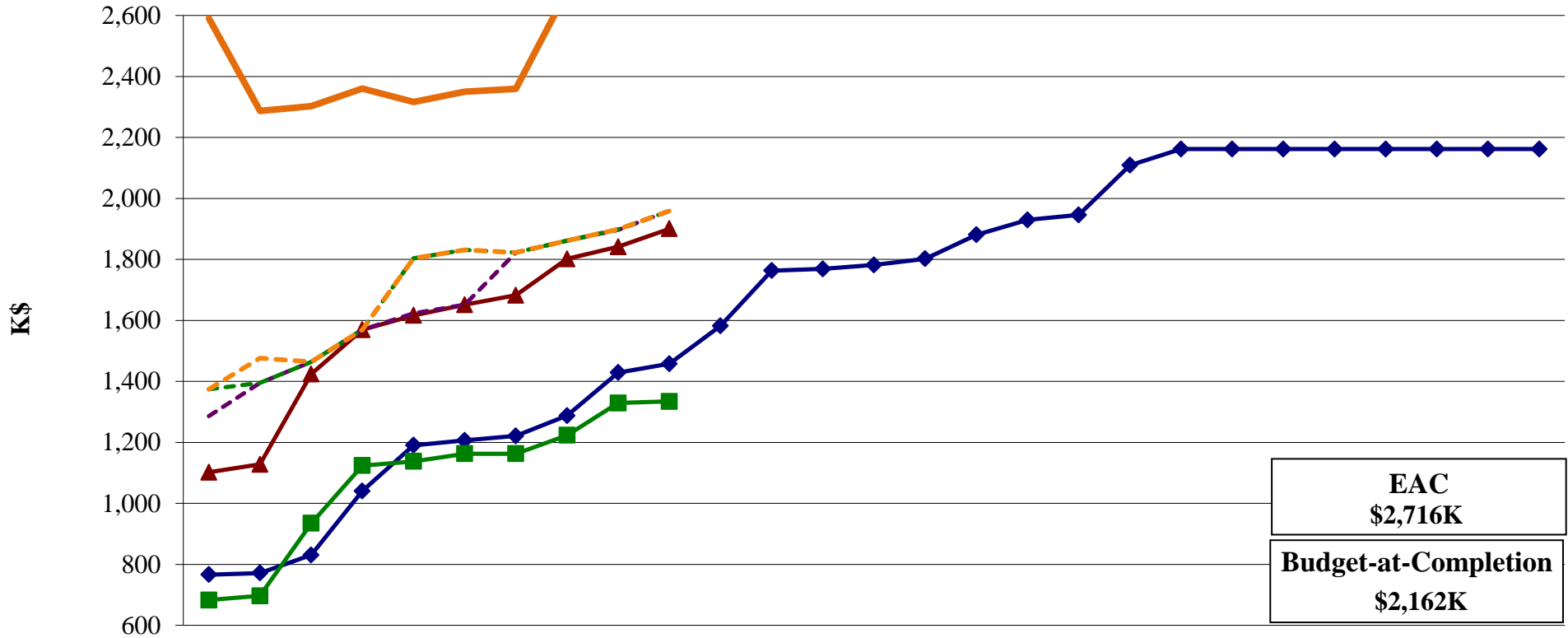


# 12 GeV 1.4.3.6.8 Installation Earned Value \$K



# 12 GeV 1.5.1 Solenoid

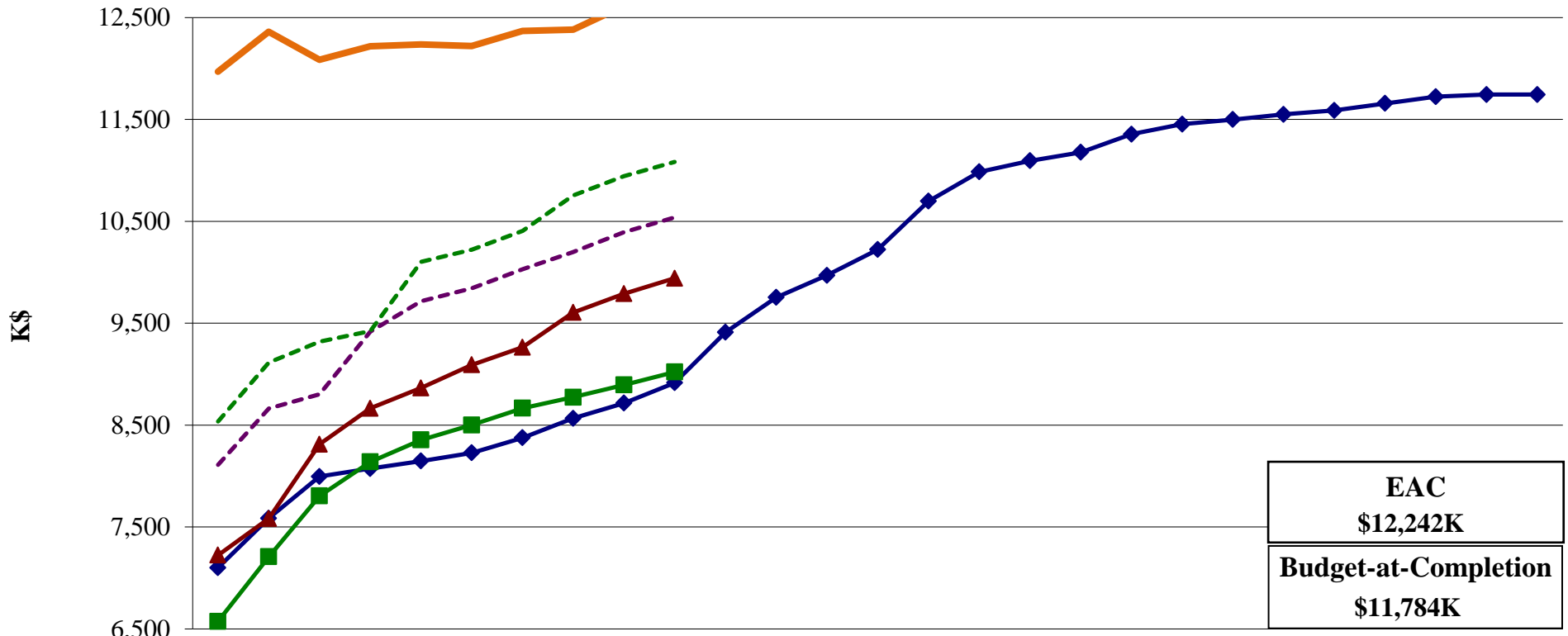
## Earned Value \$K



<b>EAC</b> <b>\$2,716K</b>
<b>Budget-at-Completion</b> <b>\$2,162K</b>

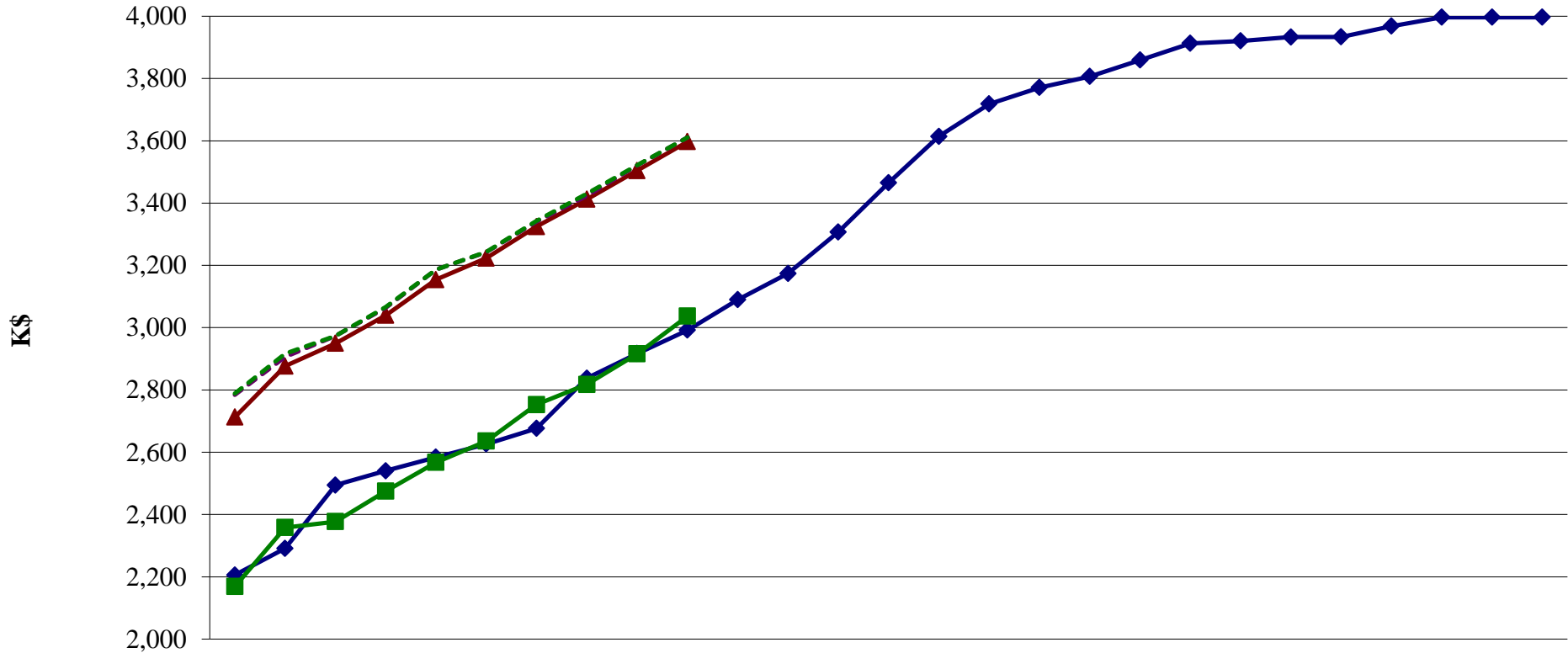
	Jul-11	Aug-11	Sep-11	Oct-11	Nov-11	Dec-11	Jan-12	Feb-12	Mar-12	Apr-12	May-12	Jun-12	Jul-12	Aug-12	Sep-12	Oct-12	Nov-12	Dec-12	Jan-13	Feb-13	Mar-13	Apr-13	May-13	Jun-13	Jul-13	Aug-13	Sep-13	
BCWS	766	771	831	1,041	1,191	1,206	1,221	1,288	1,429	1,458	1,582	1,763	1,769	1,782	1,802	1,881	1,929	1,946	2,109	2,162	2,162	2,162	2,162	2,162	2,162	2,162	2,162	2,162
BCWP	683	697	935	1,124	1,138	1,163	1,163	1,223	1,329	1,334																		
ACWP	1,102	1,128	1,424	1,569	1,617	1,651	1,682	1,801	1,842	1,900																		
Obligated	1,286	1,395	1,464	1,570	1,623	1,651	1,823	1,862	1,897	1,959																		
Pending	1,374	1,395	1,464	1,570	1,803	1,831	1,823	1,862	1,899	1,959																		
NOFUND & FY13 PRs	1,374	1,476	1,464	1,570	1,803	1,831	1,823	1,862	1,899	1,959																		
CAM EAC	2,590	2,287	2,303	2,361	2,317	2,350	2,360	2,681	2,682	2,674																		

# 12 GeV 1.5.2 Detectors Earned Value \$K



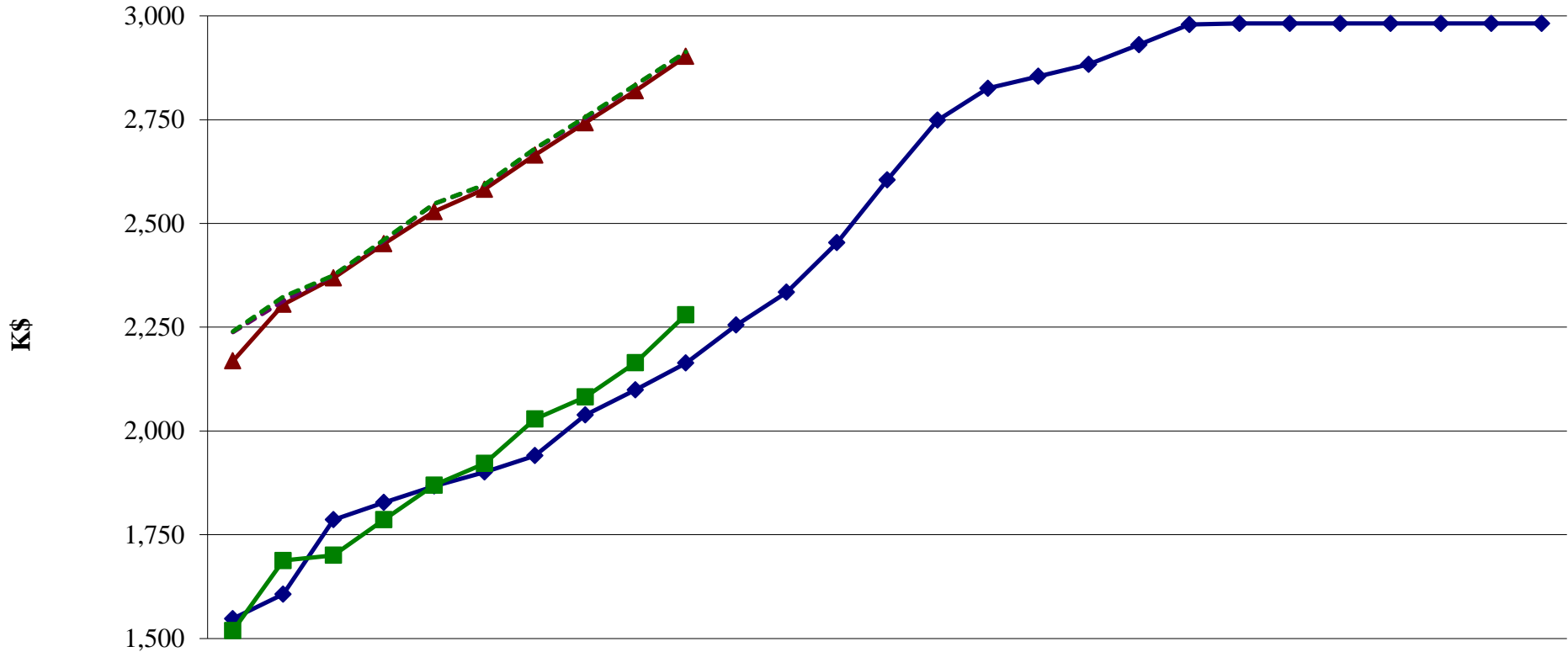
	Jul-11	Aug-11	Sep-11	Oct-11	Nov-11	Dec-11	Jan-12	Feb-12	Mar-12	Apr-12	May-12	Jun-12	Jul-12	Aug-12	Sep-12	Oct-12	Nov-12	Dec-12	Jan-13	Feb-13	Mar-13	Apr-13	May-13	Jun-13	Jul-13	Aug-13	Sep-13	
BCWS	7,102	7,586	7,996	8,074	8,148	8,228	8,376	8,567	8,715	8,916	9,411	9,753	9,970	10,223	10,698	10,985	11,095	11,178	11,355	11,454	11,500	11,550	11,589	11,658	11,723	11,744	11,744	
BCWP	6,574	7,209	7,805	8,140	8,356	8,502	8,667	8,774	8,895	9,022																		
ACWP	7,224	7,584	8,313	8,665	8,865	9,092	9,265	9,605	9,790	9,941																		
Obligated	8,110	8,664	8,802	9,417	9,716	9,843	10,030	10,200	10,393	10,539																		
Pending	8,535	9,116	9,319	9,422	10,102	10,223	10,407	10,754	10,943	11,084																		
CAM EAC	11,971	12,362	12,087	12,219	12,236	12,221	12,369	12,381	12,614	12,679																		

# 12 GeV 1.5.2.1 Tracking Earned Value \$K



	Jul-11	Aug-11	Sep-11	Oct-11	Nov-11	Dec-11	Jan-12	Feb-12	Mar-12	Apr-12	May-12	Jun-12	Jul-12	Aug-12	Sep-12	Oct-12	Nov-12	Dec-12	Jan-13	Feb-13	Mar-13	Apr-13	May-13	Jun-13	Jul-13	Aug-13	Sep-13	
BCWS	2,206	2,291	2,494	2,540	2,584	2,626	2,677	2,837	2,917	2,992	3,090	3,174	3,307	3,465	3,614	3,718	3,771	3,807	3,859	3,913	3,921	3,933	3,934	3,968	3,997	3,997	3,997	
BCWP	2,169	2,358	2,377	2,475	2,568	2,636	2,753	2,818	2,916	3,037																		
ACWP	2,713	2,877	2,950	3,040	3,154	3,223	3,324	3,412	3,504	3,597																		
Obligated	2,784	2,906	2,973	3,064	3,186	3,242	3,340	3,423	3,521	3,611																		
Pending	2,789	2,917	2,973	3,066	3,187	3,244	3,343	3,430	3,522	3,611																		

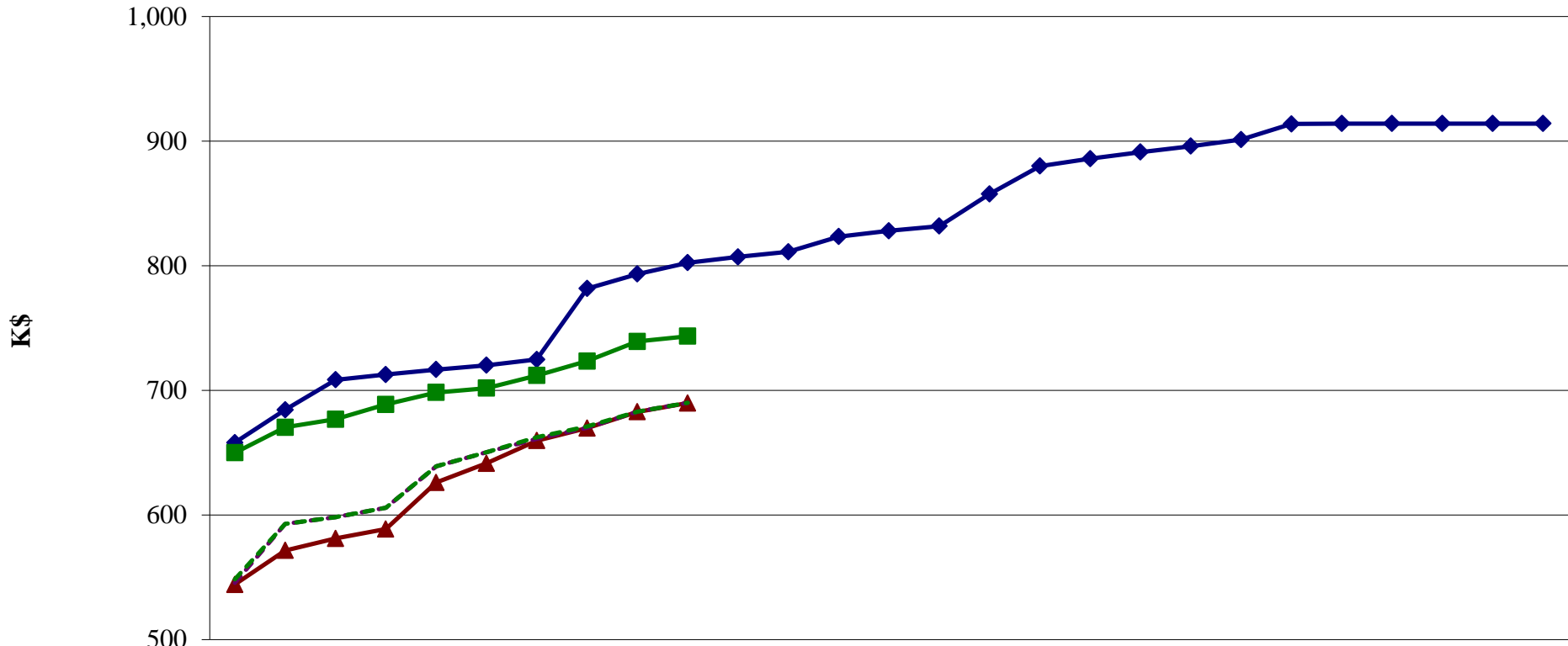
# 12 GeV 1.5.2.1.1 Tracking Forward Chambers Earned Value \$K



	Jul-11	Aug-11	Sep-11	Oct-11	Nov-11	Dec-11	Jan-12	Feb-12	Mar-12	Apr-12	May-12	Jun-12	Jul-12	Aug-12	Sep-12	Oct-12	Nov-12	Dec-12	Jan-13	Feb-13	Mar-13	Apr-13	May-13	Jun-13	Jul-13	Aug-13	Sep-13	
BCWS	1,548	1,607	1,786	1,828	1,867	1,901	1,940	2,038	2,099	2,164	2,255	2,334	2,453	2,605	2,749	2,826	2,854	2,883	2,931	2,979	2,982	2,982	2,982	2,982	2,982	2,982	2,982	2,982
BCWP	1,519	1,688	1,701	1,786	1,869	1,922	2,029	2,082	2,164	2,280																		
ACWP	2,169	2,305	2,369	2,451	2,528	2,582	2,665	2,742	2,820	2,902																		
Obligated	2,238	2,313	2,375	2,458	2,547	2,592	2,679	2,753	2,833	2,913																		
Pending	2,240	2,324	2,375	2,460	2,548	2,593	2,680	2,756	2,834	2,913																		

# 12 GeV 1.5.2.1.2 Tracking Central Chambers

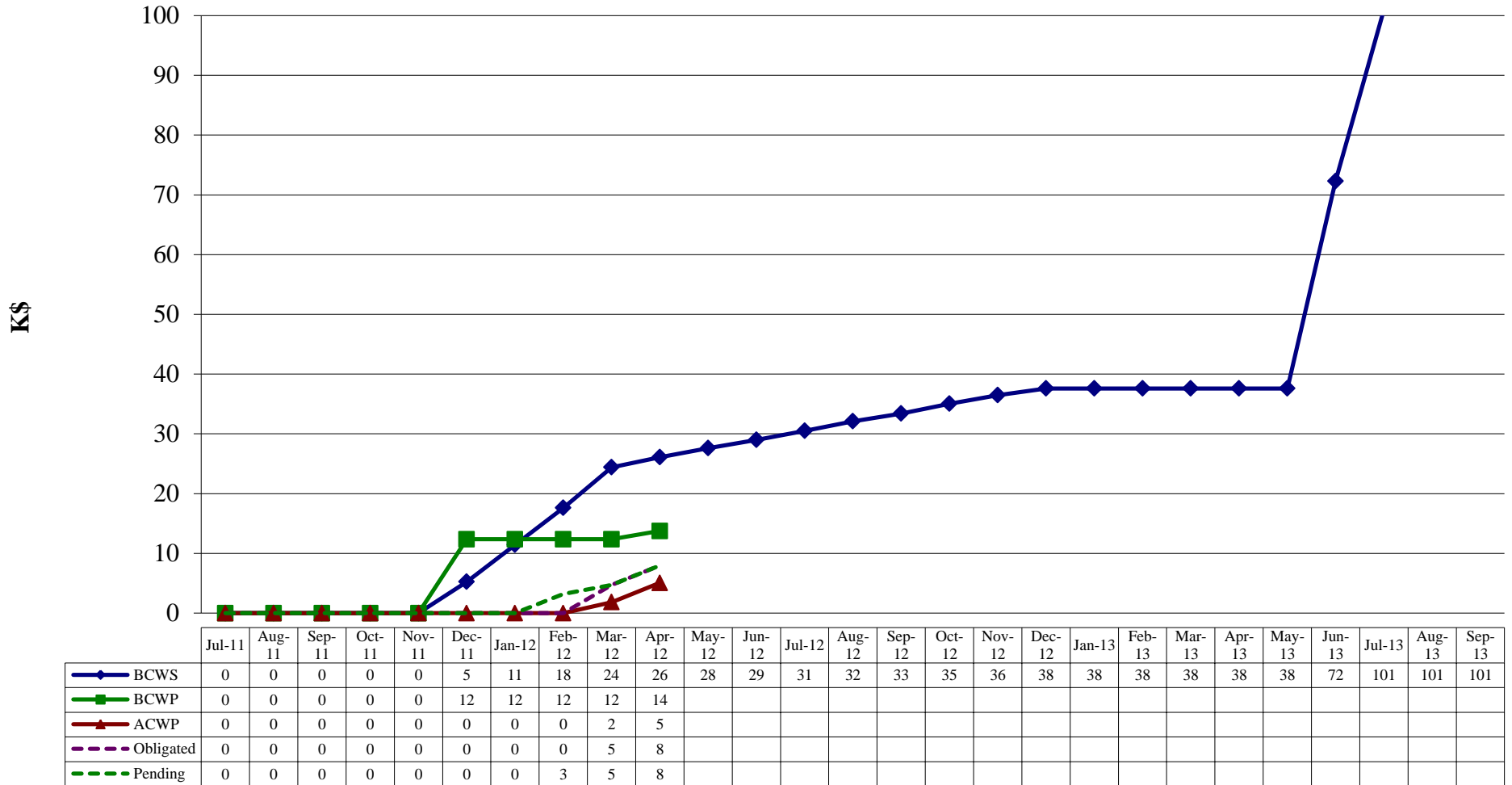
## Earned Value \$K



	Jul-11	Aug-11	Sep-11	Oct-11	Nov-11	Dec-11	Jan-12	Feb-12	Mar-12	Apr-12	May-12	Jun-12	Jul-12	Aug-12	Sep-12	Oct-12	Nov-12	Dec-12	Jan-13	Feb-13	Mar-13	Apr-13	May-13	Jun-13	Jul-13	Aug-13	Sep-13	
BCWS	658	684	708	713	717	720	725	782	793	802	807	811	823	828	832	858	880	886	891	896	901	914	914	914	914	914	914	914
BCWP	650	670	677	689	698	702	712	723	739	743																		
ACWP	544	572	581	589	626	641	660	670	683	690																		
Obligated	546	593	598	606	639	650	661	670	683	690																		
Pending	548	593	598	606	639	650	662	671	683	690																		

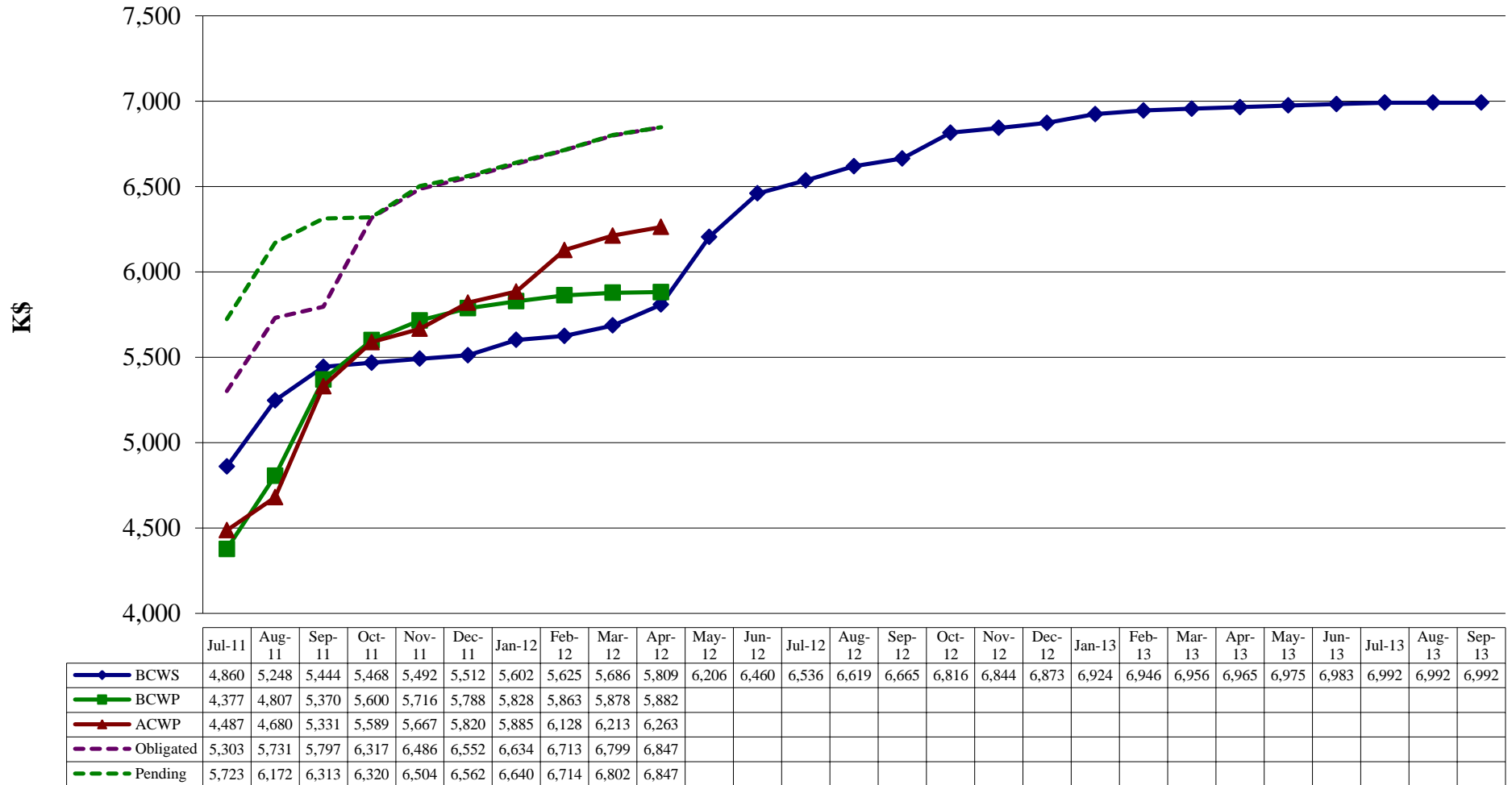


# 12 GeV 1.5.2.1.3 Tracking Start Counter Earned Value \$K

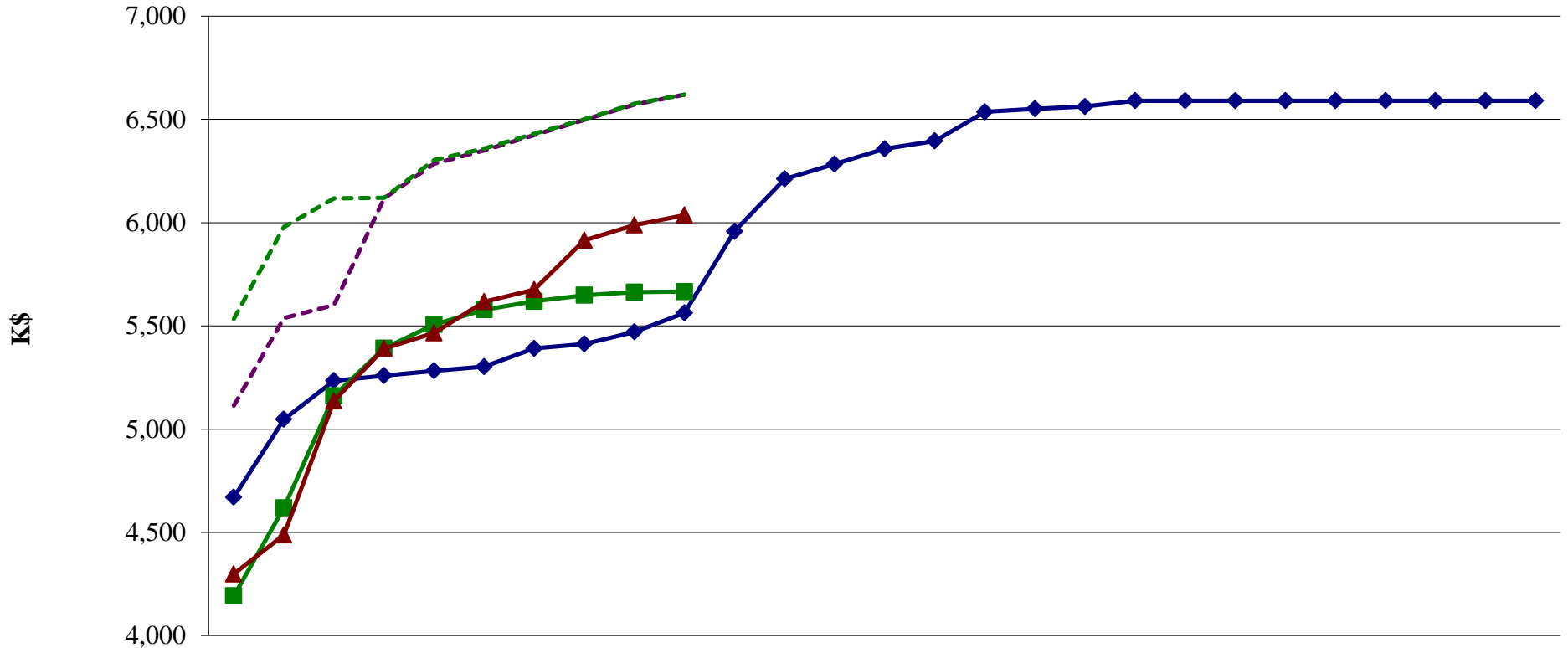


# 12 GeV 1.5.2.2 Calorimetry

## Earned Value \$K

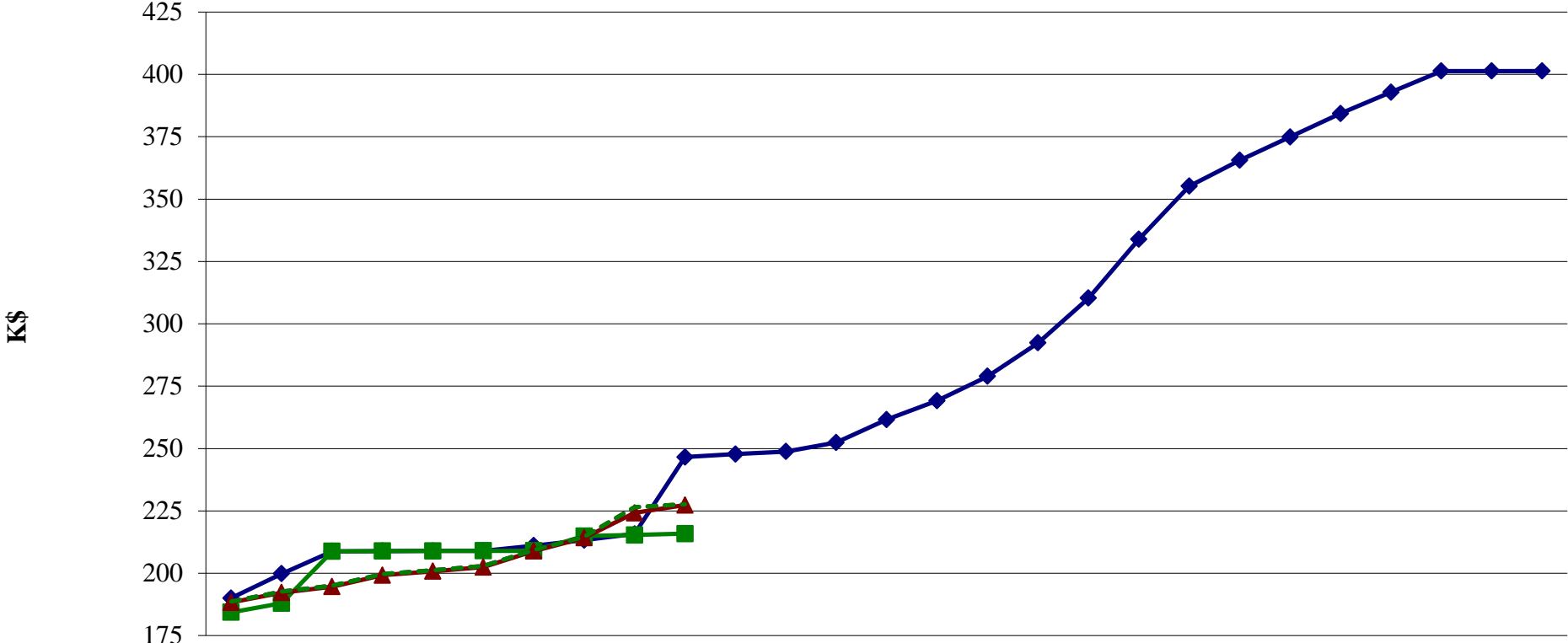


# 12 GeV 1.5.2.2.1 Barrel Calorimeter Earned Value \$K



	Jul-11	Aug-11	Sep-11	Oct-11	Nov-11	Dec-11	Jan-12	Feb-12	Mar-12	Apr-12	May-12	Jun-12	Jul-12	Aug-12	Sep-12	Oct-12	Nov-12	Dec-12	Jan-13	Feb-13	Mar-13	Apr-13	May-13	Jun-13	Jul-13	Aug-13	Sep-13	
BCWS	4,670	5,048	5,235	5,259	5,283	5,303	5,391	5,412	5,470	5,563	5,958	6,211	6,284	6,357	6,396	6,537	6,551	6,563	6,590	6,590	6,590	6,590	6,590	6,590	6,590	6,590	6,590	6,590
BCWP	4,193	4,619	5,161	5,391	5,507	5,579	5,619	5,648	5,663	5,666																		
ACWP	4,299	4,488	5,136	5,390	5,466	5,617	5,676	5,914	5,988	6,036																		
Obligated	5,114	5,538	5,602	6,118	6,285	6,349	6,424	6,498	6,572	6,620																		
Pending	5,534	5,979	6,118	6,120	6,303	6,359	6,431	6,500	6,576	6,620																		

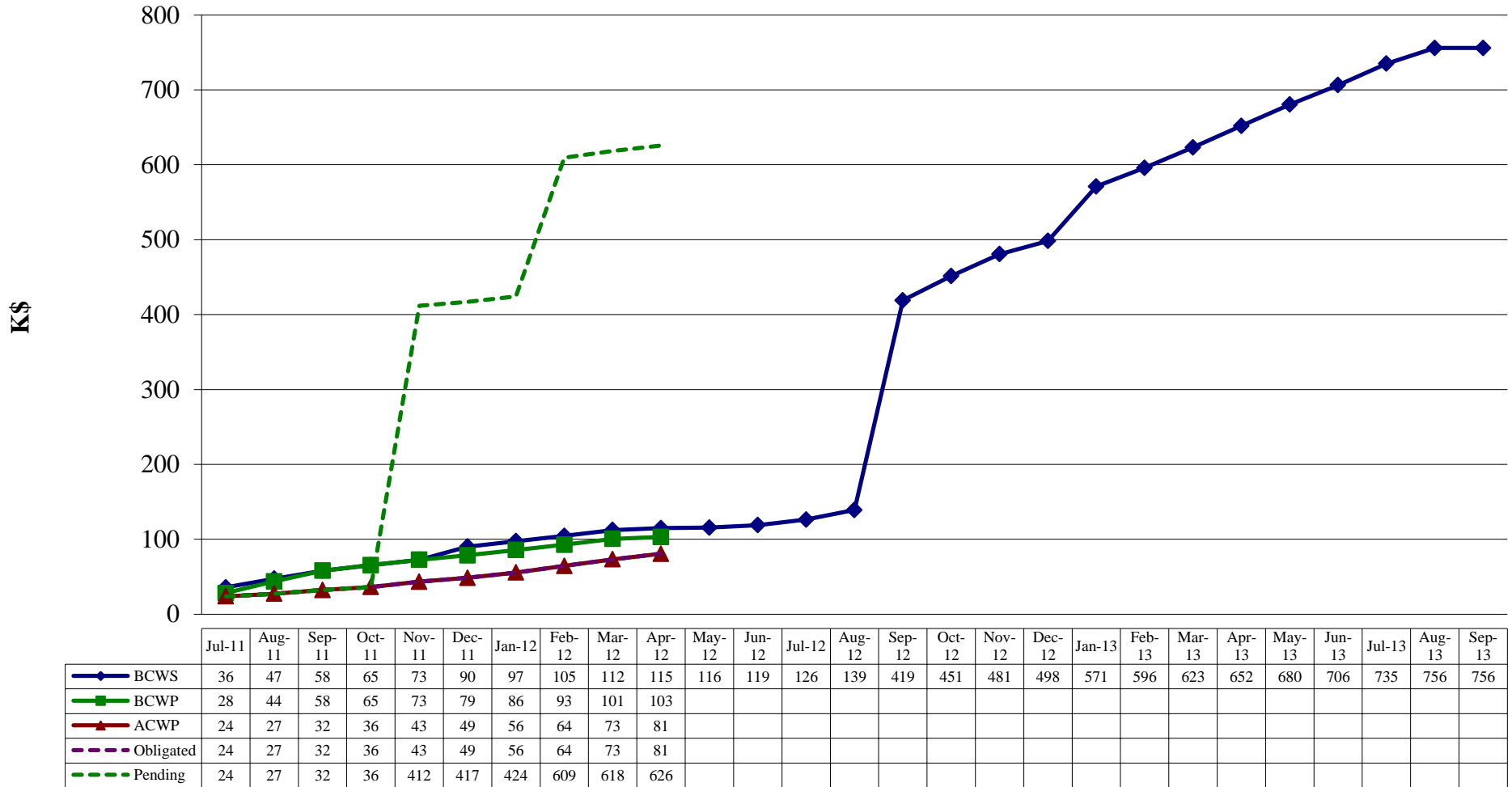
# 12 GeV 1.5.2.2.2 Forward Calorimeter Earned Value \$K



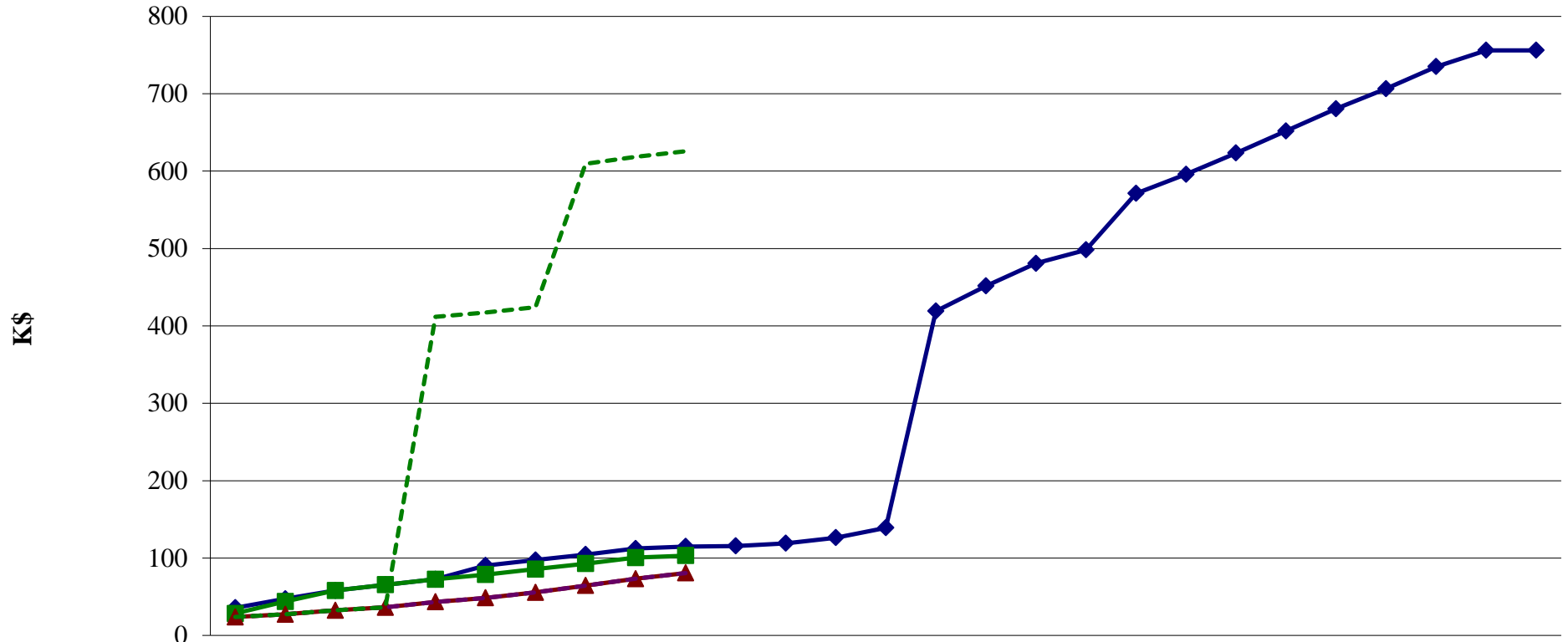
	Jul-11	Aug-11	Sep-11	Oct-11	Nov-11	Dec-11	Jan-12	Feb-12	Mar-12	Apr-12	May-12	Jun-12	Jul-12	Aug-12	Sep-12	Oct-12	Nov-12	Dec-12	Jan-13	Feb-13	Mar-13	Apr-13	May-13	Jun-13	Jul-13	Aug-13	Sep-13
BCWS	190	200	209	209	209	209	211	213	216	247	248	249	252	262	269	279	292	310	334	355	366	375	384	393	401	401	401
BCWP	184	188	209	209	209	209	209	215	215	216																	
ACWP	188	192	195	199	201	202	209	214	224	227																	
Obligated	189	193	195	200	201	203	209	215	227	228																	
Pending	189	193	195	200	201	203	209	215	227	228																	

# 12 GeV 1.5.2.3 Particle ID

## Earned Value \$K

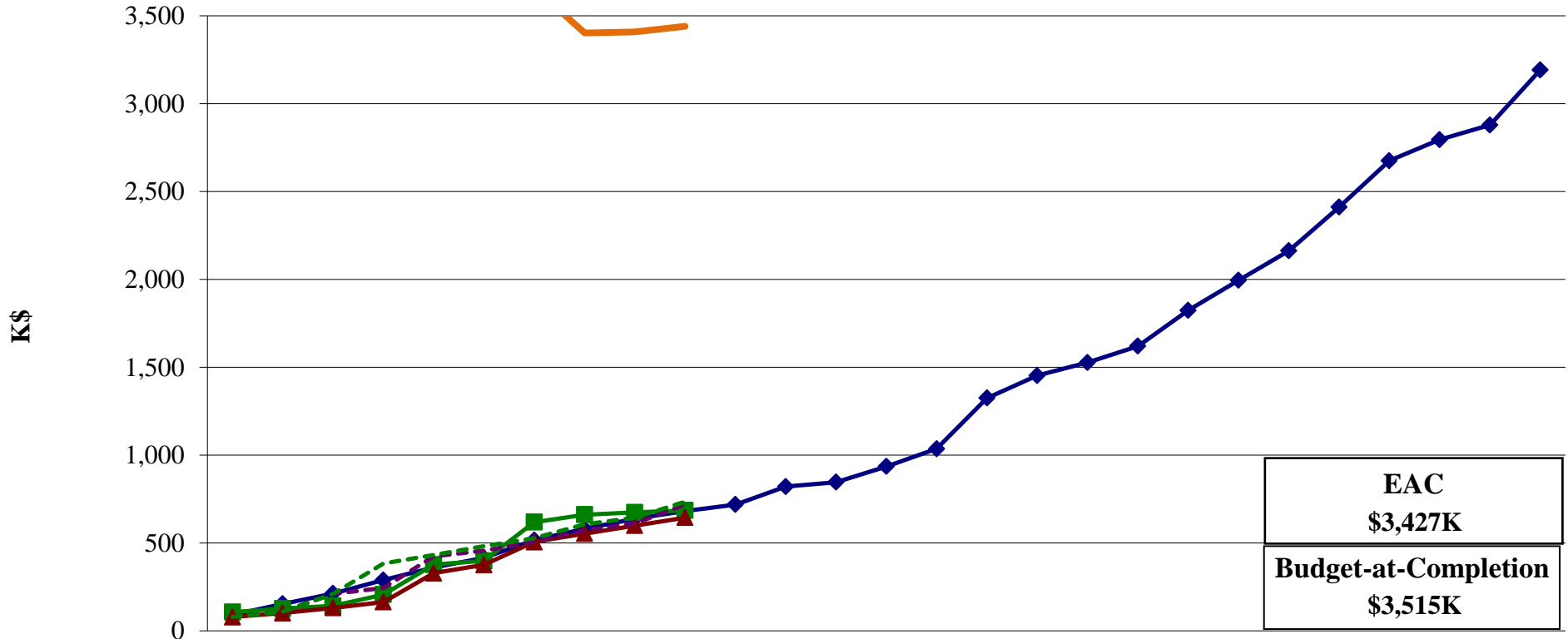


# 12 GeV 1.5.2.3.1 Particle ID Time-of-Flight Earned Value \$K



	Jul-11	Aug-11	Sep-11	Oct-11	Nov-11	Dec-11	Jan-12	Feb-12	Mar-12	Apr-12	May-12	Jun-12	Jul-12	Aug-12	Sep-12	Oct-12	Nov-12	Dec-12	Jan-13	Feb-13	Mar-13	Apr-13	May-13	Jun-13	Jul-13	Aug-13	Sep-13
BCWS	36	47	58	65	73	90	97	105	112	115	116	119	126	139	419	451	481	498	571	596	623	652	680	706	735	756	756
BCWP	28	44	58	65	73	79	86	93	101	103																	
ACWP	24	27	32	36	43	49	56	64	73	81																	
Obligated	24	27	32	36	43	49	56	64	73	81																	
Pending	24	27	32	36	412	417	424	609	618	626																	

# 12 GeV 1.5.3 Computing Earned Value \$K

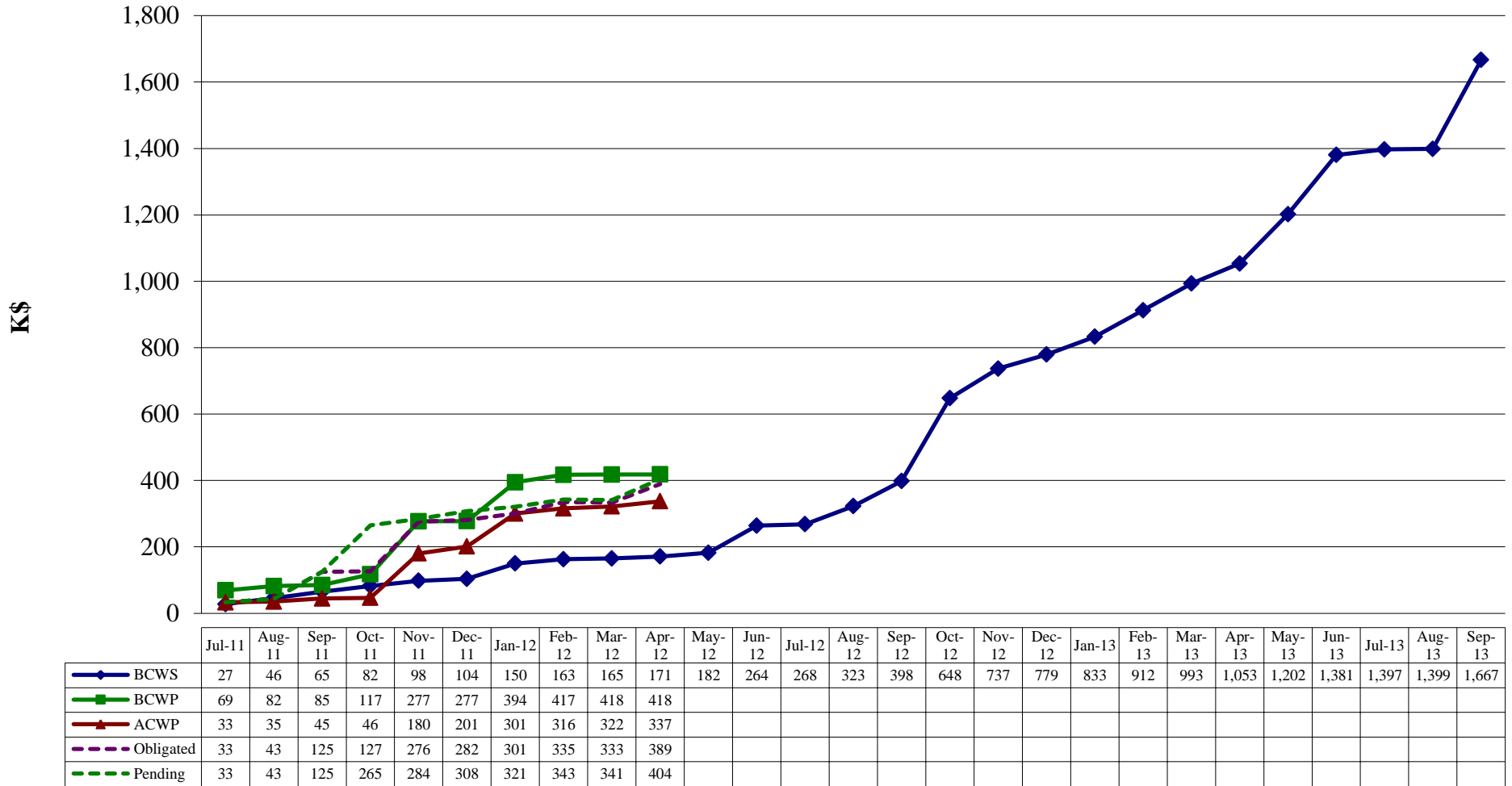


<b>EAC</b>
<b>\$3,427K</b>
<b>Budget-at-Completion</b>
<b>\$3,515K</b>

	Jul-11	Aug-11	Sep-11	Oct-11	Nov-11	Dec-11	Jan-12	Feb-12	Mar-12	Apr-12	May-12	Jun-12	Jul-12	Aug-12	Sep-12	Oct-12	Nov-12	Dec-12	Jan-13	Feb-13	Mar-13	Apr-13	May-13	Jun-13	Jul-13	Aug-13	Sep-13
BCWS	91	154	213	290	362	415	517	580	639	682	719	821	846	935	1,036	1,325	1,453	1,527	1,620	1,825	1,995	2,163	2,411	2,676	2,795	2,879	3,192
BCWP	107	127	143	207	377	399	619	661	674	686																	
ACWP	79	102	131	165	329	376	506	554	600	645																	
Obligated	79	110	211	245	425	456	506	573	611	721																	
Pending	79	110	211	383	433	482	527	606	644	735																	
CAM EAC	3,655	3,655	3,658	3,670	3,640	3,634	3,659	3,403	3,408	3,441																	

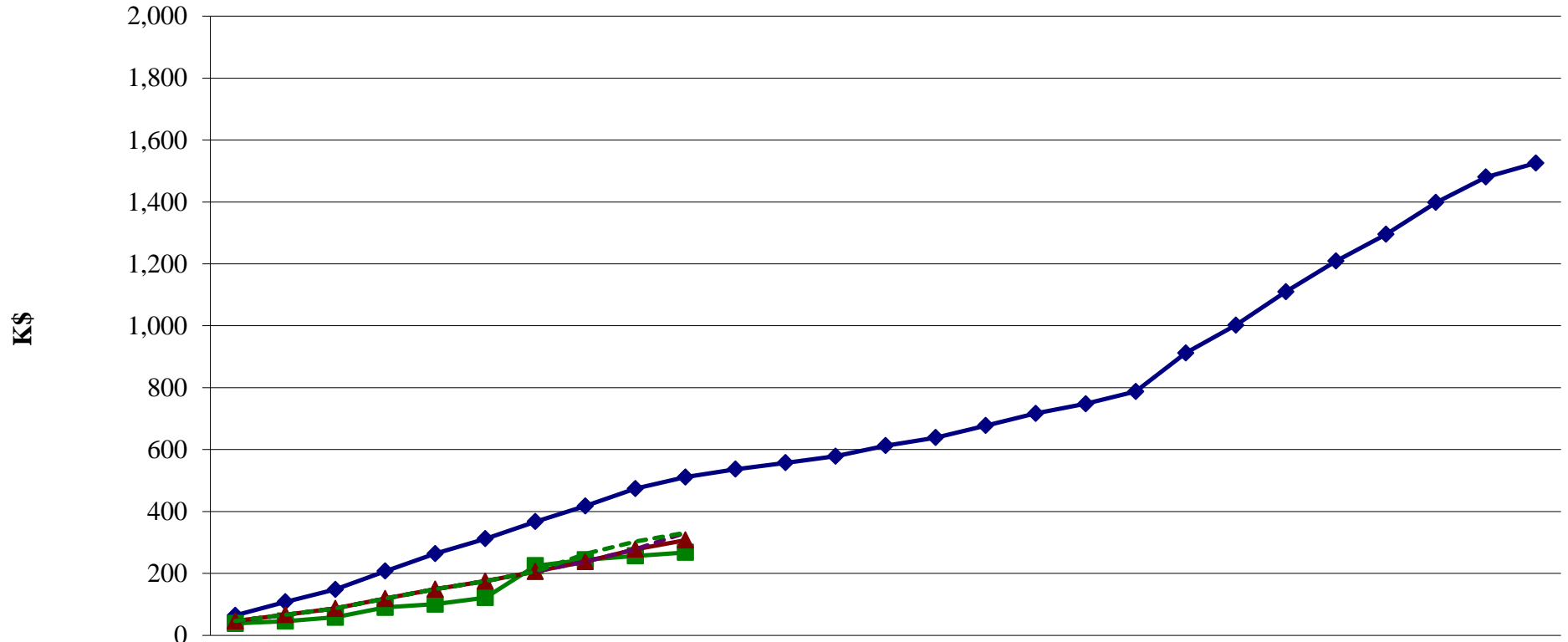
# 12 GeV 1.5.3.1 DAQ

## Earned Value \$K



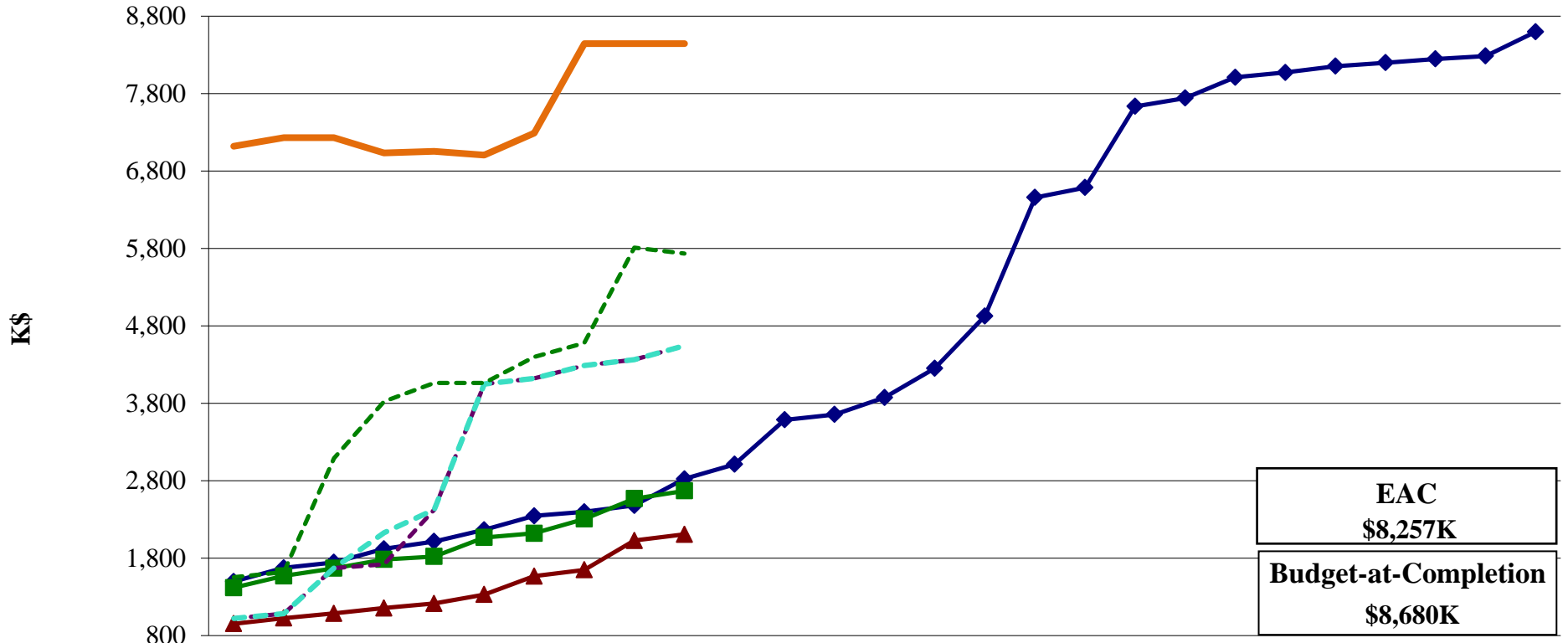


# 12 GeV 1.5.3.2 Online Computing Earned Value \$K



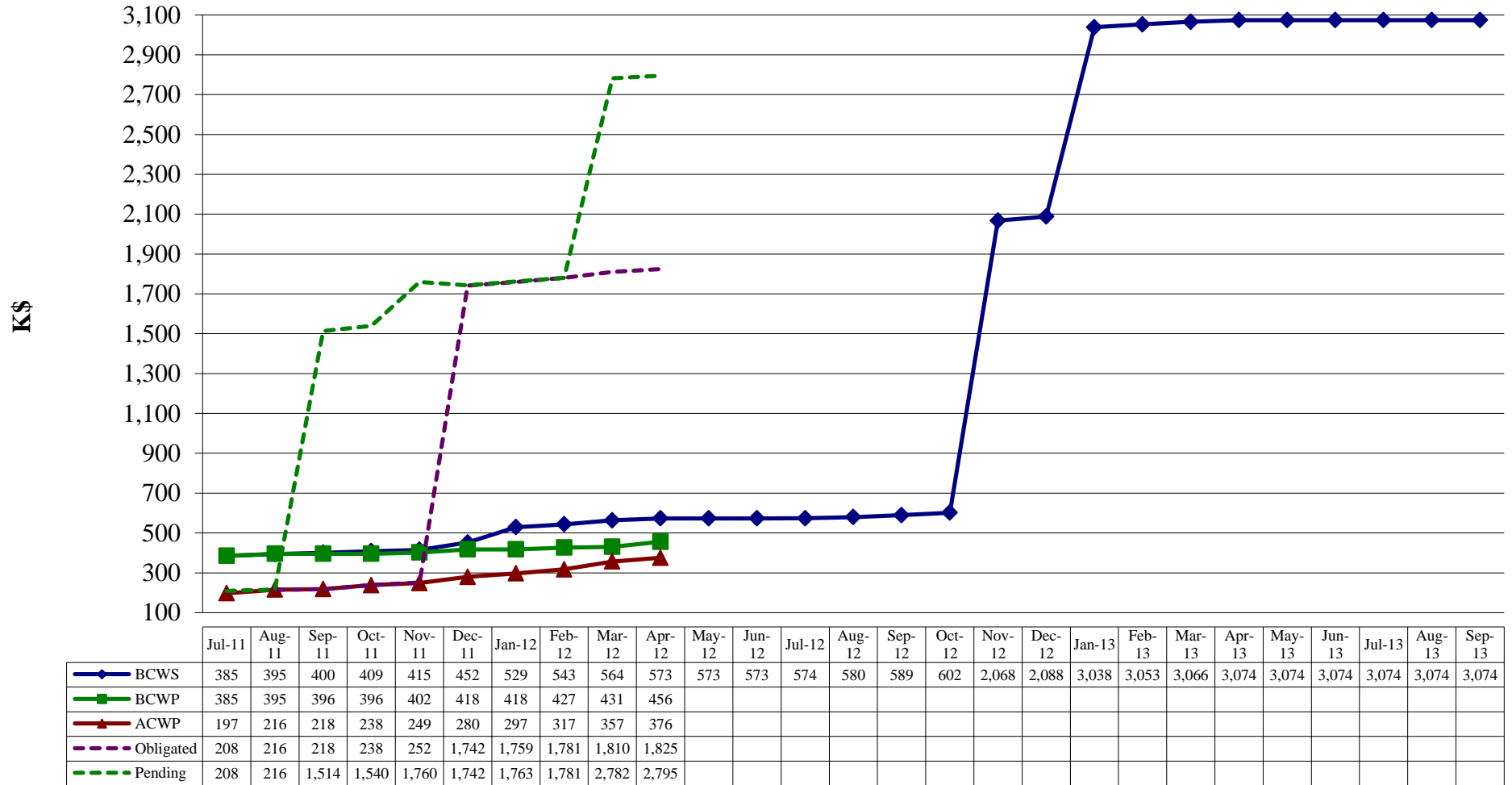
	Jul-11	Aug-11	Sep-11	Oct-11	Nov-11	Dec-11	Jan-12	Feb-12	Mar-12	Apr-12	May-12	Jun-12	Jul-12	Aug-12	Sep-12	Oct-12	Nov-12	Dec-12	Jan-13	Feb-13	Mar-13	Apr-13	May-13	Jun-13	Jul-13	Aug-13	Sep-13	
BCWS	64	108	148	207	264	312	367	418	474	511	537	557	578	613	638	677	716	748	787	912	1,002	1,110	1,209	1,295	1,398	1,480	1,525	
BCWP	38	46	58	90	101	121	224	244	257	268																		
ACWP	46	66	87	118	149	175	206	238	278	307																		
Obligated	46	66	87	118	149	175	206	238	278	331																		
Pending	46	66	87	118	149	175	206	263	303	331																		

# 12 GeV 1.5.4 Electronics Earned Value \$K



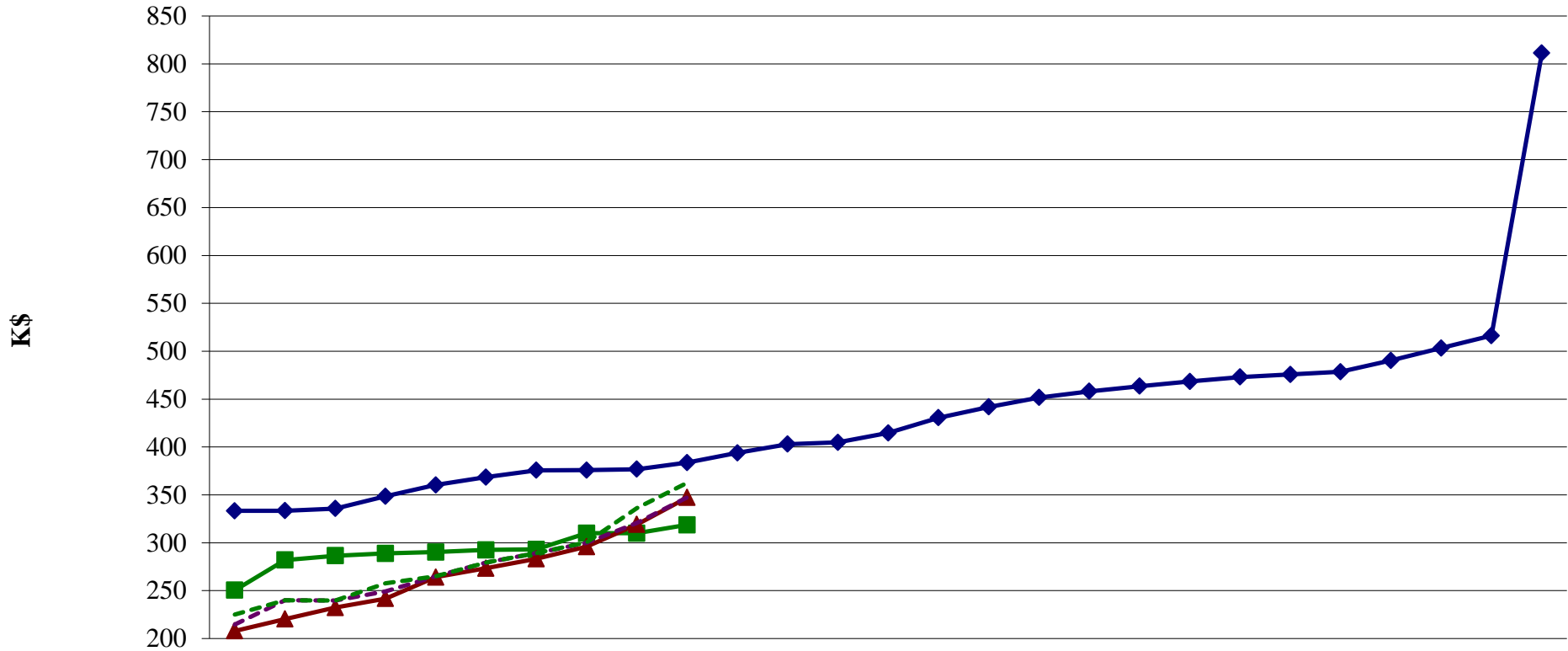
	Jul-11	Aug-11	Sep-11	Oct-11	Nov-11	Dec-11	Jan-12	Feb-12	Mar-12	Apr-12	May-12	Jun-12	Jul-12	Aug-12	Sep-12	Oct-12	Nov-12	Dec-12	Jan-13	Feb-13	Mar-13	Apr-13	May-13	Jun-13	Jul-13	Aug-13	Sep-13	
BCWS	1,500	1,676	1,746	1,922	2,017	2,167	2,347	2,399	2,481	2,825	3,012	3,588	3,657	3,876	4,253	4,928	6,459	6,586	7,634	7,741	8,009	8,072	8,153	8,199	8,247	8,285	8,598	
BCWP	1,420	1,571	1,671	1,785	1,823	2,069	2,121	2,307	2,570	2,671																		
ACWP	954	1,026	1,088	1,156	1,216	1,332	1,568	1,649	2,029	2,108																		
Obligated	1,023	1,087	1,675	1,722	2,429	4,049	4,121	4,289	4,364	4,546																		
FY12 Phase POs	1,023	1,087	1,675	2,128	2,429	4,049	4,121	4,289	4,364	4,546																		
Pending	1,555	1,622	3,093	3,826	4,065	4,063	4,399	4,580	5,809	5,734																		
CAM EAC	7,121	7,231	7,231	7,035	7,055	7,007	7,290	8,445	8,445	8,445																		

# 12 GeV 1.5.4.1 FADC Earned Value \$K



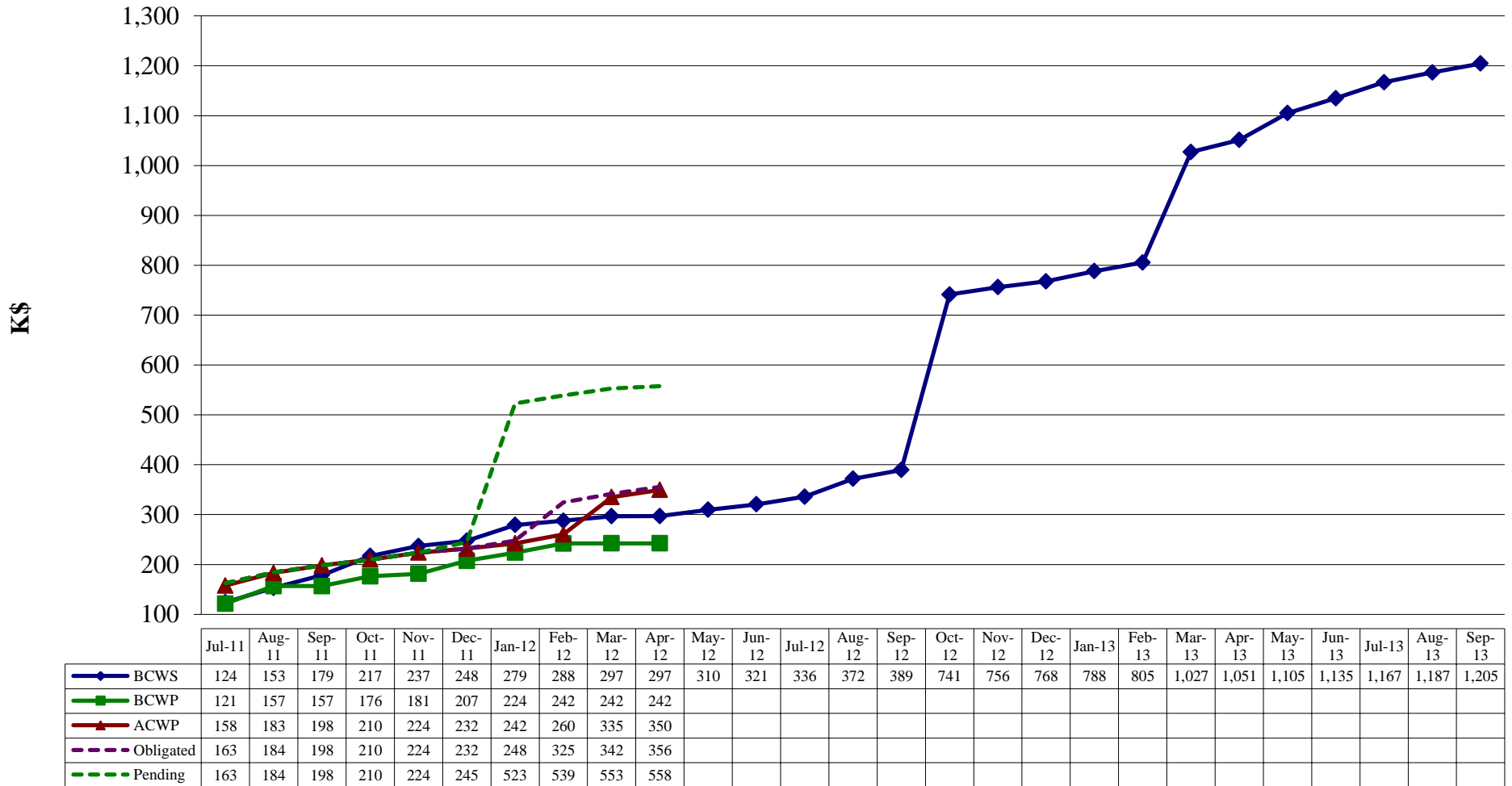
# 12 GeV 1.5.4.2 TDC

## Earned Value \$K



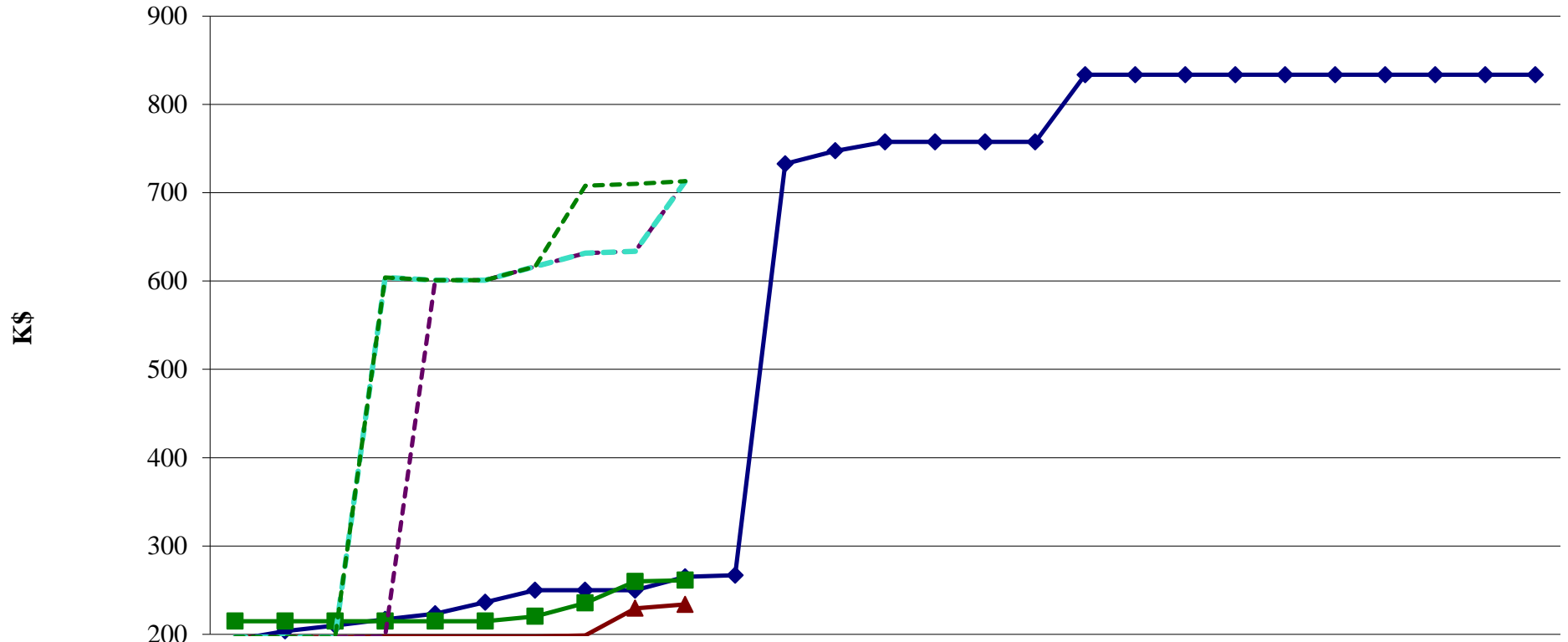
	Jul-11	Aug-11	Sep-11	Oct-11	Nov-11	Dec-11	Jan-12	Feb-12	Mar-12	Apr-12	May-12	Jun-12	Jul-12	Aug-12	Sep-12	Oct-12	Nov-12	Dec-12	Jan-13	Feb-13	Mar-13	Apr-13	May-13	Jun-13	Jul-13	Aug-13	Sep-13
BCWS	333	333	336	349	360	369	376	376	377	384	394	403	405	415	431	442	452	458	464	468	473	476	478	490	503	516	811
BCWP	251	282	287	289	290	293	293	310	310	319																	
ACWP	208	220	232	242	264	273	283	296	319	347																	
Obligated	215	240	240	249	265	279	289	300	321	348																	
Pending	225	240	240	258	265	279	289	300	336	363																	

# 12 GeV 1.5.4.3 Trigger Earned Value \$K



# 12 GeV 1.5.4.4 Crates/Racks

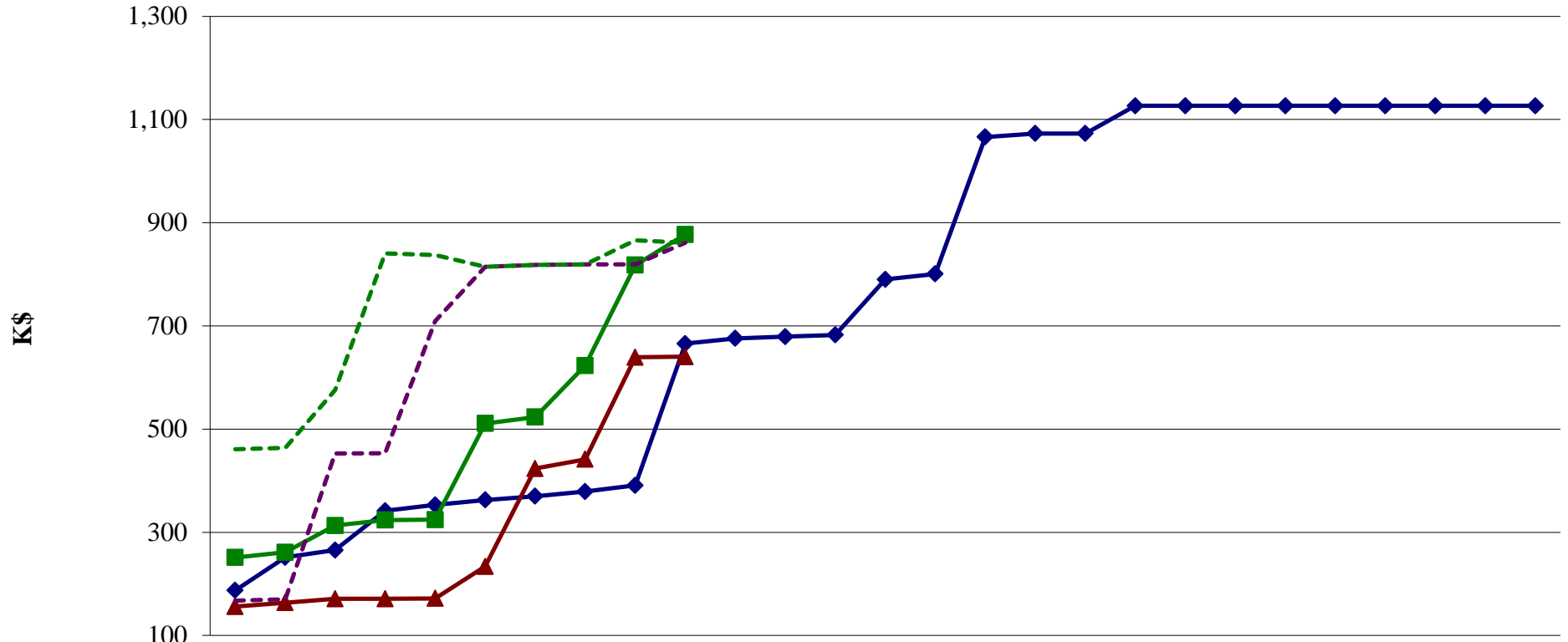
## Earned Value \$K



	Jul-11	Aug-11	Sep-11	Oct-11	Nov-11	Dec-11	Jan-12	Feb-12	Mar-12	Apr-12	May-12	Jun-12	Jul-12	Aug-12	Sep-12	Oct-12	Nov-12	Dec-12	Jan-13	Feb-13	Mar-13	Apr-13	May-13	Jun-13	Jul-13	Aug-13	Sep-13	
BCWS	194	204	210	217	223	236	250	250	250	265	267	733	747	757	757	757	757	833	833	833	833	833	833	833	833	833	833	833
BCWP	215	215	215	215	215	215	220	236	260	261																		
ACWP	197	197	197	198	198	198	198	199	229	234																		
Obligated	197	197	197	198	601	601	616	632	634	713																		
FY12 Phase POs	197	197	197	604	601	601	616	632	634	713																		
Pending	197	197	197	604	601	601	616	708	710	713																		

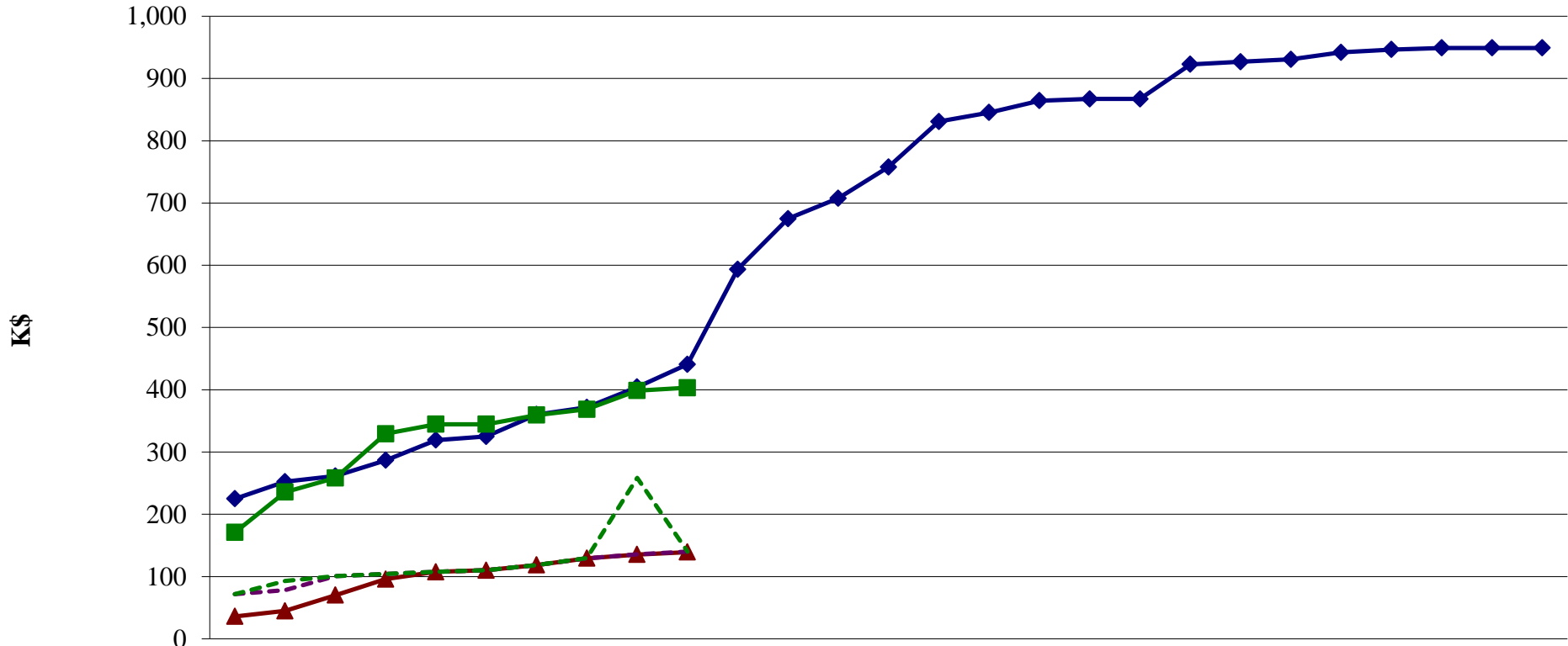
# 12 GeV 1.5.4.5 Logic, HV

## Earned Value \$K



	Jul-11	Aug-11	Sep-11	Oct-11	Nov-11	Dec-11	Jan-12	Feb-12	Mar-12	Apr-12	May-12	Jun-12	Jul-12	Aug-12	Sep-12	Oct-12	Nov-12	Dec-12	Jan-13	Feb-13	Mar-13	Apr-13	May-13	Jun-13	Jul-13	Aug-13	Sep-13	
BCWS	187	251	265	342	353	363	370	379	391	666	676	679	682	790	801	1,066	1,073	1,073	1,127	1,127	1,127	1,127	1,127	1,127	1,127	1,127	1,127	1,127
BCWP	251	261	313	324	325	511	523	623	818	877																		
ACWP	156	164	171	171	172	234	423	442	639	640																		
Obligated	167	170	453	453	710	815	818	819	819	861																		
Pending	461	464	575	841	838	815	818	819	866	861																		

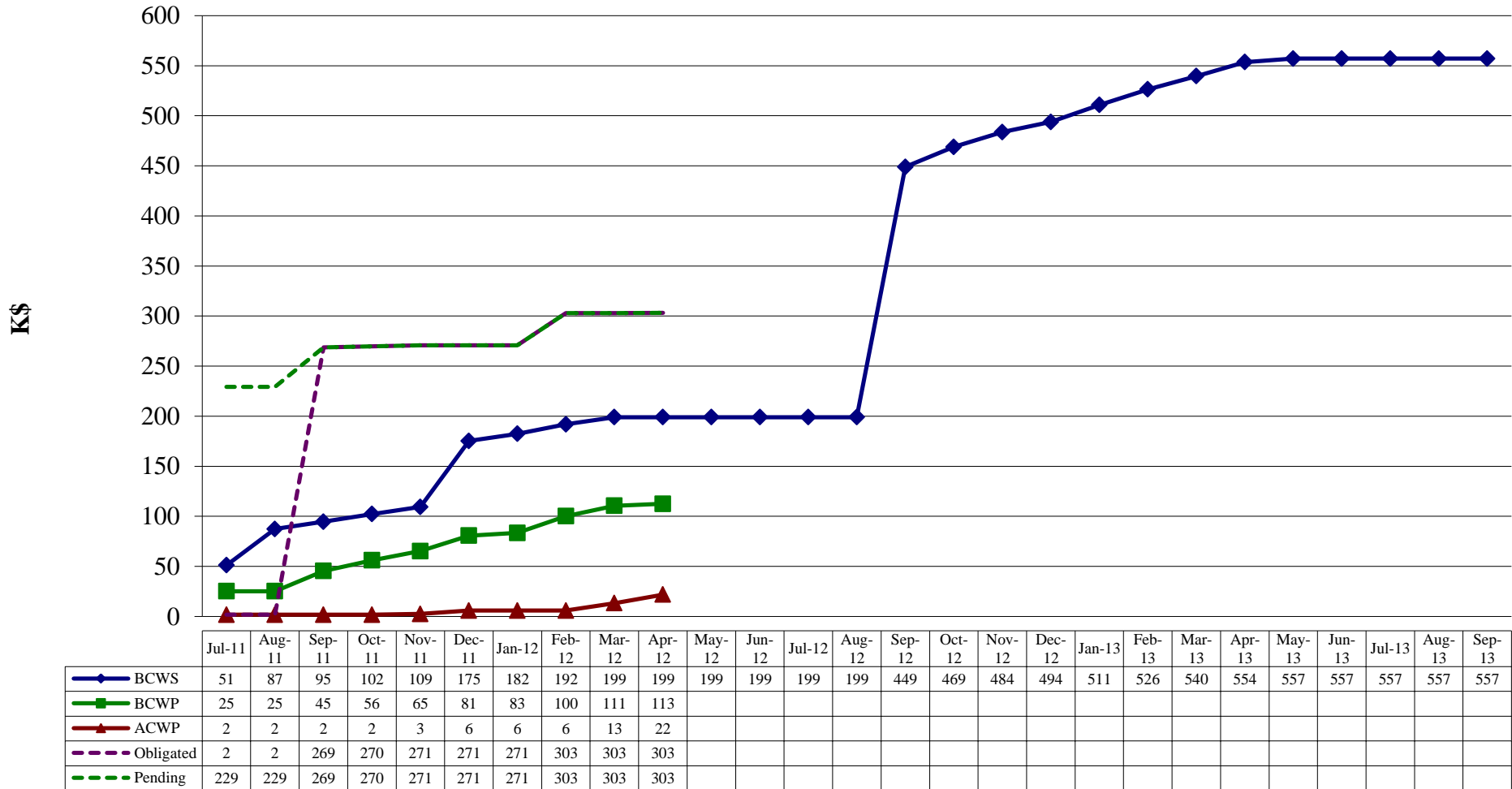
# 12 GeV 1.5.4.6 Detectors Electronics Earned Value \$K



	Jul-11	Aug-11	Sep-11	Oct-11	Nov-11	Dec-11	Jan-12	Feb-12	Mar-12	Apr-12	May-12	Jun-12	Jul-12	Aug-12	Sep-12	Oct-12	Nov-12	Dec-12	Jan-13	Feb-13	Mar-13	Apr-13	May-13	Jun-13	Jul-13	Aug-13	Sep-13	
BCWS	225	252	261	287	319	325	360	372	404	441	593	675	708	758	831	845	864	867	867	923	927	931	942	947	949	949	949	
BCWP	171	236	258	329	345	345	359	369	399	403																		
ACWP	36	45	70	96	107	110	119	129	135	139																		
Obligated	72	78	101	104	108	110	119	129	136	140																		
Pending	72	93	101	104	108	110	119	130	259	140																		

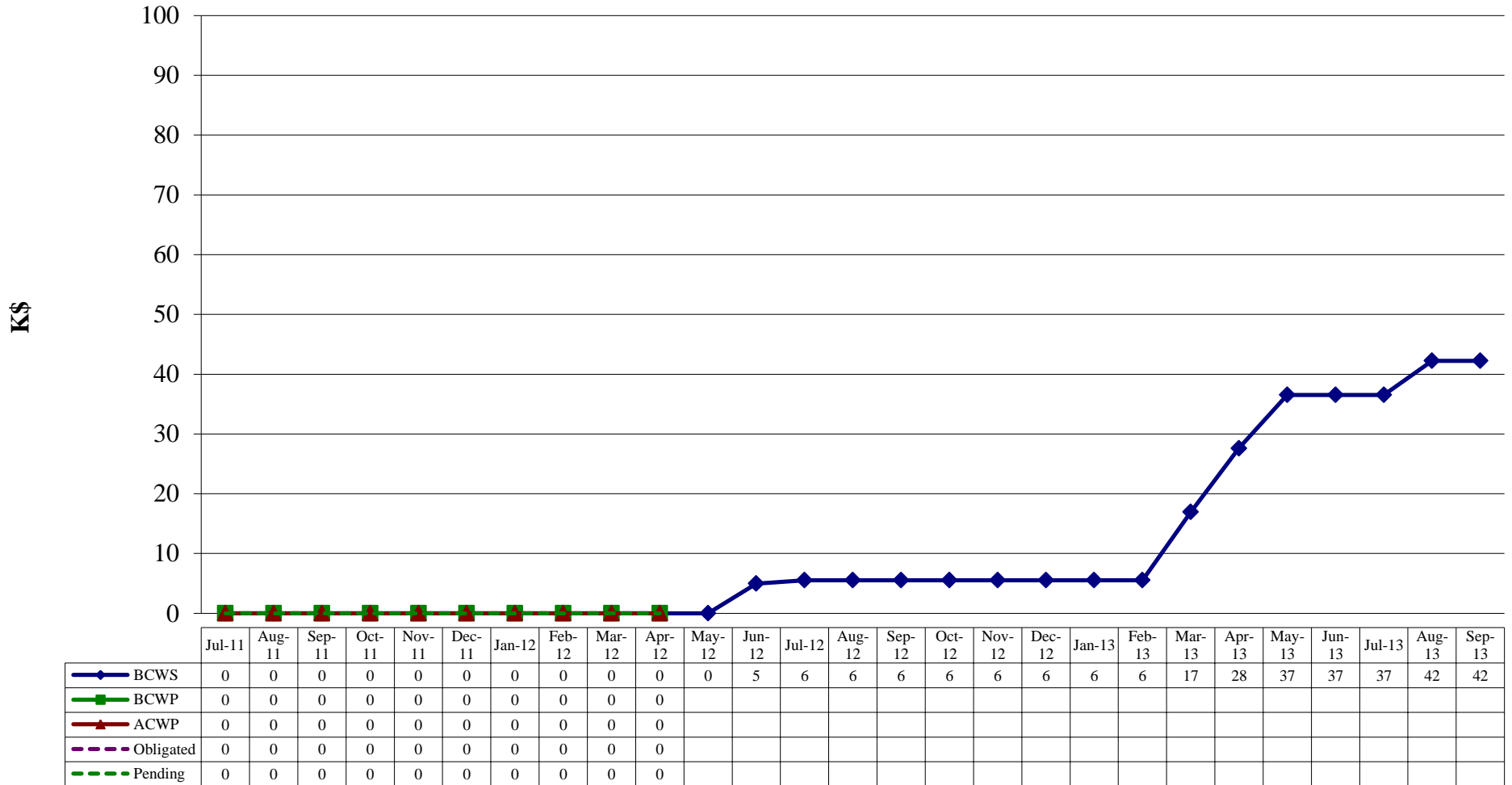


# 12 GeV 1.5.4.7 Detector Cabling Earned Value \$K

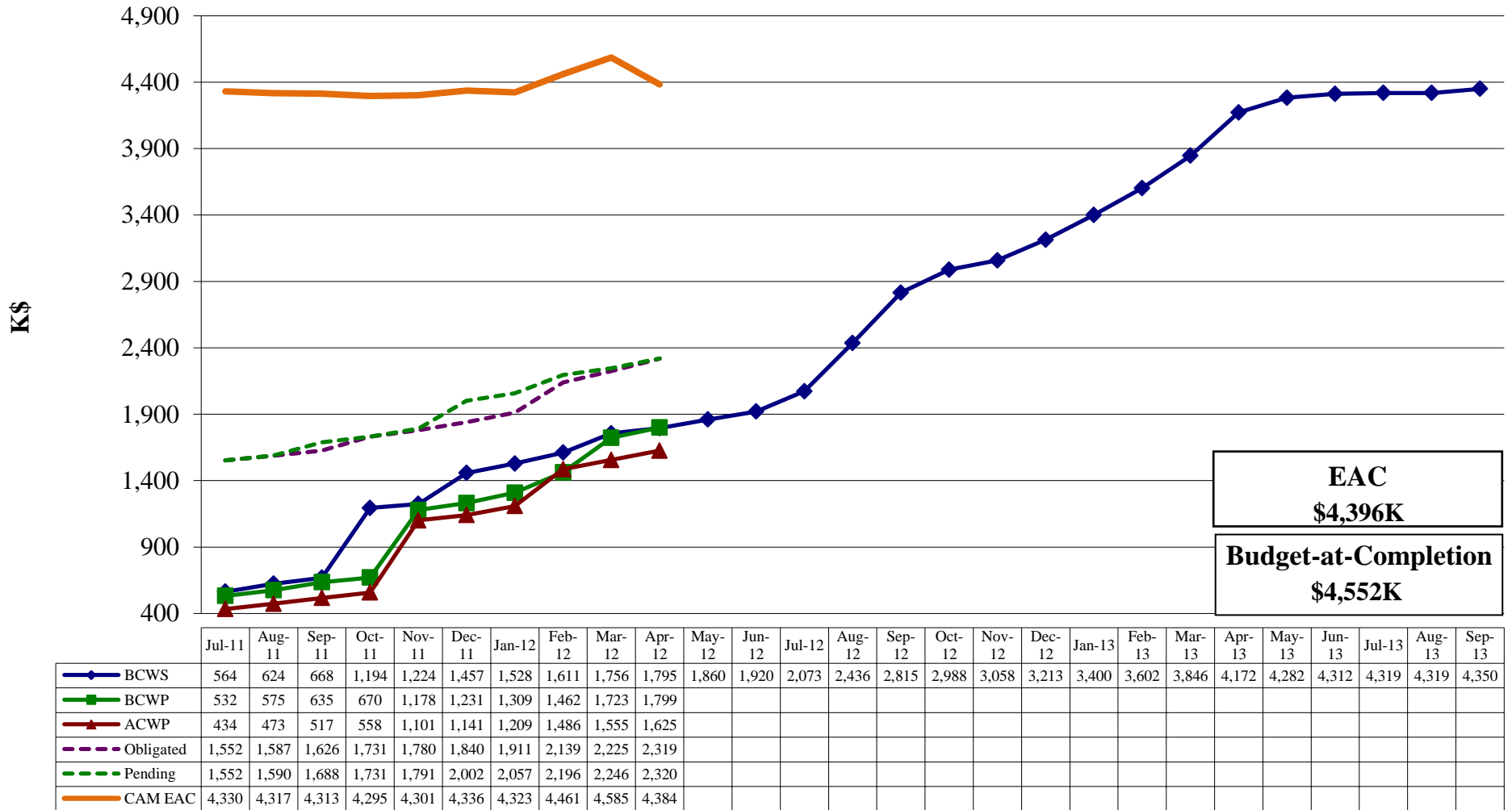


# 12 GeV 1.5.4.8 Full Crate Checks

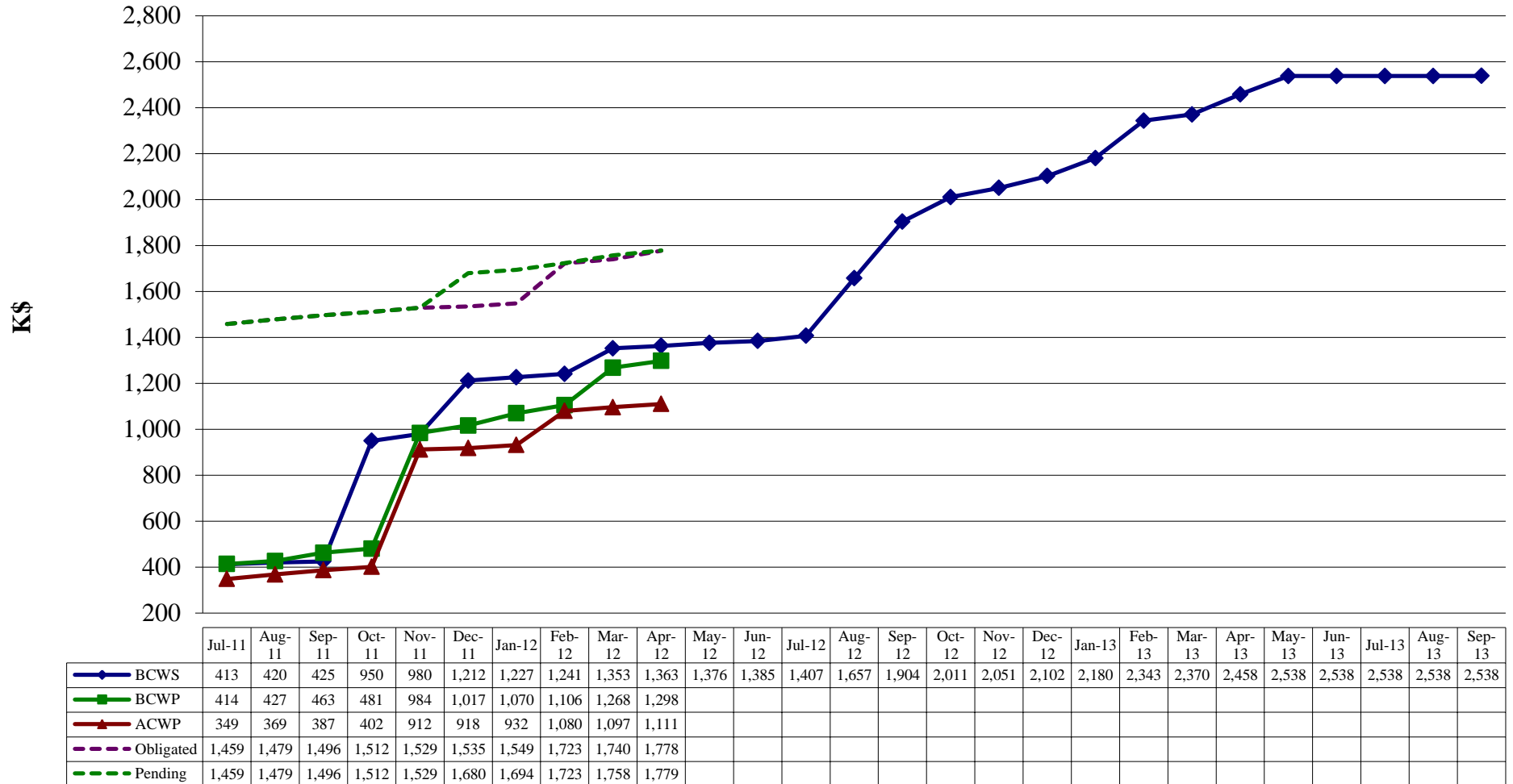
## Earned Value \$K



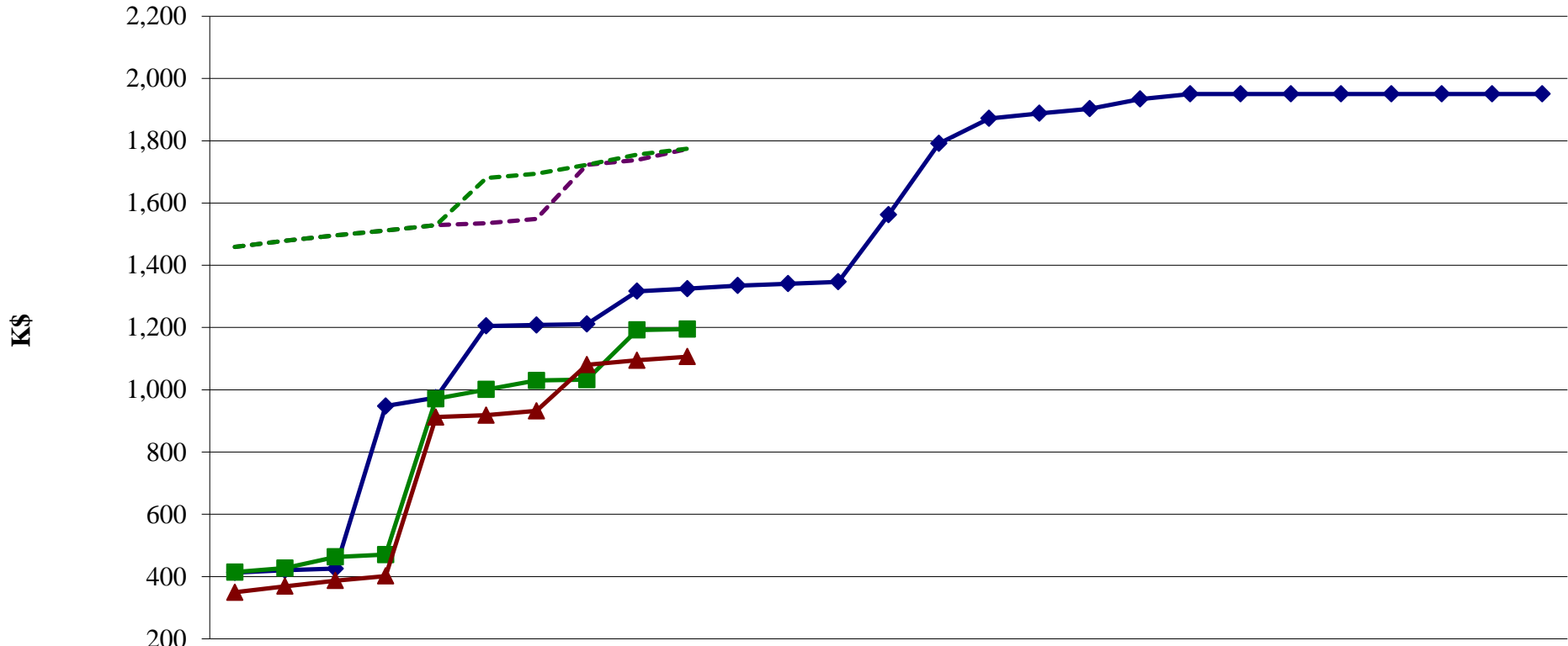
# 12 GeV 1.5.5 Beamline Earned Value \$K



# 12 GeV 1.5.5.1 Tagger Earned Value \$K

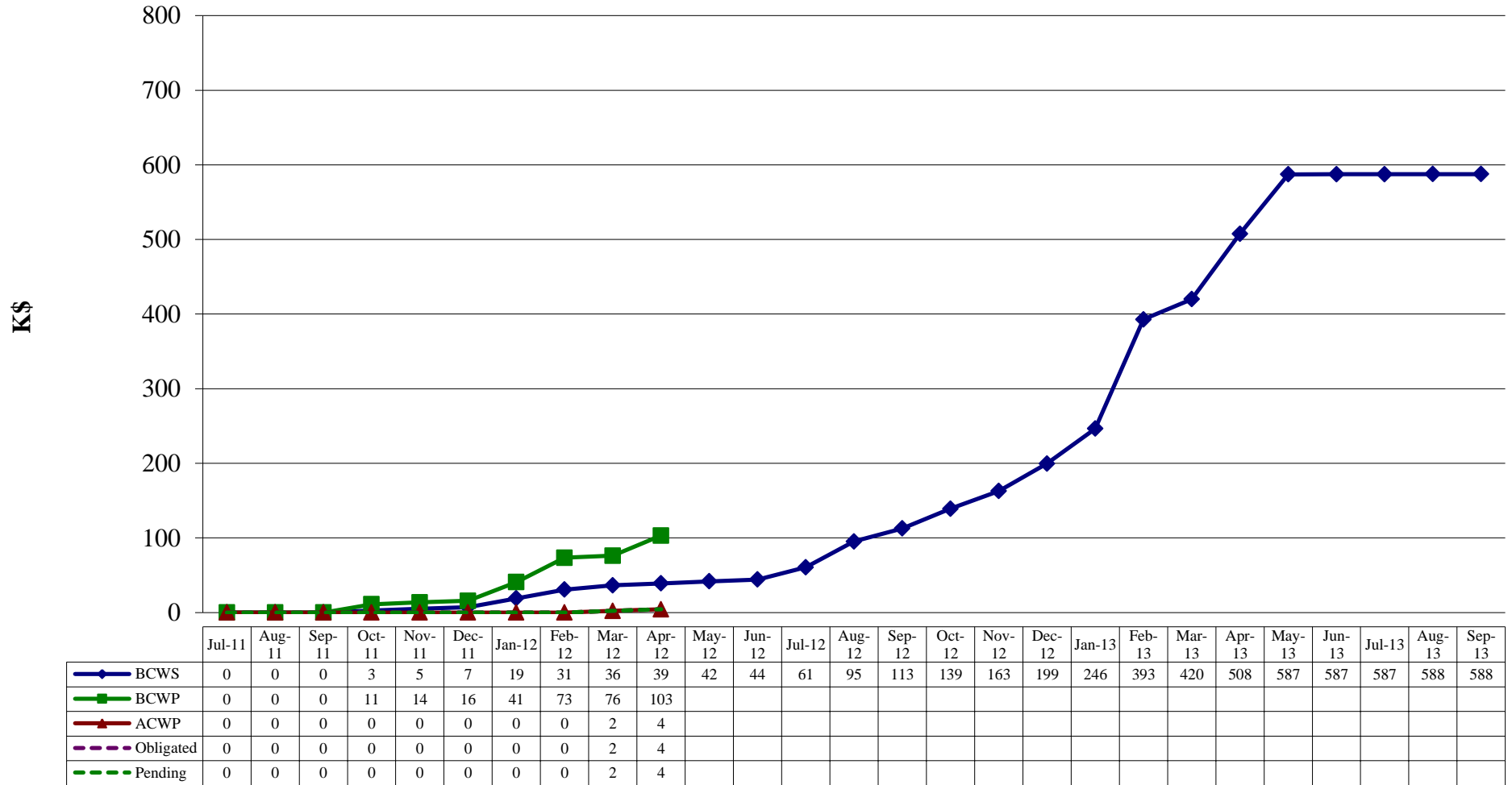


# 12 GeV 1.5.5.1.1 Tagging Magnet Earned Value \$K

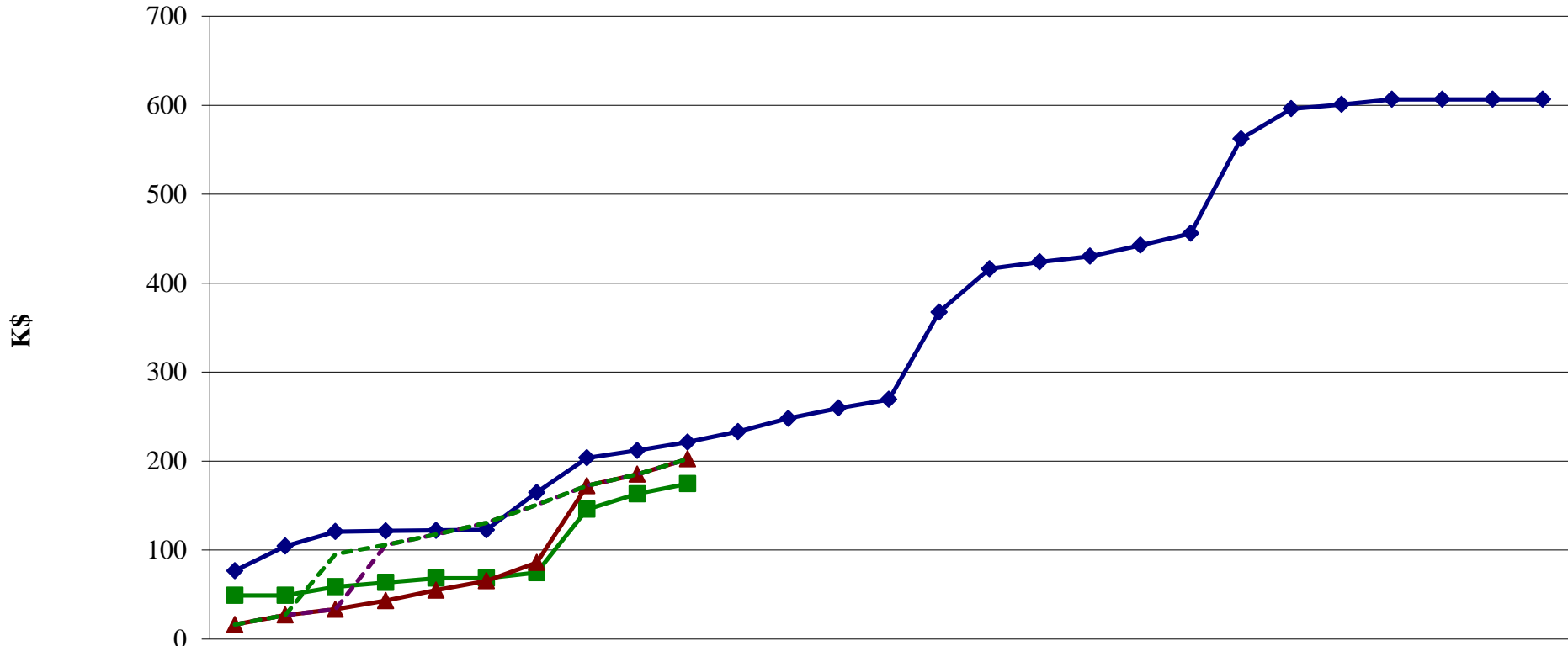


	Jul-11	Aug-11	Sep-11	Oct-11	Nov-11	Dec-11	Jan-12	Feb-12	Mar-12	Apr-12	May-12	Jun-12	Jul-12	Aug-12	Sep-12	Oct-12	Nov-12	Dec-12	Jan-13	Feb-13	Mar-13	Apr-13	May-13	Jun-13	Jul-13	Aug-13	Sep-13	
BCWS	413	420	425	947	974	1,205	1,208	1,211	1,316	1,325	1,335	1,341	1,347	1,562	1,791	1,872	1,888	1,903	1,934	1,950	1,950	1,950	1,950	1,950	1,950	1,950	1,950	1,950
BCWP	414	427	463	470	971	1,001	1,030	1,032	1,192	1,195																		
ACWP	349	369	387	402	912	918	932	1,080	1,095	1,106																		
Obligated	1,459	1,479	1,496	1,512	1,529	1,535	1,549	1,723	1,738	1,773																		
Pending	1,459	1,479	1,496	1,512	1,529	1,680	1,694	1,723	1,756	1,774																		

# 12 GeV 1.5.5.1.2 Hodoscope Earned Value \$K

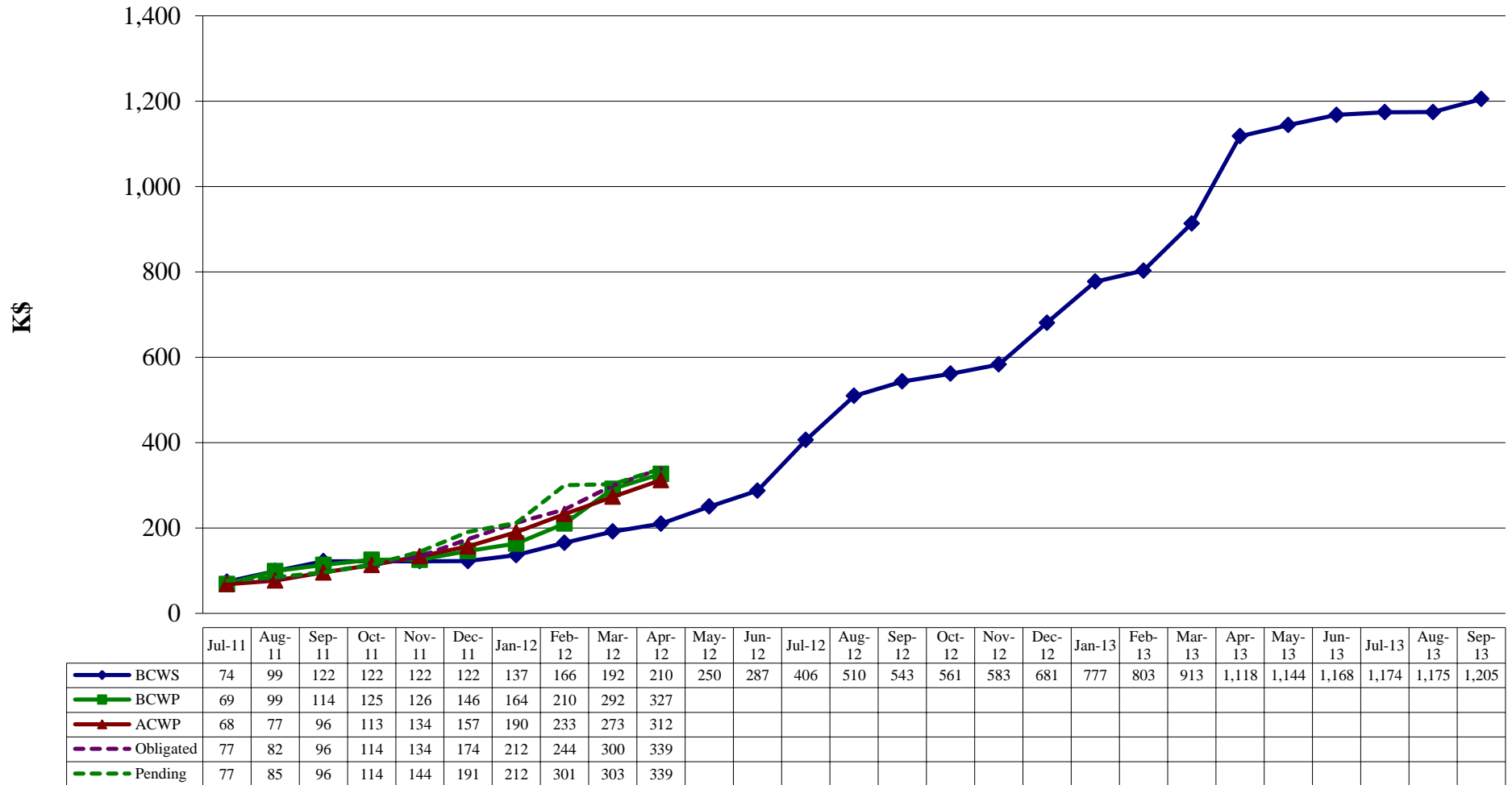


# 12 GeV 1.5.5.2 Target Earned Value \$K



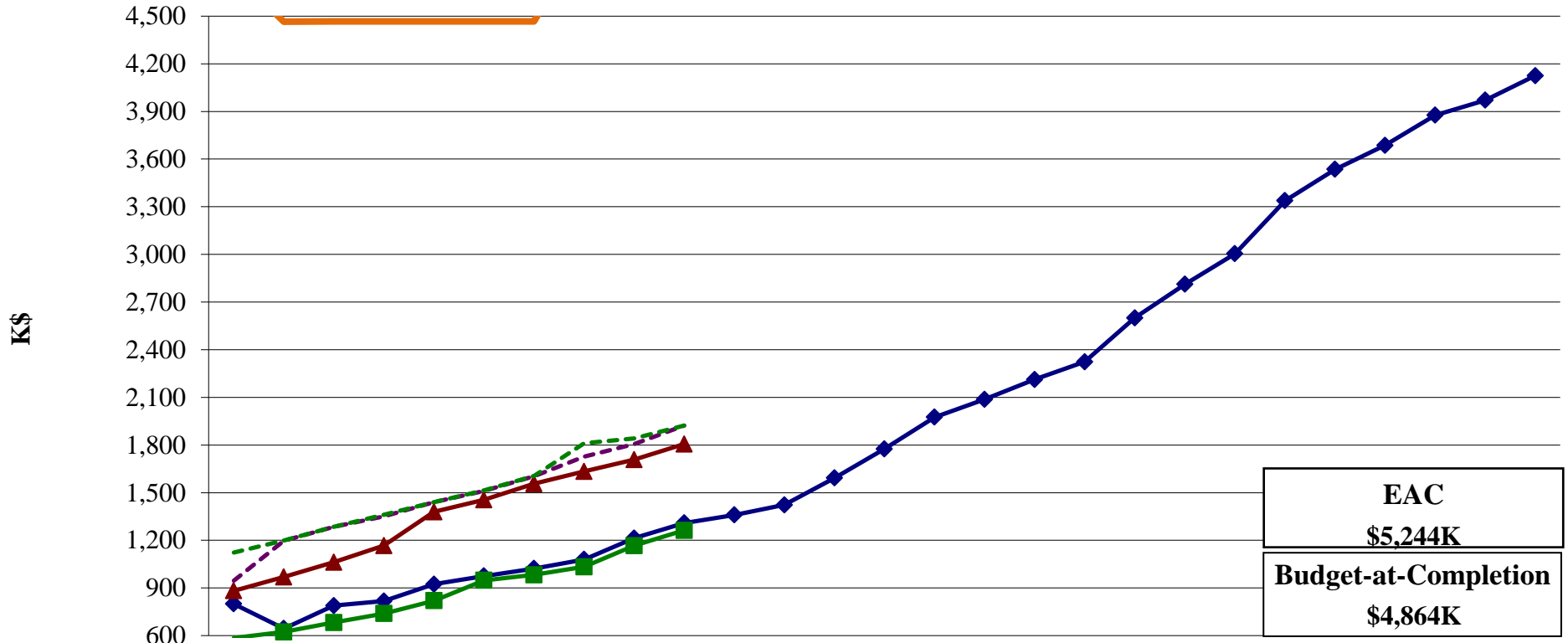
	Jul-11	Aug-11	Sep-11	Oct-11	Nov-11	Dec-11	Jan-12	Feb-12	Mar-12	Apr-12	May-12	Jun-12	Jul-12	Aug-12	Sep-12	Oct-12	Nov-12	Dec-12	Jan-13	Feb-13	Mar-13	Apr-13	May-13	Jun-13	Jul-13	Aug-13	Sep-13		
BCWS	77	104	121	122	122	123	165	204	212	221	233	248	260	269	368	416	424	430	443	456	562	596	601	607	607	607	607	607	
BCWP	49	49	59	64	68	68	75	146	163	175																			
ACWP	16	27	33	43	55	65	86	172	185	202																			
Obligated	16	27	33	106	118	131	151	172	185	202																			
Pending	16	27	96	106	118	131	151	172	185	202																			

# 12 GeV 1.5.5.3 Components Earned Value \$K



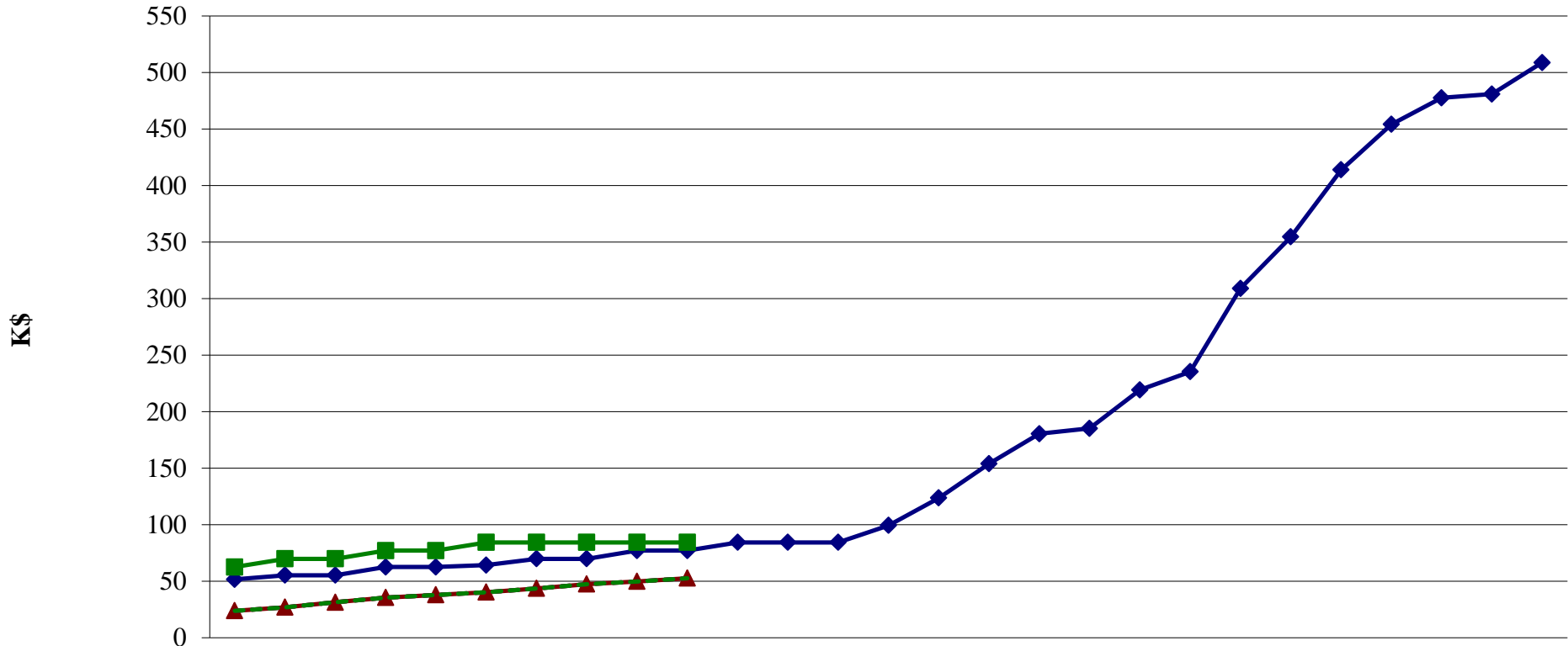


# 12 GeV 1.5.6 Infrastructure Earned Value \$K



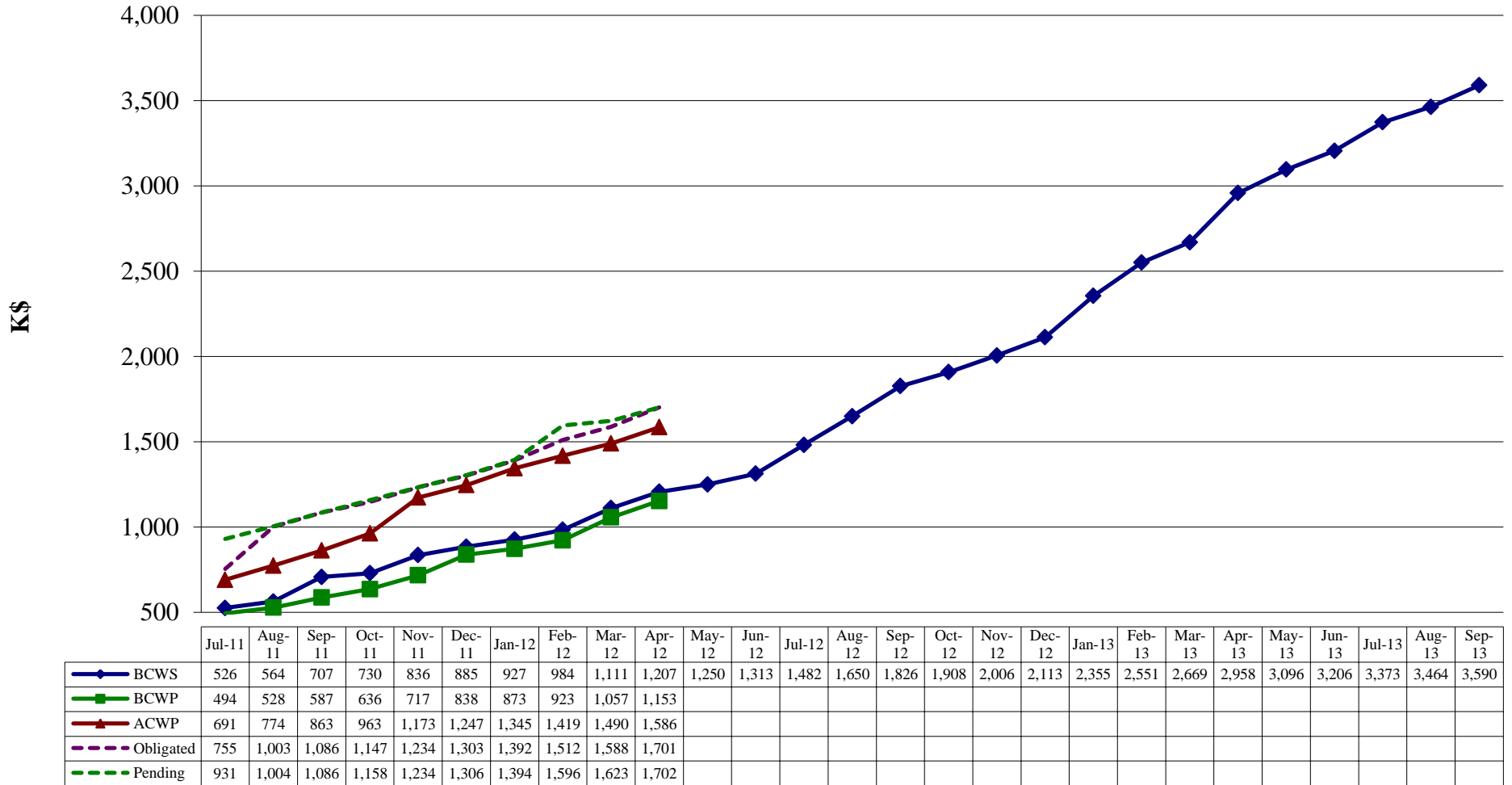
	Jul-11	Aug-11	Sep-11	Oct-11	Nov-11	Dec-11	Jan-12	Feb-12	Mar-12	Apr-12	May-12	Jun-12	Jul-12	Aug-12	Sep-12	Oct-12	Nov-12	Dec-12	Jan-13	Feb-13	Mar-13	Apr-13	May-13	Jun-13	Jul-13	Aug-13	Sep-13
BCWS	799	645	788	818	924	975	1,022	1,080	1,214	1,309	1,360	1,423	1,592	1,775	1,976	2,088	2,213	2,324	2,600	2,812	3,004	3,338	3,535	3,686	3,876	3,970	4,125
BCWP	585	623	683	739	820	948	982	1,033	1,167	1,263																	
ACWP	883	969	1,062	1,166	1,379	1,455	1,556	1,634	1,708	1,806																	
Obligated	947	1,198	1,285	1,350	1,440	1,511	1,603	1,727	1,805	1,922																	
Pending	1,123	1,199	1,285	1,362	1,440	1,514	1,606	1,811	1,841	1,922																	
CAM EAC	4,770	4,465	4,467	4,467	4,467	4,467	4,467	5,006	5,464	5,405																	

# 12 GeV 1.5.6.1 Assembly Earned Value \$K

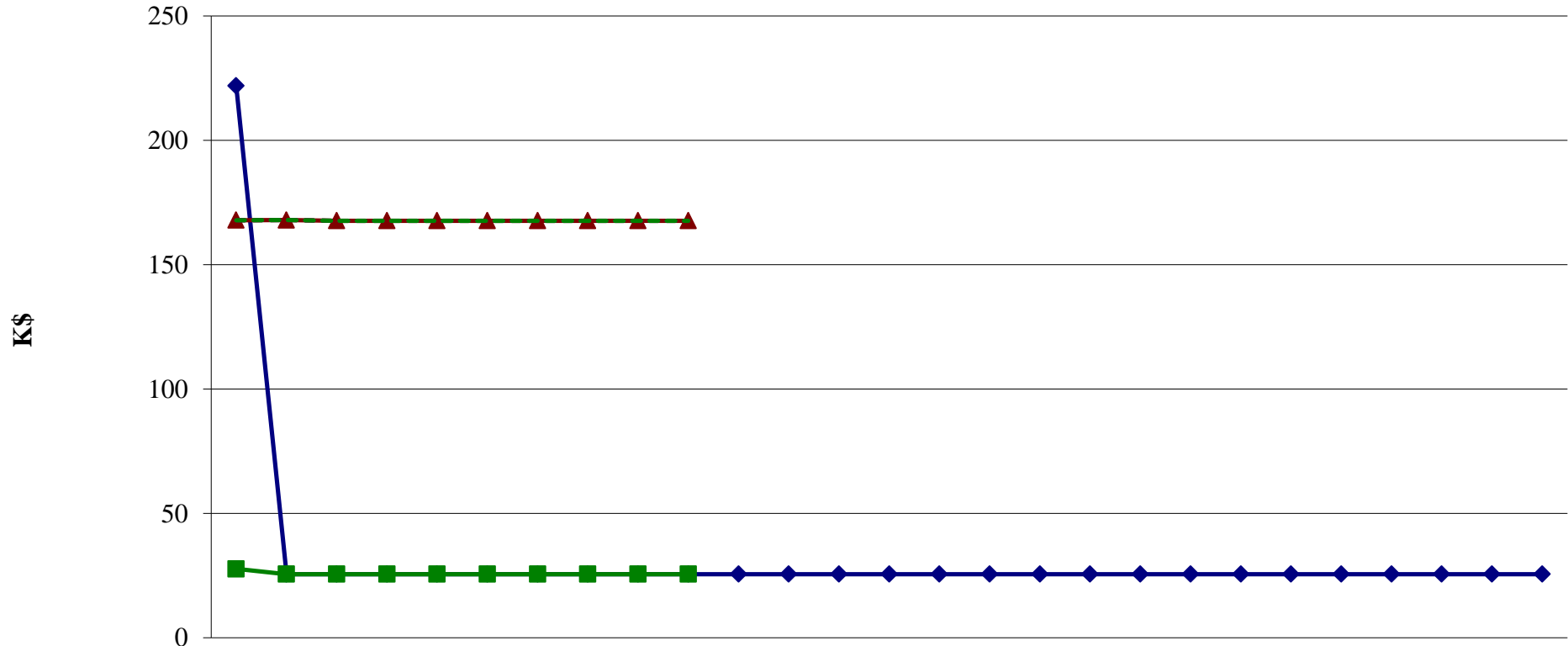


	Jul-11	Aug-11	Sep-11	Oct-11	Nov-11	Dec-11	Jan-12	Feb-12	Mar-12	Apr-12	May-12	Jun-12	Jul-12	Aug-12	Sep-12	Oct-12	Nov-12	Dec-12	Jan-13	Feb-13	Mar-13	Apr-13	May-13	Jun-13	Jul-13	Aug-13	Sep-13
BCWS	52	55	55	63	63	64	70	70	77	77	84	84	84	99	124	154	181	185	219	235	309	355	414	454	478	481	509
BCWP	63	70	70	77	77	84	84	84	84	84																	
ACWP	24	27	31	36	38	40	44	48	50	53																	
Obligated	24	27	31	36	38	40	44	48	50	53																	
Pending	24	27	31	36	38	40	44	48	50	53																	

# 12 GeV 1.5.6.2 Installation Earned Value \$K



# 12 GeV 1.5.6.3 Cryogenics Earned Value \$K



	Jul-11	Aug-11	Sep-11	Oct-11	Nov-11	Dec-11	Jan-12	Feb-12	Mar-12	Apr-12	May-12	Jun-12	Jul-12	Aug-12	Sep-12	Oct-12	Nov-12	Dec-12	Jan-13	Feb-13	Mar-13	Apr-13	May-13	Jun-13	Jul-13	Aug-13	Sep-13	
BCWS	222	26	26	26	26	26	26	26	26	26	26	26	26	26	26	26	26	26	26	26	26	26	26	26	26	26	26	26
BCWP	28	26	26	26	26	26	26	26	26	26	26	26	26	26	26	26	26	26	26	26	26	26	26	26	26	26	26	26
ACWP	168	168	168	168	168	168	168	168	168	168																		
Obligated	168	168	168	168	168	168	168	168	168	168																		
Pending	168	168	168	168	168	168	168	168	168	168																		

# 12 GeV 1.5.7 Spare Solenoid Earned Value \$K

