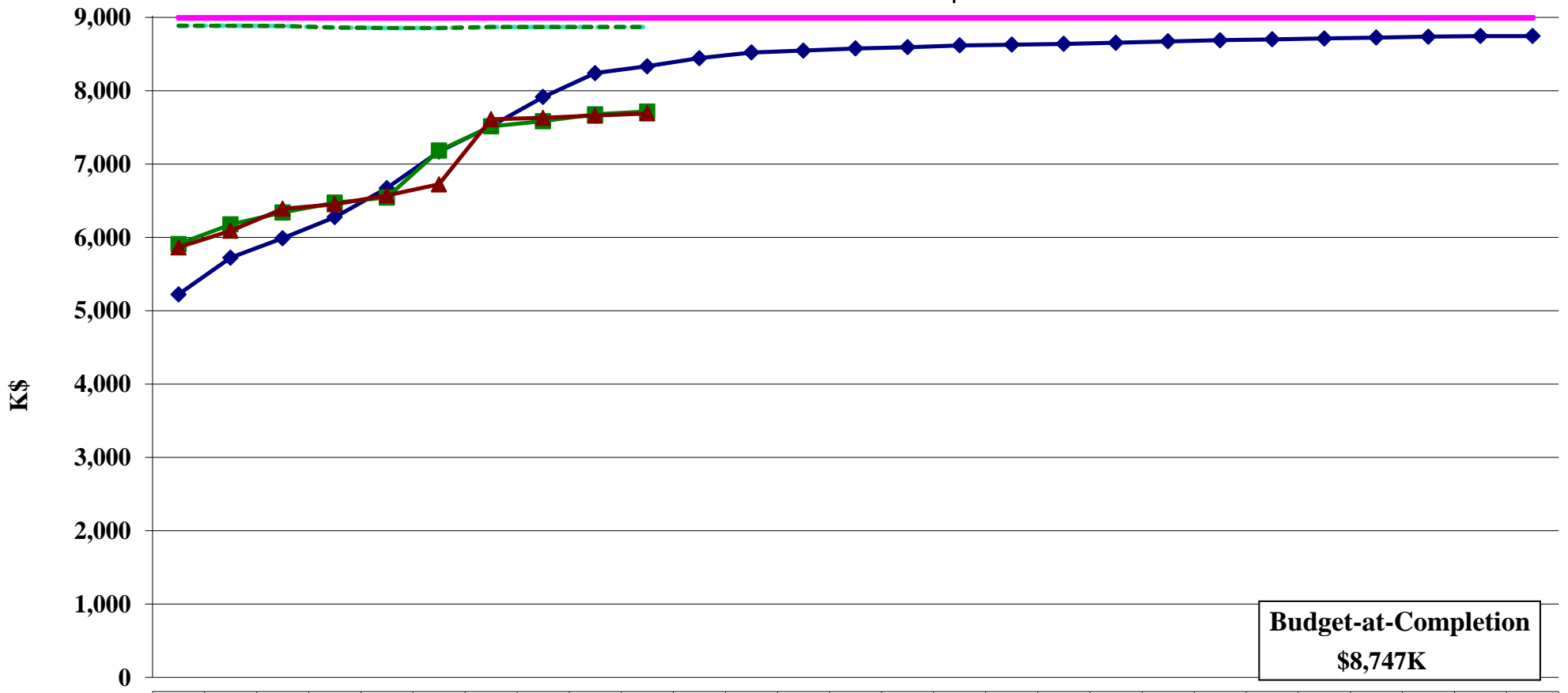


12 GeV 1.9 Work for Others

Earned Value \$K

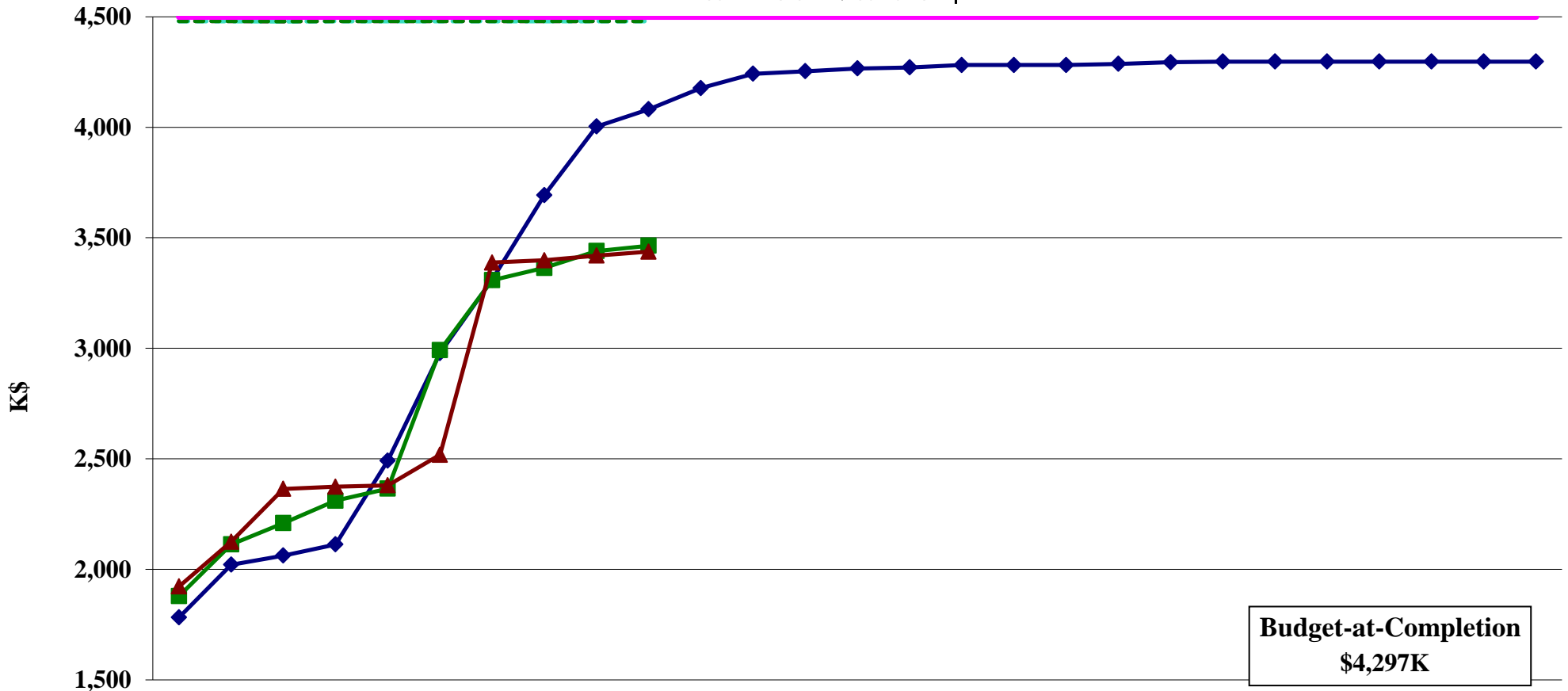


	Jul-11	Aug-11	Sep-11	Oct-11	Nov-11	Dec-11	Jan-12	Feb-12	Mar-12	Apr-12	May-12	Jun-12	Jul-12	Aug-12	Sep-12	Oct-12	Nov-12	Dec-12	Jan-13	Feb-13	Mar-13	Apr-13	May-13	Jun-13	Jul-13	Aug-13	Sep-13
BCWS	5,225	5,724	5,991	6,279	6,673	7,172	7,518	7,915	8,242	8,335	8,445	8,523	8,549	8,577	8,594	8,619	8,630	8,639	8,656	8,675	8,689	8,702	8,714	8,726	8,738	8,747	8,747
BCWP	5,911	6,178	6,342	6,475	6,546	7,185	7,516	7,587	7,679	7,717																	
ACWP	5,865	6,092	6,392	6,454	6,575	6,724	7,612	7,631	7,663	7,691																	
Obligated	8,887	8,886	8,883	8,863	8,856	8,856	8,871	8,870	8,870	8,870																	
FY11 Phased PO's	8,887	8,886	8,883	8,863	8,856	8,856	8,871	8,870	8,870	8,870																	
Pending	8,887	8,886	8,883	8,863	8,856	8,856	8,871	8,870	8,870	8,870																	
Funding	9,000	9,000	9,000	9,000	9,000	9,000	9,000	9,000	9,000	9,000	9,000	9,000	9,000	9,000	9,000	9,000	9,000	9,000	9,000	9,000	9,000	9,000	9,000	9,000	9,000	9,000	9,000

Budget-at-Completion
\$8,747K

12 GeV 1.9.5 Hall D Exp Equip

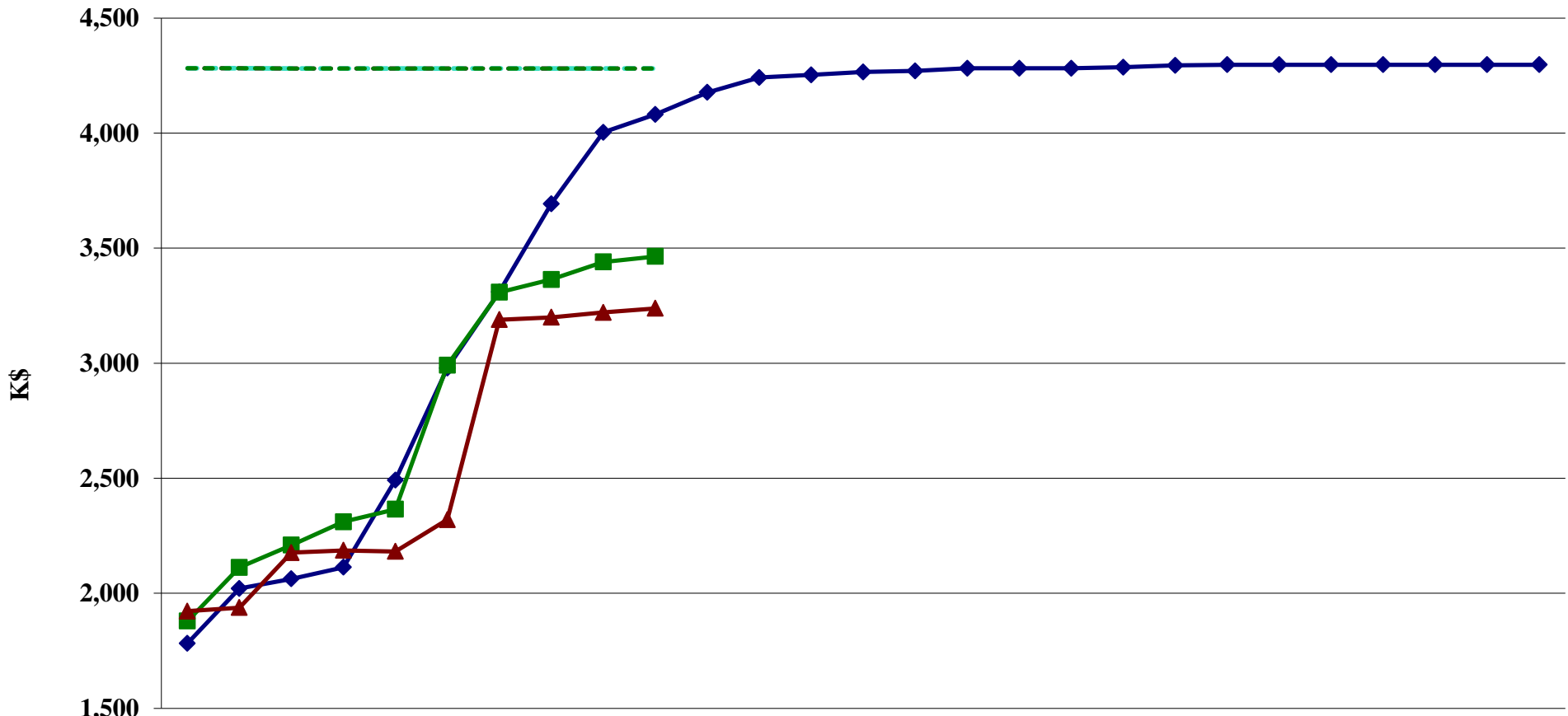
Earned Value \$K



	Jul-11	Aug-11	Sep-11	Oct-11	Nov-11	Dec-11	Jan-12	Feb-12	Mar-12	Apr-12	May-12	Jun-12	Jul-12	Aug-12	Sep-12	Oct-12	Nov-12	Dec-12	Jan-13	Feb-13	Mar-13	Apr-13	May-13	Jun-13	Jul-13	Aug-13	Sep-13	
BCWS	1,782	2,021	2,063	2,113	2,492	2,979	3,310	3,693	4,003	4,081	4,177	4,242	4,253	4,266	4,270	4,282	4,282	4,282	4,287	4,294	4,297	4,297	4,297	4,297	4,297	4,297	4,297	4,297
BCWP	1,879	2,113	2,209	2,311	2,365	2,991	3,308	3,364	3,440	3,464																		
ACWP	1,922	2,125	2,364	2,374	2,380	2,518	3,388	3,398	3,419	3,437																		
Obligated	4,480	4,480	4,479	4,480	4,480	4,480	4,480	4,480	4,480	4,480																		
FY11 Phased PO's	4,480	4,480	4,479	4,480	4,480	4,480	4,480	4,480	4,480	4,480																		
Pending	4,480	4,480	4,479	4,480	4,480	4,480	4,480	4,480	4,480	4,480																		
Funding	4,500	4,500	4,500	4,500	4,500	4,500	4,500	4,500	4,500	4,500	4,500	4,500	4,500	4,500	4,500	4,500	4,500	4,500	4,500	4,500	4,500	4,500	4,500	4,500	4,500	4,500	4,500	4,500

12 GeV 1.9.5.2 Hall D Detectors

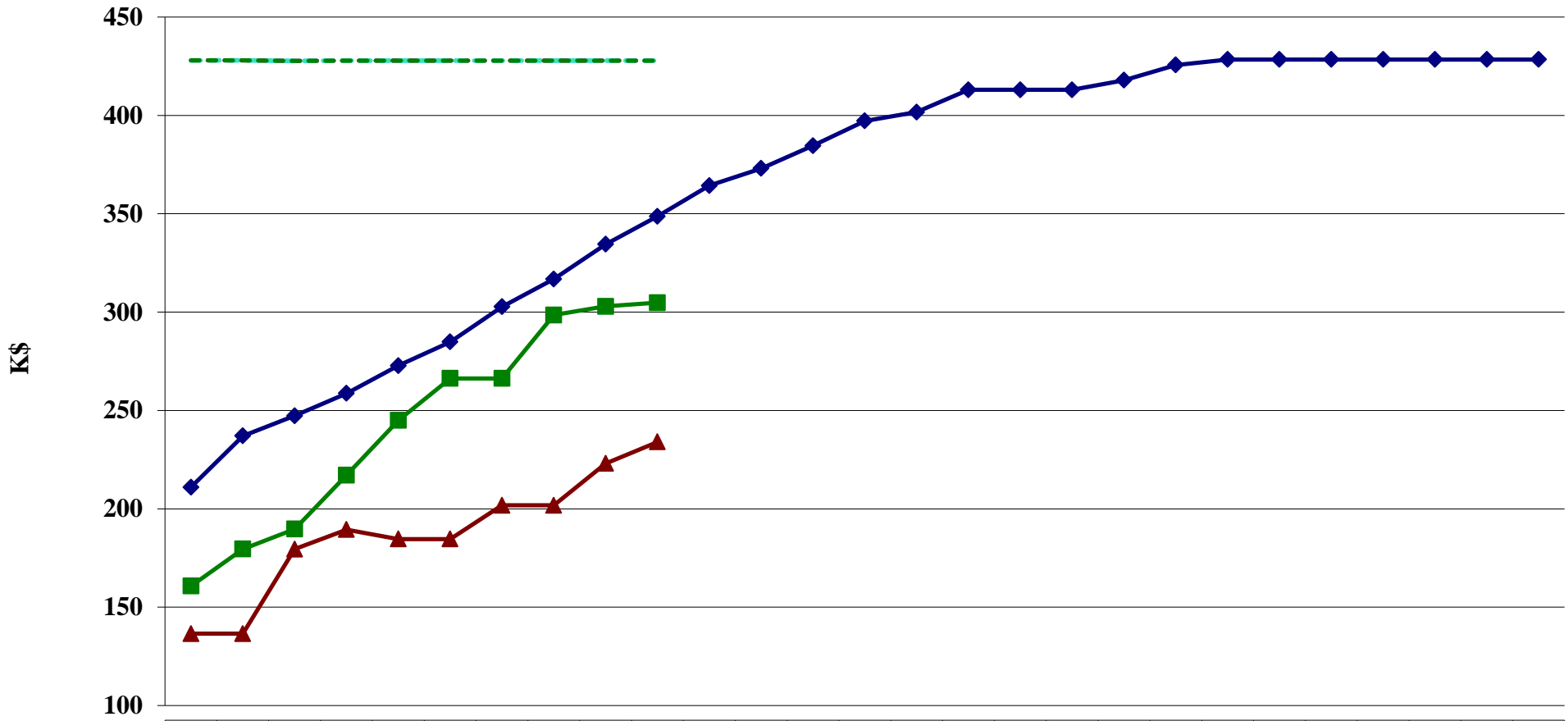
Earned Value \$K



	Jul-11	Aug-11	Sep-11	Oct-11	Nov-11	Dec-11	Jan-12	Feb-12	Mar-12	Apr-12	May-12	Jun-12	Jul-12	Aug-12	Sep-12	Oct-12	Nov-12	Dec-12	Jan-13	Feb-13	Mar-13	Apr-13	May-13	Jun-13	Jul-13	Aug-13	Sep-13	
BCWS	1,782	2,021	2,063	2,113	2,492	2,979	3,310	3,693	4,003	4,081	4,177	4,242	4,253	4,266	4,270	4,282	4,282	4,282	4,287	4,294	4,297	4,297	4,297	4,297	4,297	4,297	4,297	4,297
BCWP	1,879	2,113	2,209	2,311	2,365	2,991	3,308	3,364	3,440	3,464																		
ACWP	1,922	1,938	2,177	2,187	2,182	2,320	3,189	3,200	3,221	3,238																		
Obligated	4,282	4,282	4,281	4,281	4,281	4,281	4,281	4,281	4,281	4,281																		
FY11 Phased PO's	4,282	4,282	4,281	4,281	4,281	4,281	4,281	4,281	4,281	4,281																		
Pending	4,282	4,282	4,281	4,281	4,281	4,281	4,281	4,281	4,281	4,281																		

12 GeV 1.9.5.2.1 Hall D Tracking

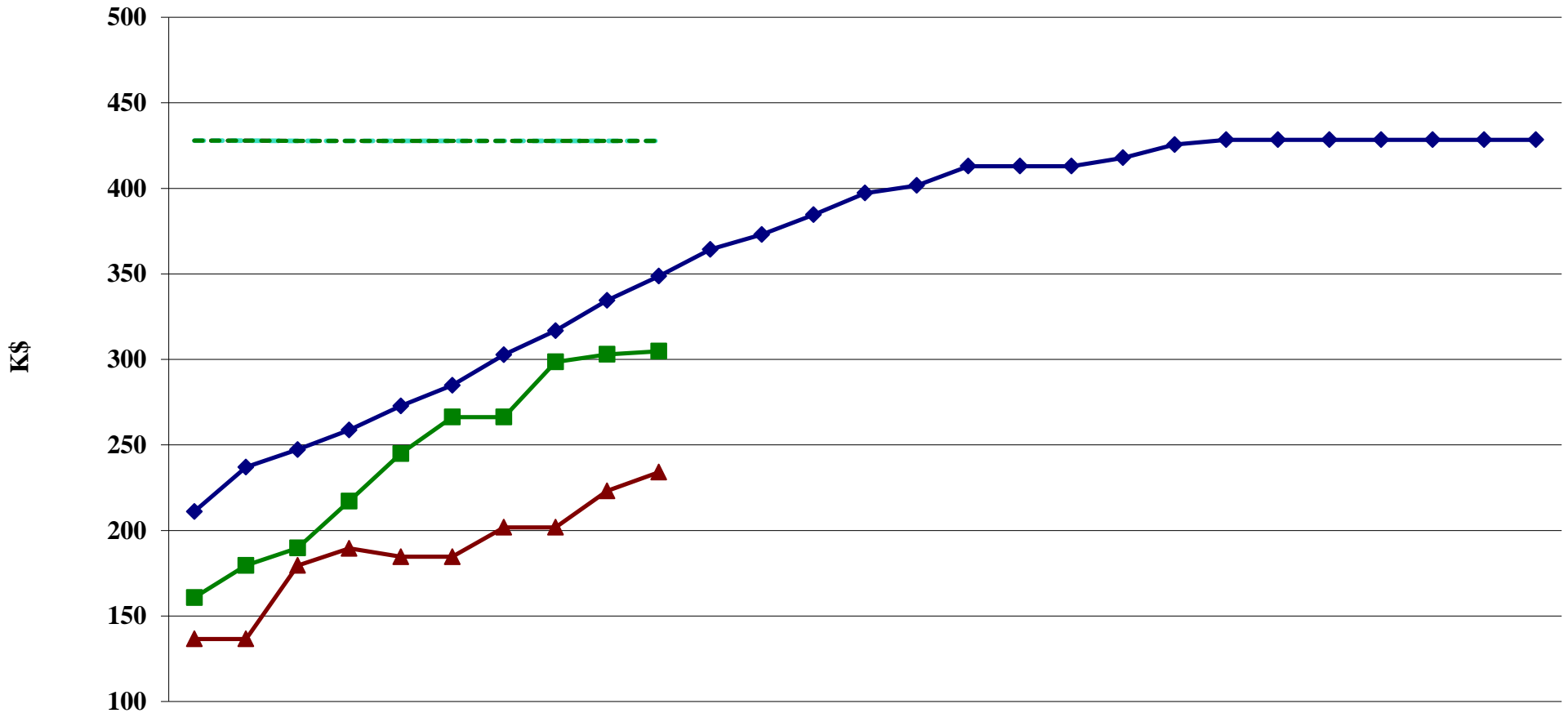
Earned Value \$K



	Jul-11	Aug-11	Sep-11	Oct-11	Nov-11	Dec-11	Jan-12	Feb-12	Mar-12	Apr-12	May-12	Jun-12	Jul-12	Aug-12	Sep-12	Oct-12	Nov-12	Dec-12	Jan-13	Feb-13	Mar-13	Apr-13	May-13	Jun-13	Jul-13	Aug-13	Sep-13	
BCWS	211	237	247	259	273	285	303	317	334	349	364	373	385	397	402	413	413	413	418	426	428	428	428	428	428	428	428	428
BCWP	161	180	190	217	245	266	266	299	303	305																		
ACWP	137	137	180	189	185	185	202	202	223	234																		
Obligated	428	428	428	428	428	428	428	428	428	428																		
FY11 Phased PO's	428	428	428	428	428	428	428	428	428	428																		
Pending	428	428	428	428	428	428	428	428	428	428																		

12 GeV 1.9.5.2.1.2 Hall D Central Chambers

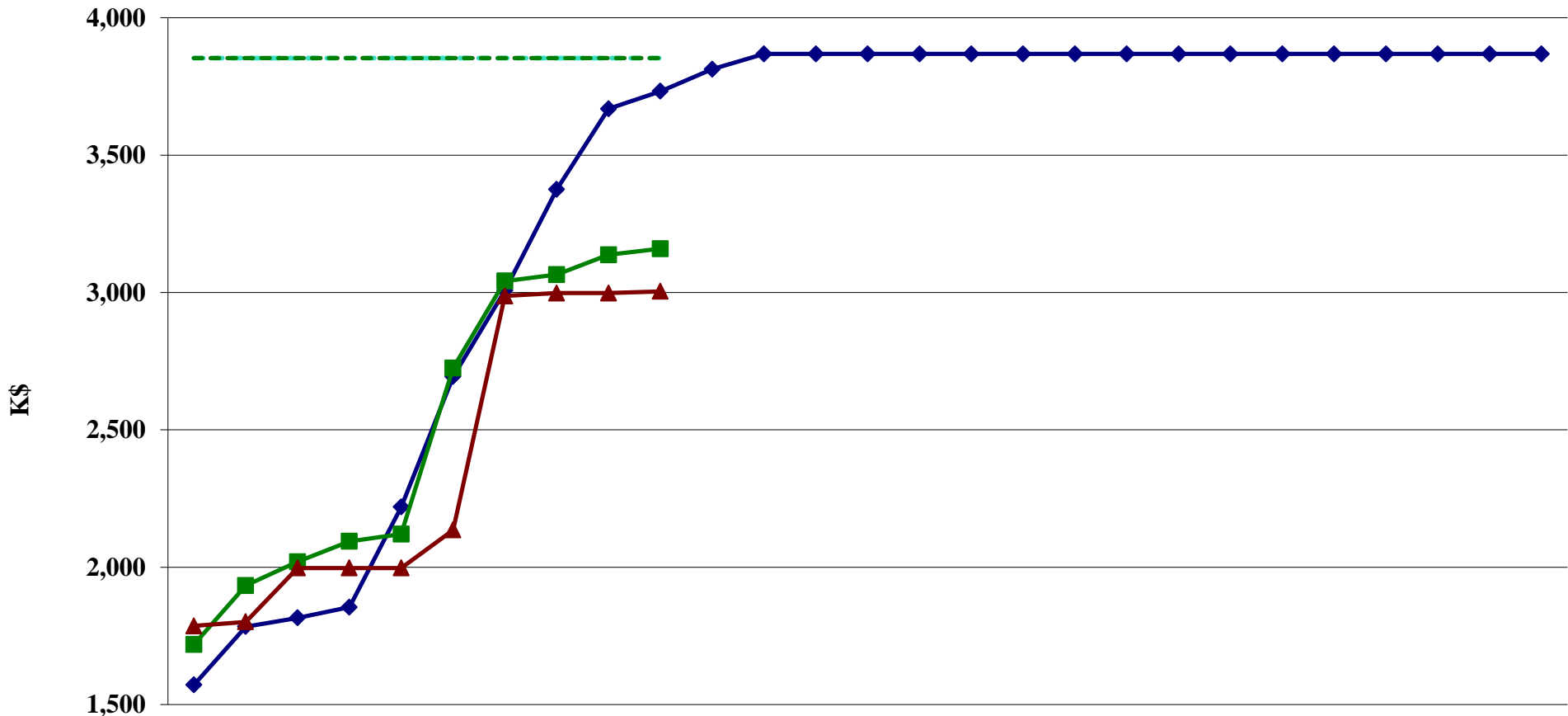
Earned Value \$K



	Jul-11	Aug-11	Sep-11	Oct-11	Nov-11	Dec-11	Jan-12	Feb-12	Mar-12	Apr-12	May-12	Jun-12	Jul-12	Aug-12	Sep-12	Oct-12	Nov-12	Dec-12	Jan-13	Feb-13	Mar-13	Apr-13	May-13	Jun-13	Jul-13	Aug-13	Sep-13	
BCWS	211	237	247	259	273	285	303	317	334	349	364	373	385	397	402	413	413	413	418	426	428	428	428	428	428	428	428	428
BCWP	161	180	190	217	245	266	266	299	303	305																		
ACWP	137	137	180	189	185	185	202	202	223	234																		
Obligated	428	428	428	428	428	428	428	428	428	428																		
FY11 Phased PO's	428	428	428	428	428	428	428	428	428	428																		
Pending	428	428	428	428	428	428	428	428	428	428																		

12 GeV 1.9.5.2.2 Hall D Calorimetry

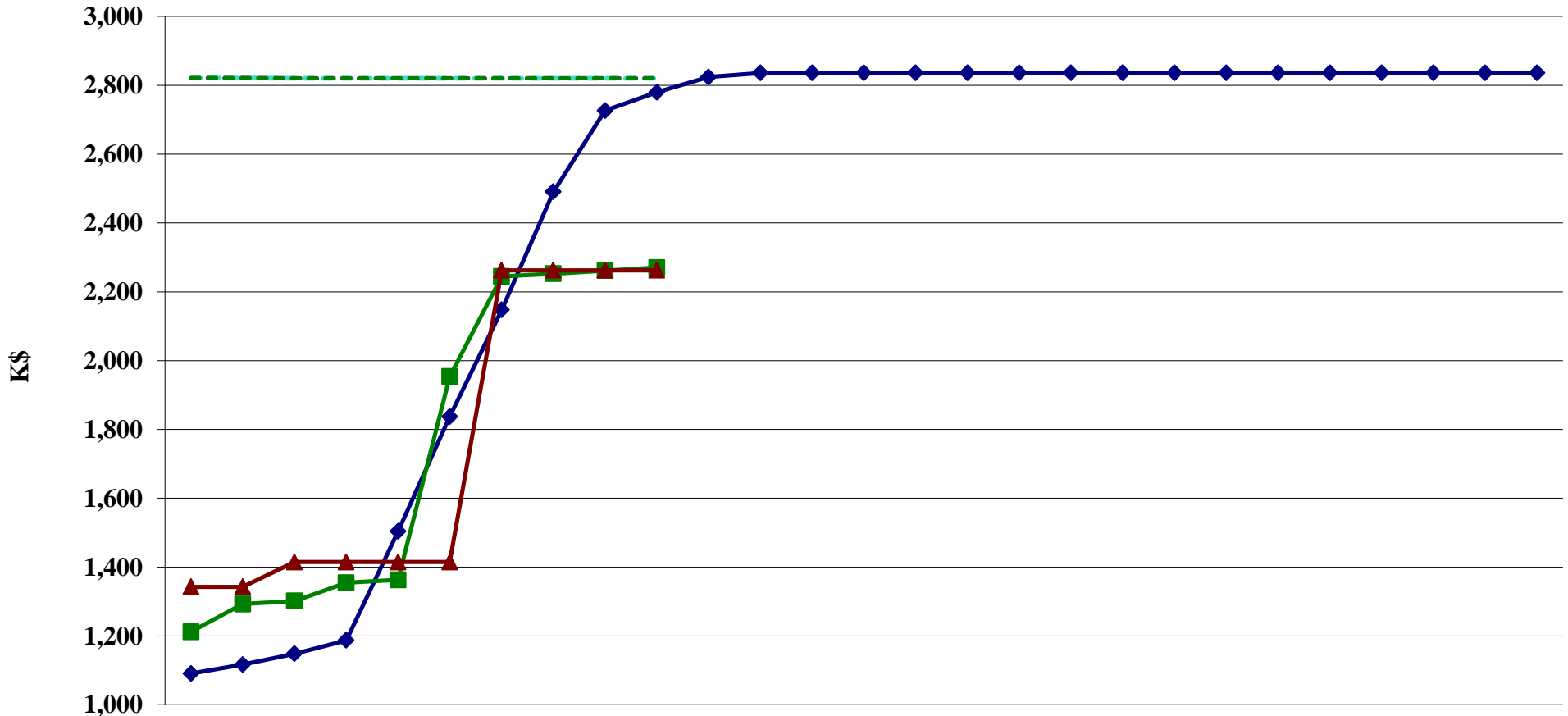
Earned Value \$K



	Jul-11	Aug-11	Sep-11	Oct-11	Nov-11	Dec-11	Jan-12	Feb-12	Mar-12	Apr-12	May-12	Jun-12	Jul-12	Aug-12	Sep-12	Oct-12	Nov-12	Dec-12	Jan-13	Feb-13	Mar-13	Apr-13	May-13	Jun-13	Jul-13	Aug-13	Sep-13	
BCWS	1,571	1,784	1,815	1,854	2,219	2,694	3,007	3,376	3,669	3,733	3,813	3,869	3,869	3,869	3,869	3,869	3,869	3,869	3,869	3,869	3,869	3,869	3,869	3,869	3,869	3,869	3,869	3,869
BCWP	1,718	1,933	2,019	2,094	2,120	2,725	3,042	3,065	3,137	3,159																		
ACWP	1,786	1,801	1,997	1,997	1,997	2,135	2,987	2,998	2,998	3,004																		
Obligated	3,854	3,854	3,853	3,853	3,853	3,853	3,853	3,853	3,853	3,853																		
FY11 Phased PO's	3,854	3,854	3,853	3,853	3,853	3,853	3,853	3,853	3,853	3,853																		
Pending	3,854	3,854	3,853	3,853	3,853	3,853	3,853	3,853	3,853	3,853																		

12 GeV 1.9.5.2.2.1 Hall D BCal

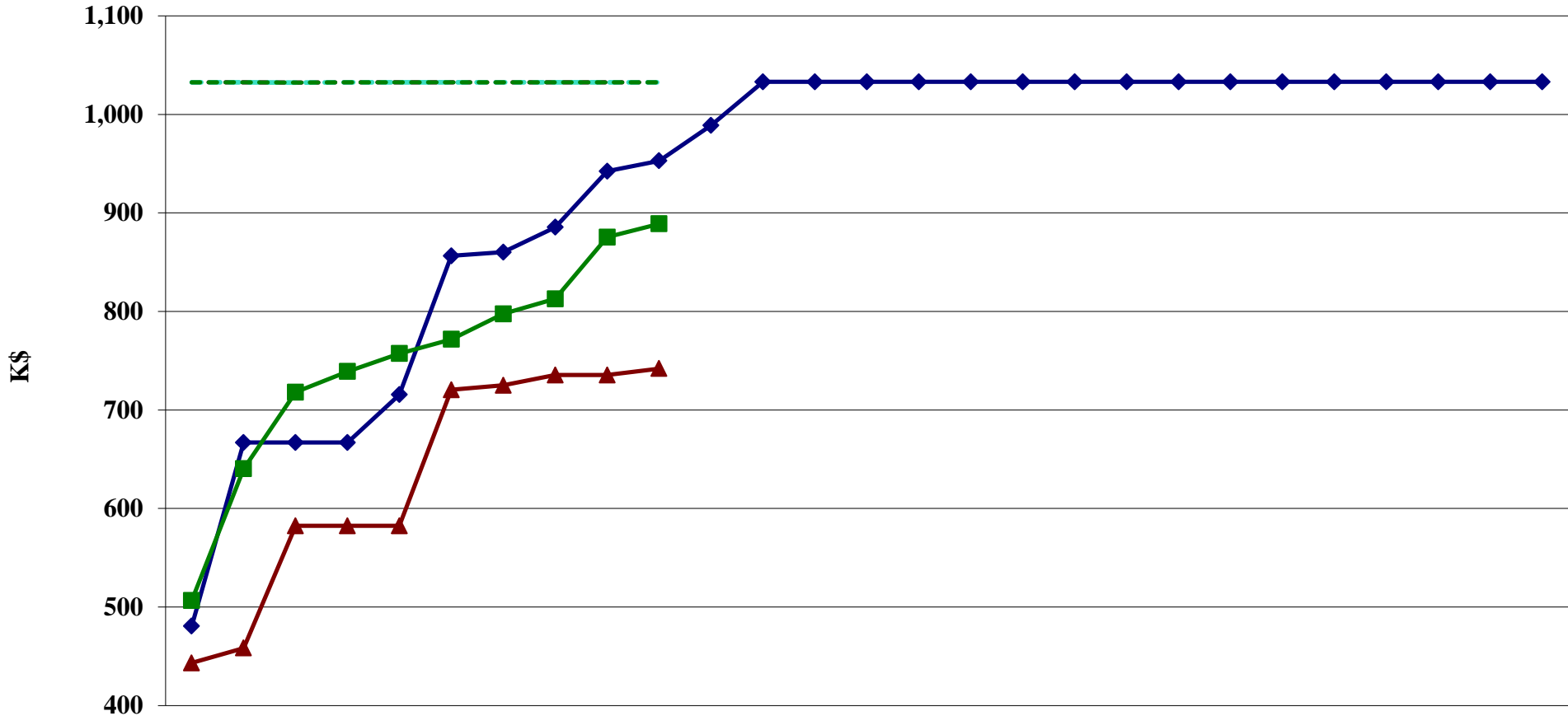
Earned Value \$K



	Jul-11	Aug-11	Sep-11	Oct-11	Nov-11	Dec-11	Jan-12	Feb-12	Mar-12	Apr-12	May-12	Jun-12	Jul-12	Aug-12	Sep-12	Oct-12	Nov-12	Dec-12	Jan-13	Feb-13	Mar-13	Apr-13	May-13	Jun-13	Jul-13	Aug-13	Sep-13	
BCWS	1,091	1,117	1,148	1,187	1,504	1,837	2,147	2,490	2,726	2,780	2,824	2,836	2,836	2,836	2,836	2,836	2,836	2,836	2,836	2,836	2,836	2,836	2,836	2,836	2,836	2,836	2,836	2,836
BCWP	1,212	1,293	1,301	1,355	1,363	1,953	2,244	2,253	2,262	2,271																		
ACWP	1,343	1,343	1,415	1,415	1,415	1,415	2,262	2,262	2,262	2,262																		
Obligated	2,821	2,821	2,821	2,821	2,821	2,821	2,821	2,821	2,821	2,821																		
FY11 Phased PO's	2,821	2,821	2,821	2,821	2,821	2,821	2,821	2,821	2,821	2,821																		
Pending	2,821	2,821	2,821	2,821	2,821	2,821	2,821	2,821	2,821	2,821																		

12 GeV 1.9.5.2.2.2 Hall D FCal

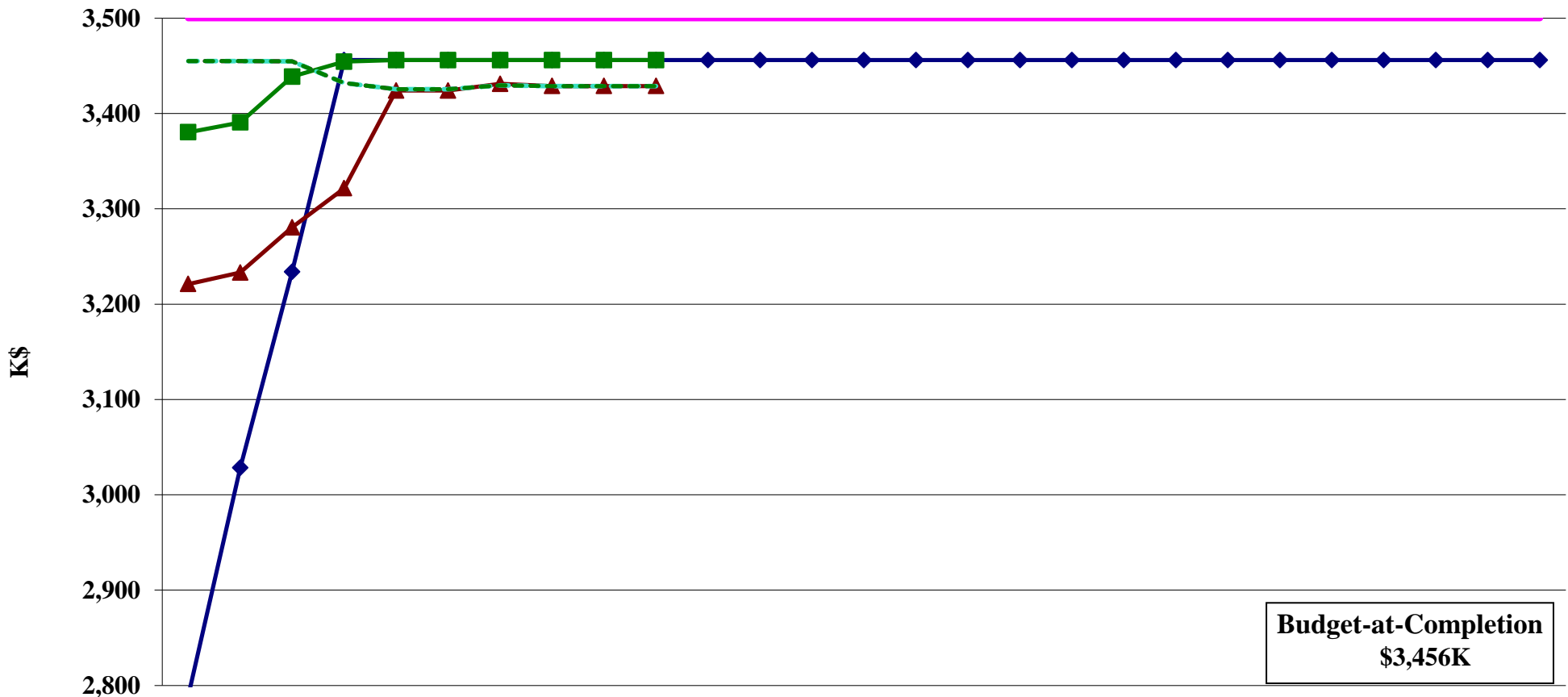
Earned Value \$K



	Jul-11	Aug-11	Sep-11	Oct-11	Nov-11	Dec-11	Jan-12	Feb-12	Mar-12	Apr-12	May-12	Jun-12	Jul-12	Aug-12	Sep-12	Oct-12	Nov-12	Dec-12	Jan-13	Feb-13	Mar-13	Apr-13	May-13	Jun-13	Jul-13	Aug-13	Sep-13	
BCWS	481	667	667	667	715	856	860	886	942	953	989	1,033	1,033	1,033	1,033	1,033	1,033	1,033	1,033	1,033	1,033	1,033	1,033	1,033	1,033	1,033	1,033	1,033
BCWP	506	640	718	739	757	772	797	813	875	889																		
ACWP	443	458	582	582	582	720	725	735	735	742																		
Obligated	1,033	1,033	1,032	1,033	1,033	1,033	1,033	1,033	1,033	1,033																		
FY11 Phased PO's	1,033	1,033	1,032	1,033	1,033	1,033	1,033	1,033	1,033	1,033																		
Pending	1,033	1,033	1,032	1,033	1,033	1,033	1,033	1,033	1,033	1,033																		

12 GeV 1.9.6 N&S LCW

Earned Value \$K

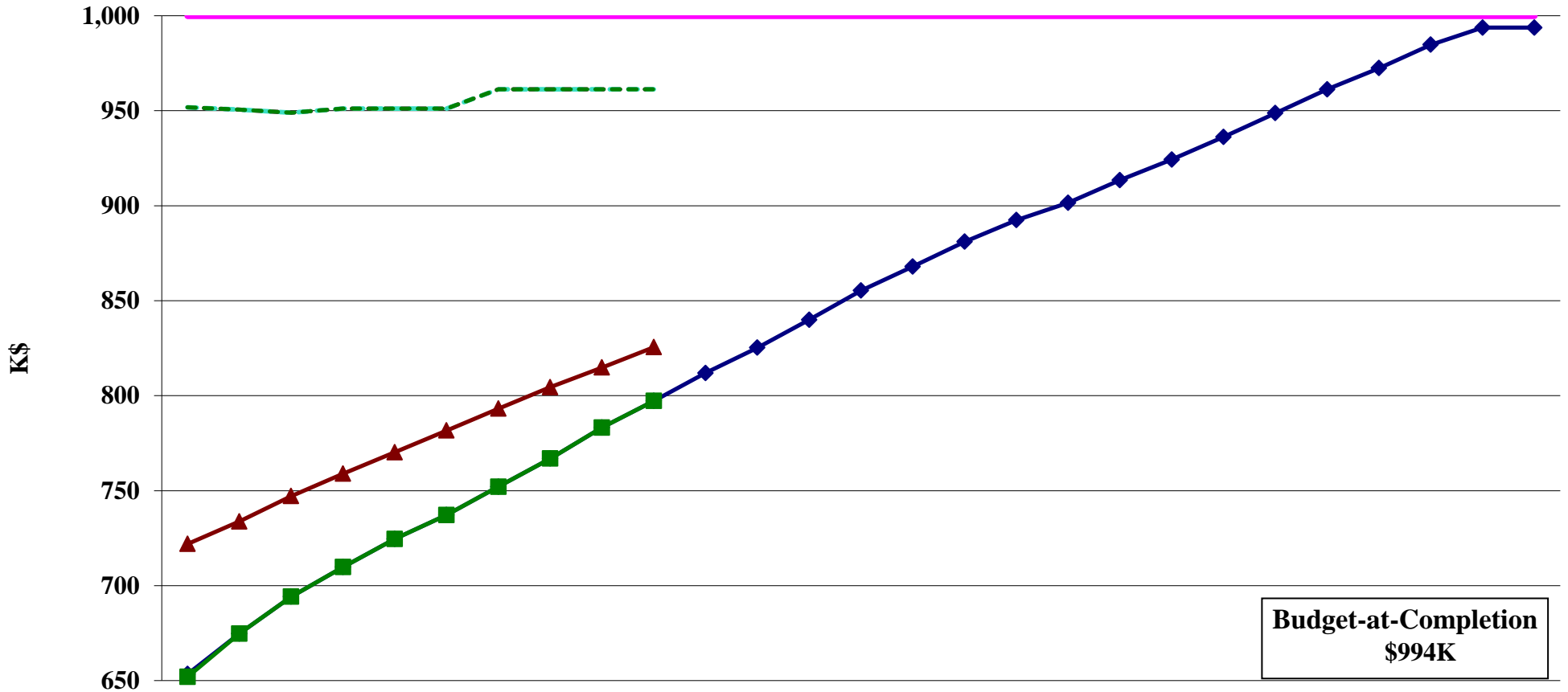


Budget-at-Completion
\$3,456K

	Jul-11	Aug-11	Sep-11	Oct-11	Nov-11	Dec-11	Jan-12	Feb-12	Mar-12	Apr-12	May-12	Jun-12	Jul-12	Aug-12	Sep-12	Oct-12	Nov-12	Dec-12	Jan-13	Feb-13	Mar-13	Apr-13	May-13	Jun-13	Jul-13	Aug-13	Sep-13	
BCWS	2,789	3,028	3,234	3,456	3,456	3,456	3,456	3,456	3,456	3,456	3,456	3,456	3,456	3,456	3,456	3,456	3,456	3,456	3,456	3,456	3,456	3,456	3,456	3,456	3,456	3,456	3,456	3,456
BCWP	3,380	3,391	3,439	3,454	3,456	3,456	3,456	3,456	3,456	3,456																		
ACWP	3,221	3,233	3,281	3,322	3,424	3,424	3,431	3,429	3,429	3,429																		
Obligated	3,455	3,455	3,455	3,432	3,425	3,425	3,430	3,429	3,429	3,429																		
FY11 Phased PO's	3,455	3,455	3,455	3,432	3,425	3,425	3,430	3,429	3,429	3,429																		
Pending	3,455	3,455	3,455	3,432	3,425	3,425	3,430	3,429	3,429	3,429																		
Funding	3,500	3,500	3,500	3,500	3,500	3,500	3,500	3,500	3,500	3,500	3,500	3,500	3,500	3,500	3,500	3,500	3,500	3,500	3,500	3,500	3,500	3,500	3,500	3,500	3,500	3,500	3,500	3,500

12 GeV 1.9.7 Infrastructure

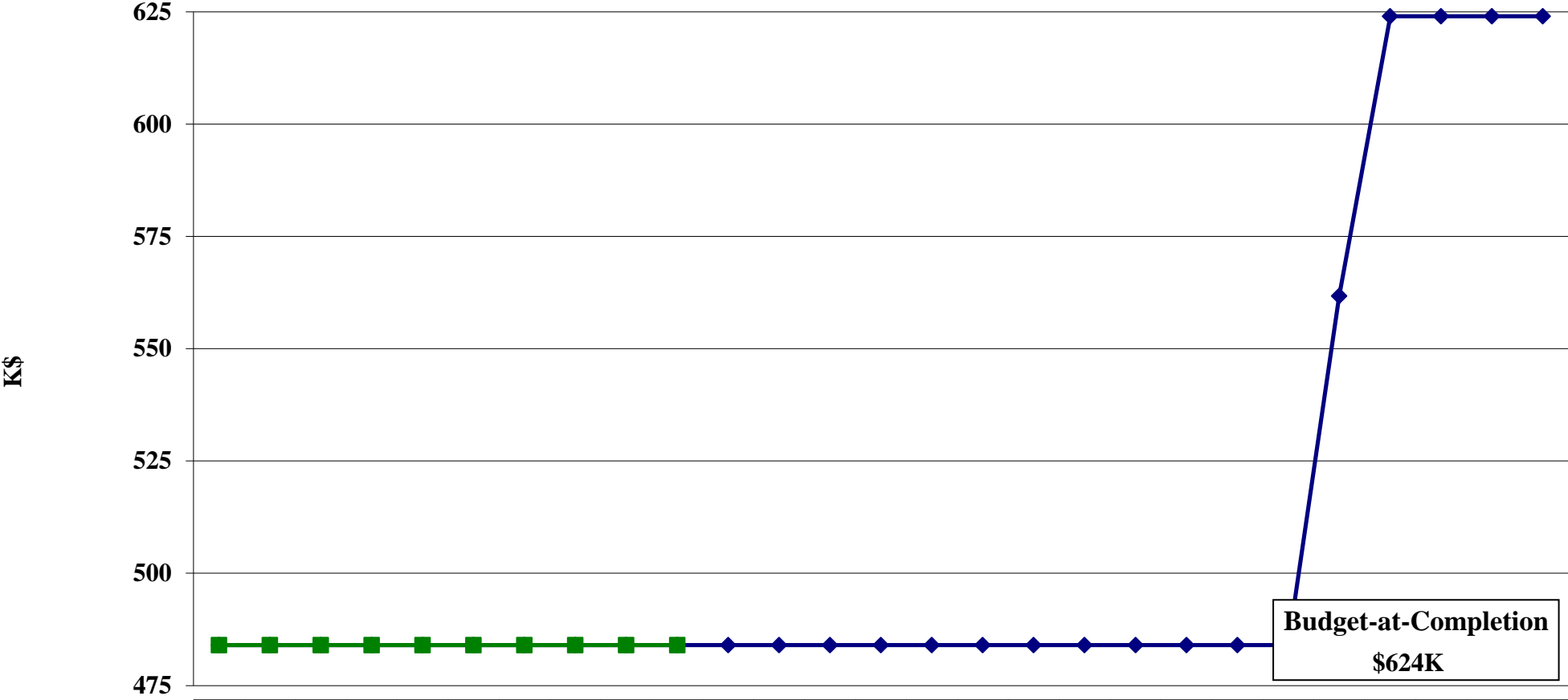
Earned Value \$K



Budget-at-Completion
\$994K

	Jul-11	Aug-11	Sep-11	Oct-11	Nov-11	Dec-11	Jan-12	Feb-12	Mar-12	Apr-12	May-12	Jun-12	Jul-12	Aug-12	Sep-12	Oct-12	Nov-12	Dec-12	Jan-13	Feb-13	Mar-13	Apr-13	May-13	Jun-13	Jul-13	Aug-13	Sep-13
BCWS	653	675	694	710	725	737	752	767	783	797	812	825	840	855	868	881	892	902	913	924	936	949	961	972	985	994	994
BCWP	652	675	694	710	725	737	752	767	783	797																	
ACWP	722	734	747	759	770	782	793	804	815	826																	
Obligated	952	951	949	951	951	951	961	961	961	961																	
FY11 Phased PO's	952	951	949	951	951	951	961	961	961	961																	
Pending	952	951	949	951	951	951	961	961	961	961																	
Funding	1,000	1,000	1,000	1,000	1,000	1,000	1,000	1,000	1,000	1,000	1,000	1,000	1,000	1,000	1,000	1,000	1,000	1,000	1,000	1,000	1,000	1,000	1,000	1,000	1,000	1,000	1,000

12 GeV 1.10 Non-DOE Scope Earned Value \$K



**Budget-at-Completion
\$624K**

	Jul-11	Aug-11	Sep-11	Oct-11	Nov-11	Dec-11	Jan-12	Feb-12	Mar-12	Apr-12	May-12	Jun-12	Jul-12	Aug-12	Sep-12	Oct-12	Nov-12	Dec-12	Jan-13	Feb-13	Mar-13	Apr-13	May-13	Jun-13	Jul-13	Aug-13	Sep-13	
BCWS	484	484	484	484	484	484	484	484	484	484	484	484	484	484	484	484	484	484	484	484	484	484	484	562	624	624	624	624
BCWP	484	484	484	484	484	484	484	484	484	484																		