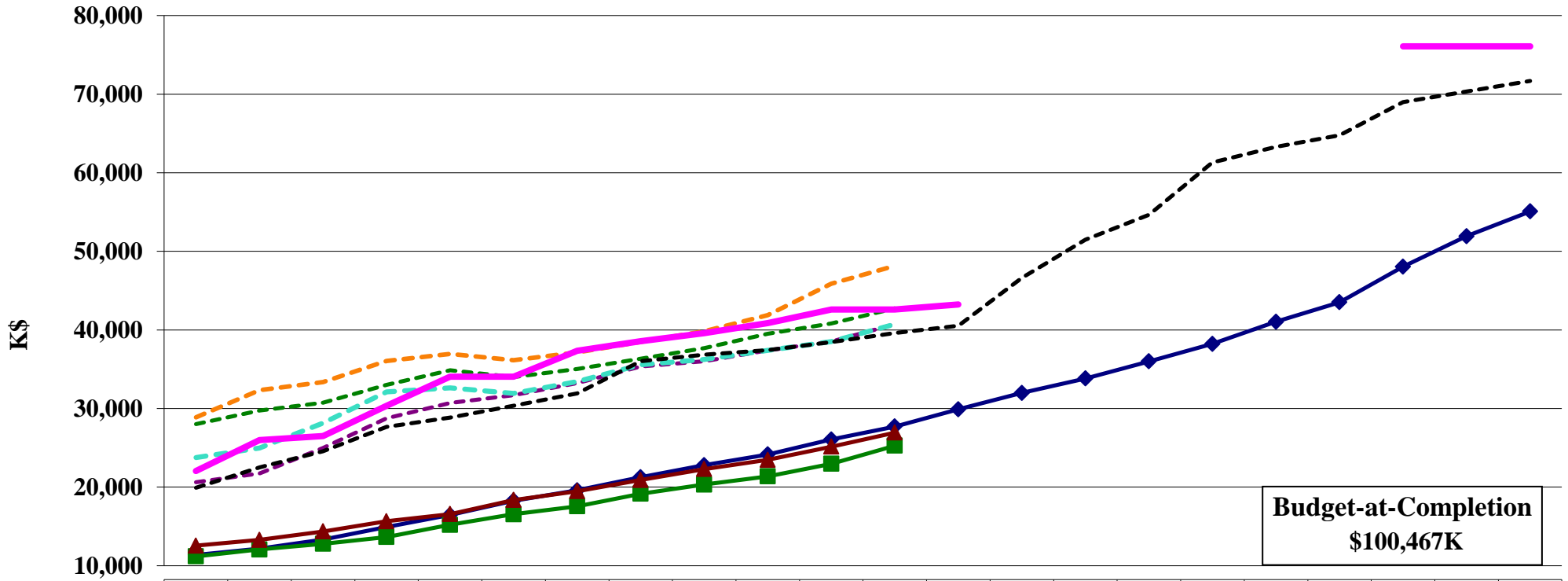


# 12 GeV 1.4/1.5 NP Construction Experimental Halls

## Earned Value \$K

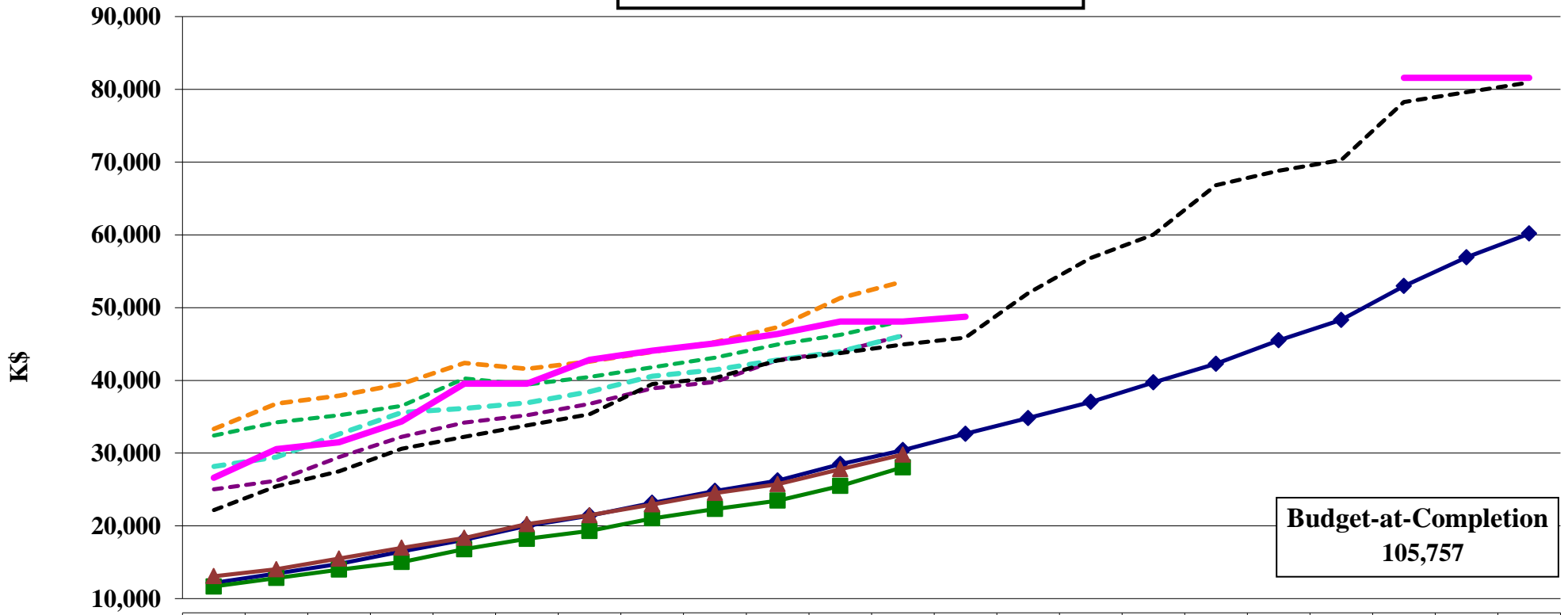
Including changes through CR11-054



	Sep-10	Oct-10	Nov-10	Dec-10	Jan-11	Feb-11	Mar-11	Apr-11	May-11	Jun-11	Jul-11	Aug-11	Sep-11	Oct-11	Nov-11	Dec-11	Jan-12	Feb-12	Mar-12	Apr-12	May-12	Jun-12
BCWS	11,386	12,174	13,330	14,920	16,448	18,263	19,583	21,258	22,794	24,147	26,062	27,708	29,897	31,986	33,821	36,000	38,215	41,038	43,522	48,056	51,917	55,082
BCWP	11,187	12,064	12,779	13,649	15,207	16,548	17,559	19,158	20,322	21,374	22,963	25,276										
ACWP	12,546	13,278	14,362	15,646	16,559	18,356	19,478	20,911	22,292	23,471	25,145	26,934										
Obligated	20,617	21,740	24,963	28,766	30,695	31,716	33,225	35,353	36,025	37,391	38,531	40,724										
FY11 Phase POs	23,753	24,968	28,149	32,118	32,634	31,922	33,431	35,559	36,231	37,391	38,531	40,724										
Pending	28,003	29,759	30,726	33,025	34,853	34,017	35,019	36,339	37,678	39,506	40,811	42,736										
NOFUND & FY12 PRs	28,895	32,326	33,377	36,047	36,966	36,155	37,157	38,477	39,816	41,867	45,872	48,147										
P6 Obl (FY11 Direct \$ with 6.02%)	19,906	22,509	24,561	27,657	28,835	30,370	31,908	36,033	36,863	37,443	38,440	39,623	40,548	46,629	51,481	54,670	61,307	63,289	64,757	68,994	70,328	71,674
Funding	22,050	26,000	26,500	30,350	34,050	34,050	37,335	38,580	39,580	40,880	42,600	42,600	43,250							76,072	76,072	76,072

# 12 GeV 1.4/1.5/1.9.5/1.9.7 NP/WFO Construction Experimental Halls Earned Value \$K

Including changes through CR11-054



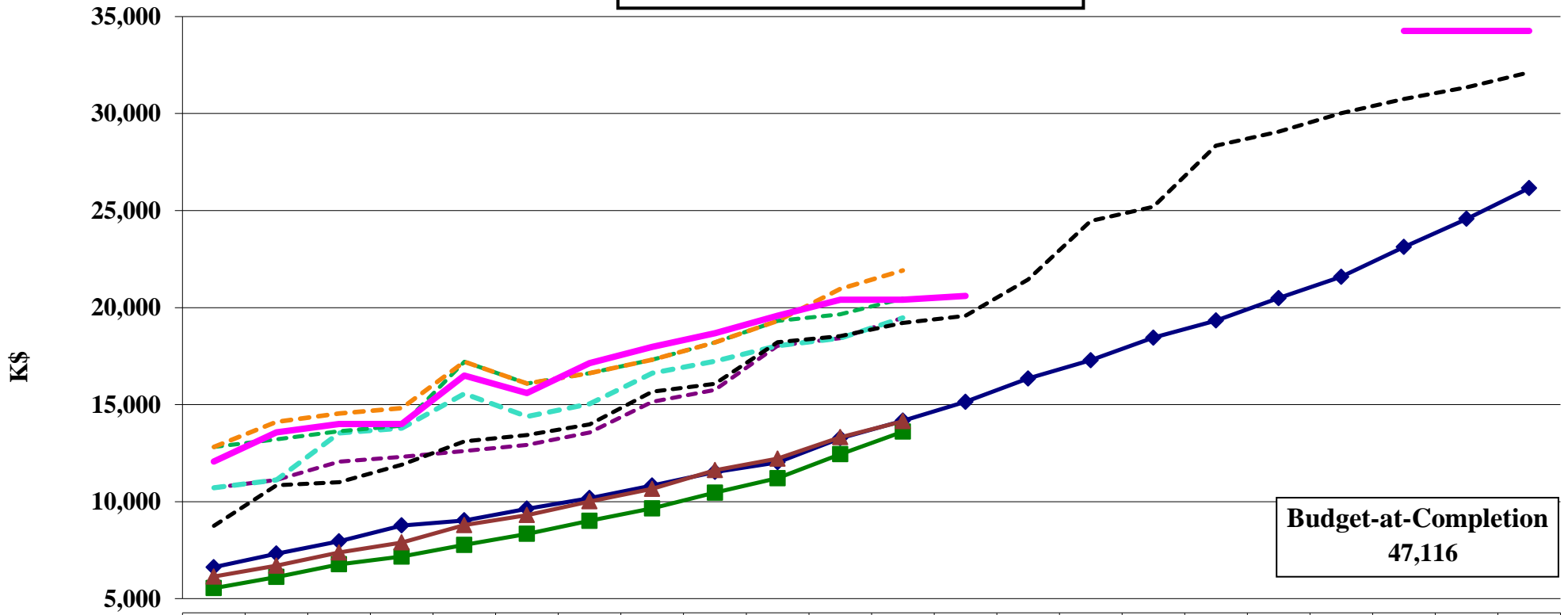
	Sep-10	Oct-10	Nov-10	Dec-10	Jan-11	Feb-11	Mar-11	Apr-11	May-11	Jun-11	Jul-11	Aug-11	Sep-11	Oct-11	Nov-11	Dec-11	Jan-12	Feb-12	Mar-12	Apr-12	May-12	Jun-12	
BCWS	12,185	13,480	14,789	16,494	18,099	20,006	21,418	23,154	24,805	26,223	28,498	30,403	32,654	34,809	37,037	39,715	42,277	45,497	48,308	52,948	56,921	60,162	
BCWP	11,686	12,847	13,997	15,048	16,797	18,234	19,318	21,032	22,323	23,482	25,494	28,063											
ACWP	13,081	14,039	15,513	16,991	18,359	20,242	21,478	22,954	24,513	25,745	27,790	29,793											
Obligated	25,047	26,224	29,453	32,240	34,198	35,224	36,770	38,898	39,764	42,823	43,963	46,155											
FY11 Phase POs	28,182	29,452	32,639	35,592	36,137	36,906	38,452	40,580	41,446	42,823	43,963	46,155											
Pending	32,432	34,242	35,225	36,515	40,275	39,440	40,475	41,795	43,123	44,938	46,243	48,167											
NOFUND & FY12 PRs	33,324	36,810	37,876	39,537	42,388	41,578	42,613	43,933	45,261	47,299	51,304	53,578											
P6 Obl (FY11 Direct \$ with 6.02%)	22,190	25,466	27,521	30,625	32,255	33,798	35,346	39,480	40,318	42,742	43,748	44,940	45,874	51,959	56,816	60,009	66,807	68,794	70,267	78,258	79,597	80,948	
Funding	26,622	30,572	31,500	34,350	39,544	39,544	42,835	44,080	45,080	46,380	48,100	48,100	48,750								81,572	81,572	81,572

**Budget-at-Completion**  
**105,757**

# 12 GeV 1.5/1.9.5/1.9.7 NP/WFO Hall D Construction

## Earned Value \$K

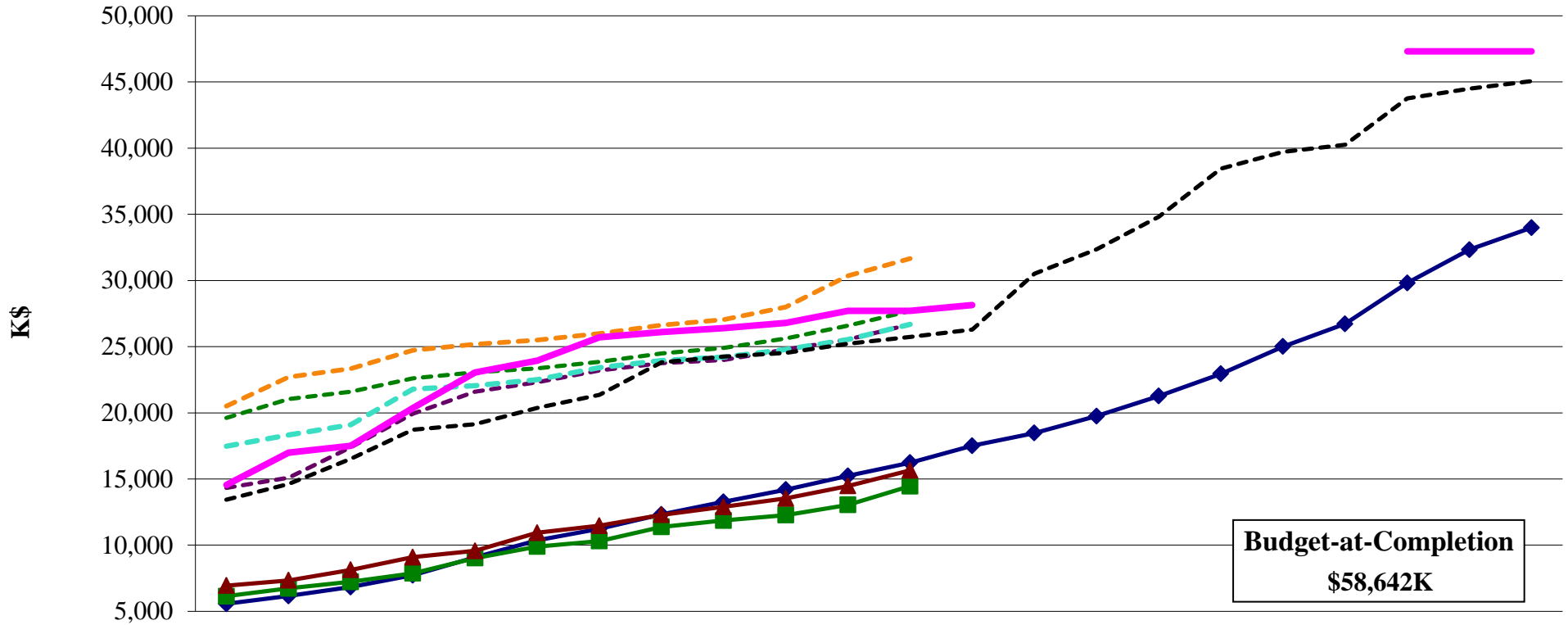
Including changes through CR11-054



	Sep-10	Oct-10	Nov-10	Dec-10	Jan-11	Feb-11	Mar-11	Apr-11	May-11	Jun-11	Jul-11	Aug-11	Sep-11	Oct-11	Nov-11	Dec-11	Jan-12	Feb-12	Mar-12	Apr-12	May-12	Jun-12	
BCWS	6,623	7,323	7,955	8,773	9,030	9,636	10,186	10,828	11,529	12,027	13,267	14,172	15,144	16,342	17,286	18,449	19,331	20,486	21,584	23,121	24,574	26,161	
BCWP	5,542	6,117	6,771	7,173	7,776	8,343	9,012	9,652	10,463	11,209	12,447	13,606											
ACWP	6,137	6,699	7,380	7,895	8,793	9,306	10,012	10,662	11,619	12,215	13,319	14,141											
Obligated	10,711	11,124	12,065	12,316	12,610	12,918	13,567	15,147	15,762	18,034	18,429	19,472											
FY11 Phase POs	10,711	11,124	13,541	13,792	15,562	14,394	15,043	16,623	17,238	18,034	18,429	19,472											
Pending	12,821	13,208	13,633	13,911	17,211	16,082	16,625	17,309	18,210	19,313	19,650	20,463											
NOFUND & FY12 PRs	12,823	14,114	14,539	14,817	17,211	16,082	16,625	17,309	18,210	19,313	20,957	21,913											
P6 Obl (FY11 Direct \$ with 6.02%)	8,757	10,849	11,004	11,904	13,111	13,428	13,985	15,673	16,070	18,211	18,530	19,208	19,581	21,442	24,470	25,192	28,346	29,069	30,015	30,746	31,355	32,122	
Funding	12,072	13,572	14,000	14,000	16,494	15,594	17,135	17,980	18,680	19,580	20,400	20,400	20,600								34,255	34,255	34,255

# 12 GeV 1.4 Construction Upgrade Hall A, B & C

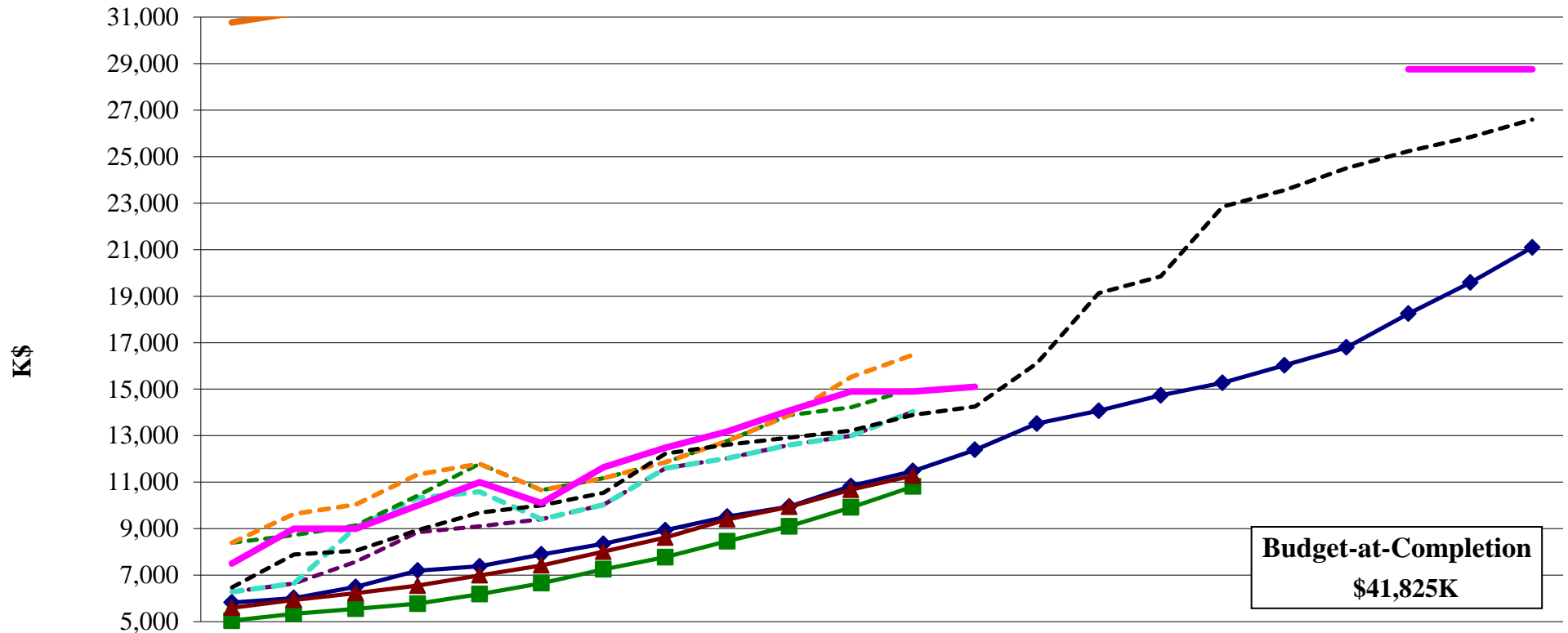
## Earned Value \$K



	Sep-10	Oct-10	Nov-10	Dec-10	Jan-11	Feb-11	Mar-11	Apr-11	May-11	Jun-11	Jul-11	Aug-11	Sep-11	Oct-11	Nov-11	Dec-11	Jan-12	Feb-12	Mar-12	Apr-12	May-12	Jun-12	
BCWS	5,562	6,157	6,834	7,721	9,068	10,370	11,232	12,325	13,276	14,196	15,230	16,231	17,509	18,467	19,751	21,266	22,946	25,011	26,725	29,813	32,332	33,988	
BCWP	6,143	6,730	7,226	7,875	9,022	9,892	10,306	11,381	11,860	12,273	13,047	14,457											
ACWP	6,944	7,340	8,134	9,096	9,566	10,936	11,466	12,293	12,894	13,530	14,471	15,652											
Obligated	14,335	15,100	17,388	19,924	21,588	22,306	23,203	23,751	24,002	24,789	25,534	26,683											
FY11 Phase POs	17,471	18,328	19,098	21,800	22,051	22,512	23,409	23,957	24,208	24,789	25,534	26,683											
Pending	19,611	21,034	21,593	22,604	23,064	23,359	23,851	24,486	24,913	25,625	26,593	27,704											
NOFUND & FY12 PRs	20,501	22,695	23,337	24,720	25,176	25,497	25,989	26,624	27,051	27,986	30,347	31,665											
P6 Obl (FY11 Direct \$ with 6.02%)	13,433	14,617	16,517	18,721	19,144	20,370	21,361	23,807	24,249	24,531	25,218	25,732	26,292	30,517	32,346	34,817	38,461	39,725	40,252	43,763	44,493	45,077	
Funding	14,550	17,000	17,500	20,350	23,050	23,950	25,700	26,100	26,400	26,800	27,700	27,700	28,150								47,317	47,317	47,317

# 12 GeV 1.5 Construction Hall D

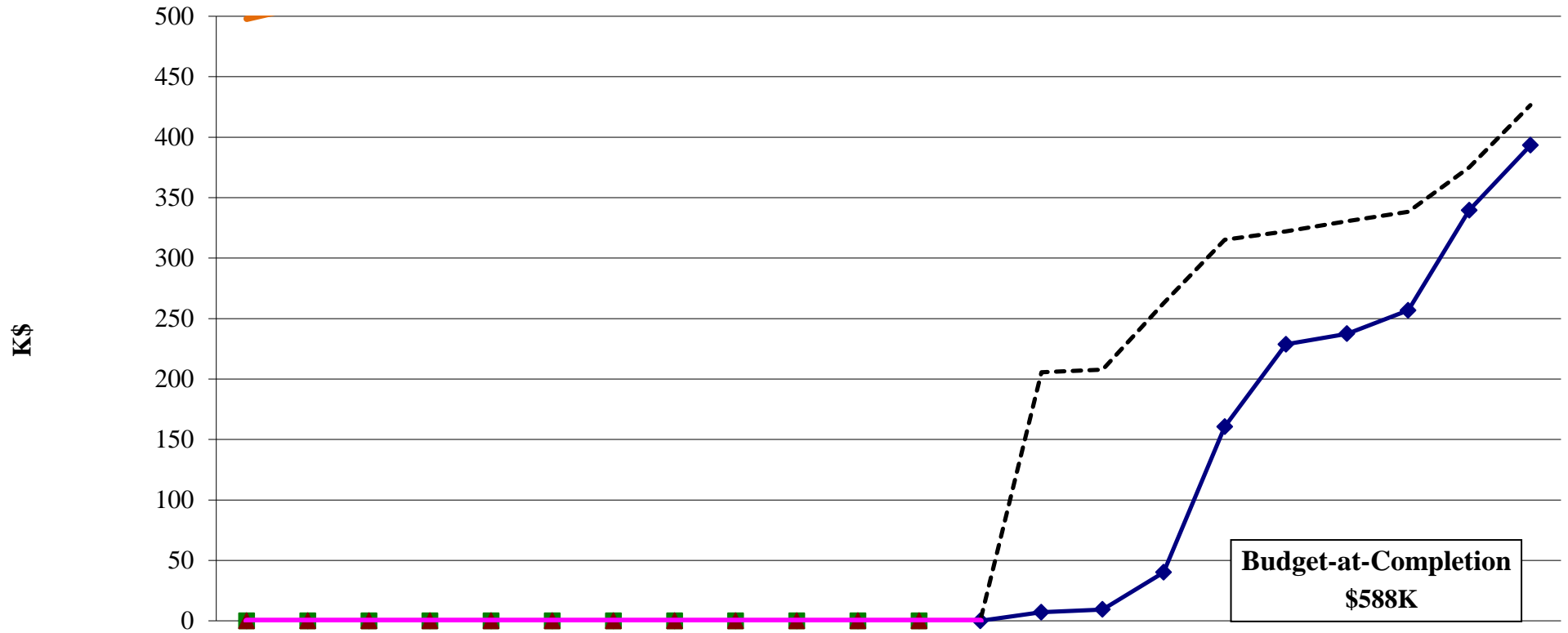
## Earned Value \$K



	Sep-10	Oct-10	Nov-10	Dec-10	Jan-11	Feb-11	Mar-11	Apr-11	May-11	Jun-11	Jul-11	Aug-11	Sep-11	Oct-11	Nov-11	Dec-11	Jan-12	Feb-12	Mar-12	Apr-12	May-12	Jun-12
BCWS	5,824	6,017	6,496	7,198	7,380	7,893	8,351	8,933	9,518	9,951	10,832	11,477	12,388	13,520	14,070	14,733	15,269	16,027	16,797	18,243	19,585	21,094
BCWP	5,044	5,334	5,554	5,775	6,185	6,657	7,253	7,777	8,461	9,101	9,916	10,818										
ACWP	5,602	5,938	6,229	6,550	6,993	7,420	8,013	8,618	9,398	9,941	10,675	11,282										
Obligated	6,282	6,641	7,575	8,842	9,108	9,410	10,022	11,602	12,023	12,602	12,997	14,041										
FY11 Phased POs	6,282	6,641	9,051	10,318	10,584	9,410	10,022	11,602	12,023	12,602	12,997	14,041										
Pending	8,392	8,725	9,133	10,421	11,789	10,659	11,169	11,853	12,765	13,881	14,218	15,032										
NOFUND & FY12 PRs	8,394	9,631	10,039	11,327	11,789	10,659	11,169	11,853	12,765	13,881	15,525	16,482										
P6 Obl (FY11 Direct \$ with 6.02%)	6,473	7,892	8,044	8,937	9,690	10,000	10,547	12,227	12,614	12,912	13,223	13,891	14,256	16,111	19,135	19,852	22,846	23,563	24,505	25,230	25,834	26,597
Funding	7,500	9,000	9,000	10,000	11,000	10,100	11,635	12,480	13,180	14,080	14,900	14,900	15,100							28,755	28,755	28,755
CAM EAC	30,773	31,189	31,425	32,573	35,755	35,755	35,727	35,886	35,890	42,499	42,857	42,721										

# 12 GeV 1.4.1 Construction Hall A

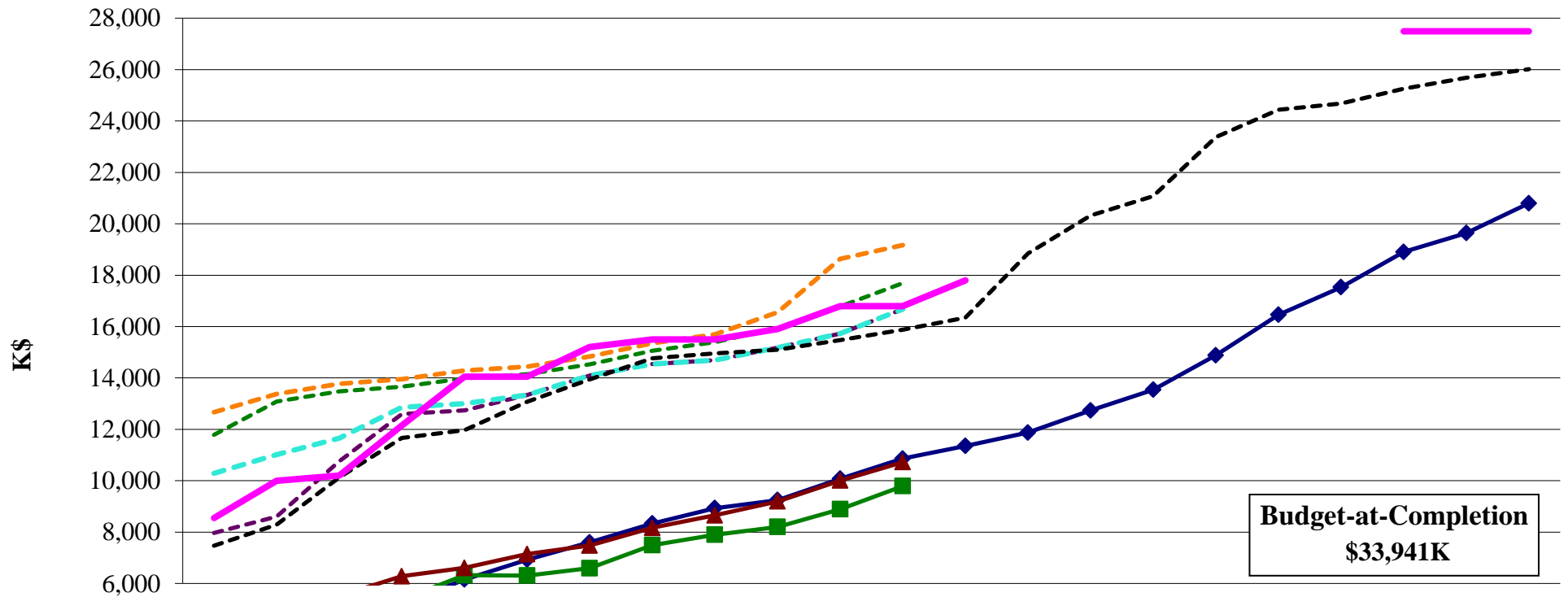
## Earned Value \$K



	Sep-10	Oct-10	Nov-10	Dec-10	Jan-11	Feb-11	Mar-11	Apr-11	May-11	Jun-11	Jul-11	Aug-11	Sep-11	Oct-11	Nov-11	Dec-11	Jan-12	Feb-12	Mar-12	Apr-12	May-12	Jun-12
BCWS	0	0	0	0	0	0	0	0	0	0	0	0	0	7	9	40	161	229	237	257	340	393
BCWP	0	0	0	0	0	0	0	0	0	0	0	0										
ACWP	0	0	0	0	0	0	0	0	0	0	0	0										
Obligated	0	0	0	0	0	0	0	0	0	0	0	0										
Pending	0	0	0	0	0	0	0	0	0	0	0	0										
NOFUND & FY12 PRs	0	0	0	0	0	0	0	0	0	0	0	0										
P6 Obl (FY11 Direct \$ with 6.02%)	0	0	0	0	0	0	0	0	0	0	0	0	0	206	208	263	315	322	330	338	375	426
Funding	0	0	0	0	0	0	0	0	0	0	0	0	0							566	566	566
CAME EAC	498	510	510	510	510	510	510	510	510	510	510	588										

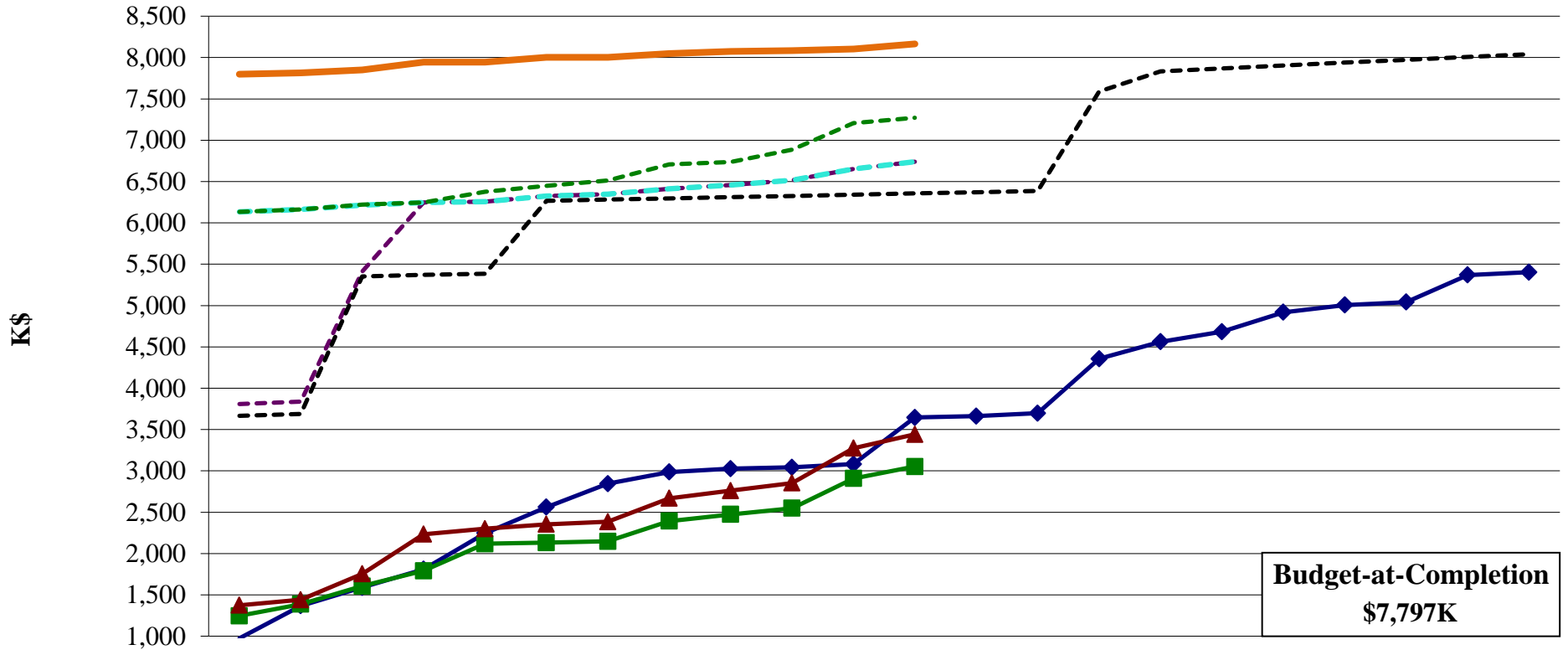
# 12 GeV 1.4.2 Construction Hall B

## Earned Value \$K



	Sep-10	Oct-10	Nov-10	Dec-10	Jan-11	Feb-11	Mar-11	Apr-11	May-11	Jun-11	Jul-11	Aug-11	Sep-11	Oct-11	Nov-11	Dec-11	Jan-12	Feb-12	Mar-12	Apr-12	May-12	Jun-12	
BCWS	3,853	4,393	4,740	5,184	6,155	6,925	7,603	8,336	8,933	9,248	10,078	10,862	11,353	11,875	12,738	13,542	14,881	16,460	17,530	18,906	19,641	20,798	
BCWP	4,022	4,520	4,813	5,371	6,325	6,307	6,599	7,494	7,901	8,204	8,890	9,795											
ACWP	4,701	4,935	5,517	6,281	6,608	7,144	7,477	8,166	8,655	9,194	10,008	10,725											
Obligated	7,964	8,603	10,752	12,601	12,740	13,334	14,096	14,543	14,690	15,175	15,727	16,676											
FY11 Phase POs	10,287	11,019	11,650	12,859	12,997	13,334	14,096	14,543	14,690	15,175	15,727	16,676											
Pending	11,782	13,078	13,478	13,659	13,989	14,142	14,535	15,055	15,395	15,951	16,783	17,691											
NOFUND & FY12 PRs	12,672	13,376	13,776	13,957	14,286	14,440	14,832	15,352	15,692	16,553	18,629	19,173											
P6 Obl (FY11 Direct \$ with 6.02%)	7,470	8,291	10,128	11,669	11,968	13,076	13,942	14,760	14,957	15,100	15,474	15,881	16,342	18,841	20,326	21,076	23,372	24,439	24,685	25,256	25,687	26,016	
Funding	8,550	10,000	10,200	12,150	14,050	14,050	15,200	15,500	15,500	15,900	16,800	16,800	17,800							27,495	27,495	27,495	
CAM EAC	33,611	33,883	34,209	34,226	34,609	34,587	35,195	34,916	34,728	34,787	34,998	37,203											

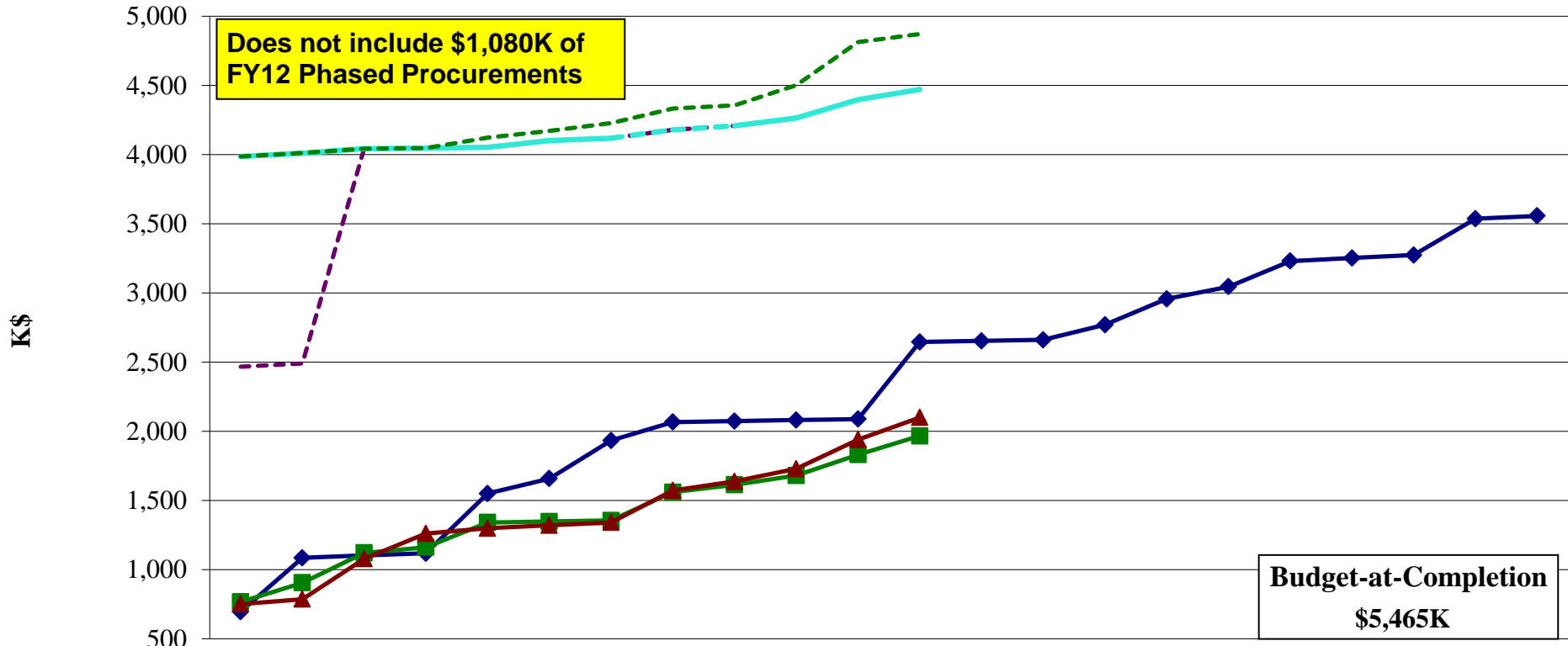
# 12 GeV 1.4.2.1 Magnet Earned Value \$K



	Sep-10	Oct-10	Nov-10	Dec-10	Jan-11	Feb-11	Mar-11	Apr-11	May-11	Jun-11	Jul-11	Aug-11	Sep-11	Oct-11	Nov-11	Dec-11	Jan-12	Feb-12	Mar-12	Apr-12	May-12	Jun-12
BCWS	976	1,369	1,590	1,809	2,247	2,562	2,846	2,986	3,026	3,043	3,081	3,647	3,662	3,697	4,356	4,562	4,684	4,919	5,005	5,041	5,369	5,403
BCWP	1,246	1,388	1,607	1,792	2,118	2,131	2,148	2,392	2,473	2,549	2,909	3,052										
ACWP	1,375	1,442	1,754	2,234	2,301	2,354	2,384	2,668	2,761	2,853	3,276	3,441										
Obligated	3,810	3,837	5,409	6,248	6,256	6,325	6,349	6,412	6,456	6,515	6,651	6,738										
FY11 Phase POs	6,134	6,161	6,215	6,248	6,256	6,325	6,349	6,412	6,456	6,515	6,651	6,738										
Pending	6,134	6,163	6,221	6,248	6,378	6,448	6,513	6,708	6,736	6,885	7,207	7,271										
P6 Obl (FY11 Direct \$ with 6.02%)	3,667	3,689	5,353	5,370	5,383	6,265	6,281	6,296	6,311	6,326	6,340	6,356	6,370	6,385	7,588	7,833	7,867	7,903	7,938	7,972	8,008	8,040
CAMEAC	7,797	7,816	7,851	7,944	7,944	8,003	8,003	8,048	8,073	8,085	8,102	8,164										

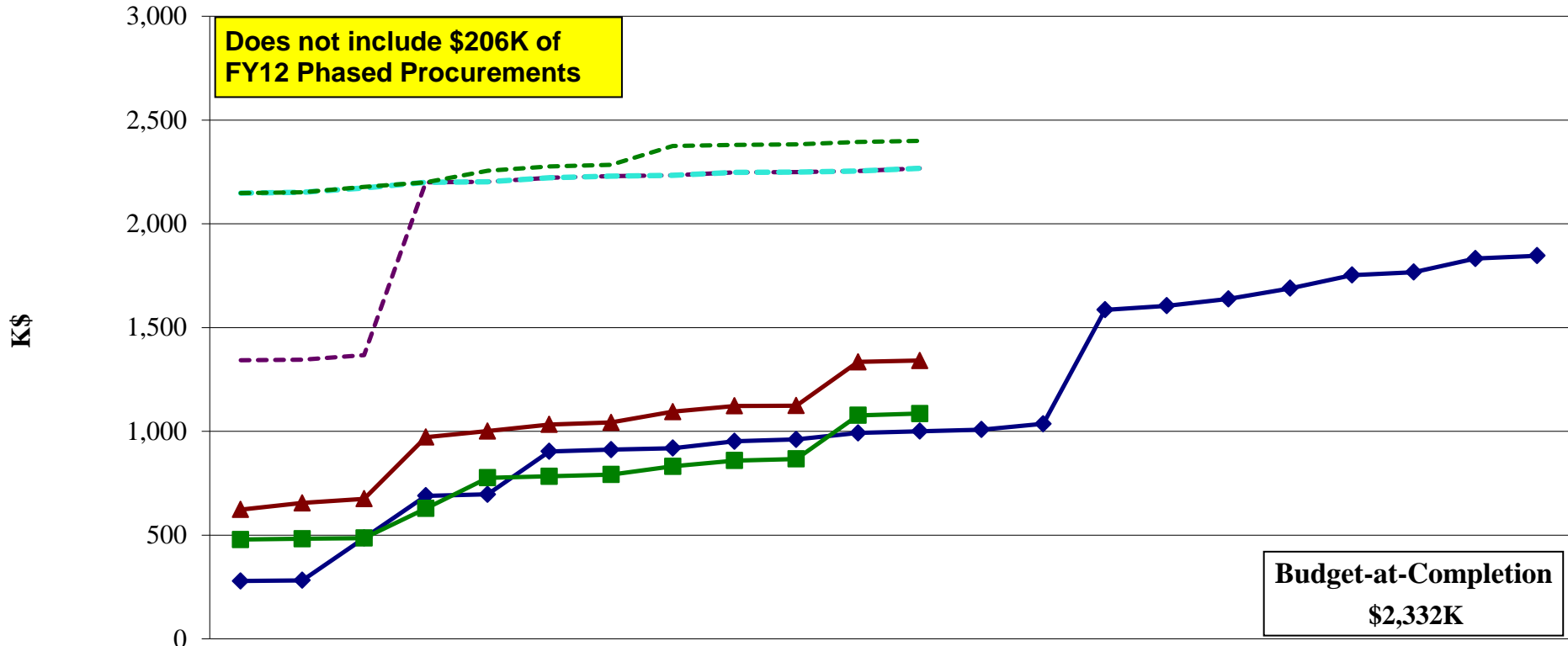


# 12 GeV 1.4.2.1.1 Toroidal Magnet Earned Value \$K



	Sep-10	Oct-10	Nov-10	Dec-10	Jan-11	Feb-11	Mar-11	Apr-11	May-11	Jun-11	Jul-11	Aug-11	Sep-11	Oct-11	Nov-11	Dec-11	Jan-12	Feb-12	Mar-12	Apr-12	May-12	Jun-12
BCWS	697	1,086	1,105	1,119	1,551	1,659	1,934	2,067	2,074	2,082	2,089	2,646	2,653	2,661	2,770	2,957	3,046	3,230	3,252	3,274	3,537	3,557
BCWP	767	906	1,122	1,163	1,342	1,348	1,356	1,561	1,614	1,681	1,832	1,967										
ACWP	752	787	1,079	1,262	1,299	1,321	1,341	1,573	1,639	1,729	1,941	2,100										
Obligated	2,468	2,492	4,042	4,048	4,053	4,102	4,119	4,179	4,208	4,265	4,397	4,470										
FY11 Phase POs	3,986	4,010	4,042	4,048	4,053	4,102	4,119	4,179	4,208	4,265	4,397	4,470										
Pending	3,986	4,012	4,042	4,048	4,122	4,171	4,229	4,333	4,356	4,502	4,813	4,871										

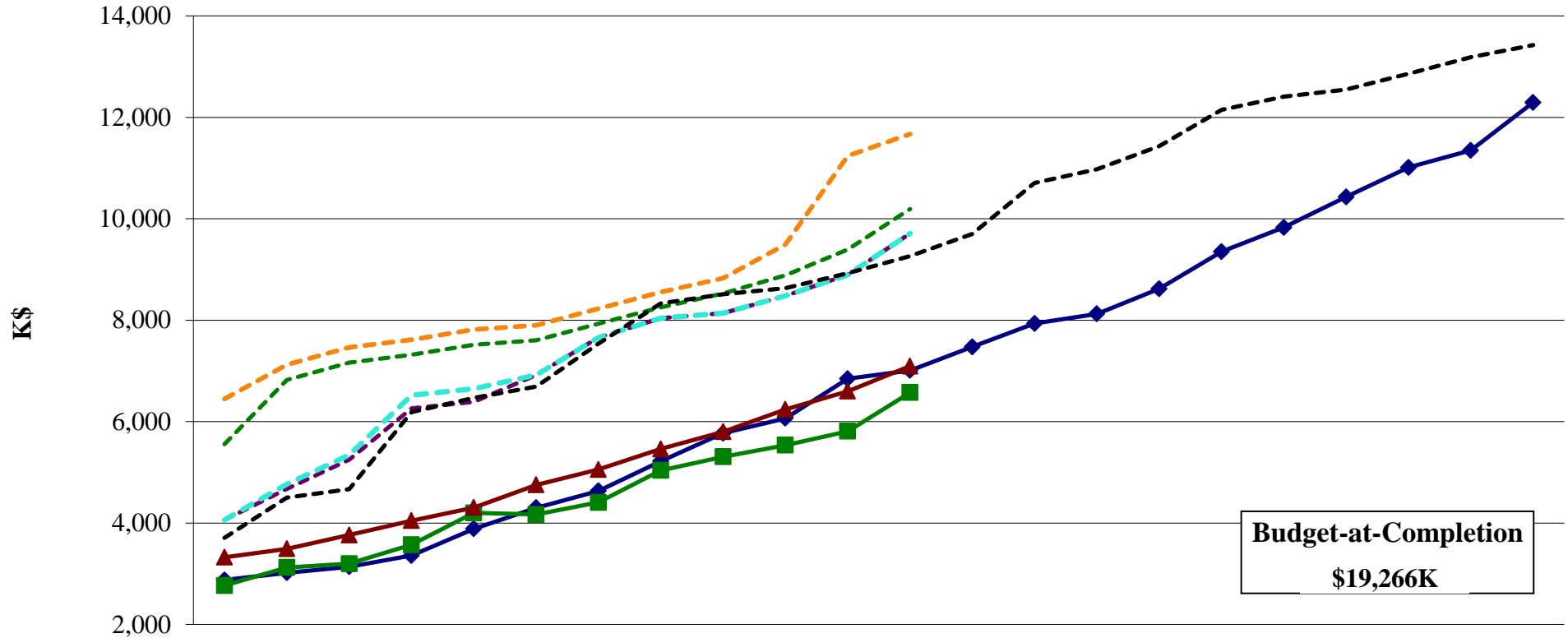
# 12 GeV 1.4.2.1.2 Magnet Solenoid Earned Value \$K



	Sep-10	Oct-10	Nov-10	Dec-10	Jan-11	Feb-11	Mar-11	Apr-11	May-11	Jun-11	Jul-11	Aug-11	Sep-11	Oct-11	Nov-11	Dec-11	Jan-12	Feb-12	Mar-12	Apr-12	May-12	Jun-12
BCWS	279	282	486	689	696	903	912	919	952	961	992	1,001	1,008	1,036	1,585	1,605	1,638	1,689	1,753	1,767	1,832	1,846
BCWP	479	482	486	629	776	783	792	831	859	867	1,077	1,086										
ACWP	623	655	675	972	1,001	1,033	1,043	1,095	1,122	1,124	1,335	1,341										
Obligated	1,342	1,346	1,367	2,201	2,203	2,222	2,230	2,233	2,248	2,249	2,254	2,268										
FY11 Phase POs	2,148	2,152	2,173	2,201	2,203	2,222	2,230	2,233	2,248	2,249	2,254	2,268										
Pending	2,148	2,152	2,179	2,201	2,256	2,277	2,284	2,376	2,380	2,383	2,394	2,400										

# 12 GeV 1.4.2.2 Detectors

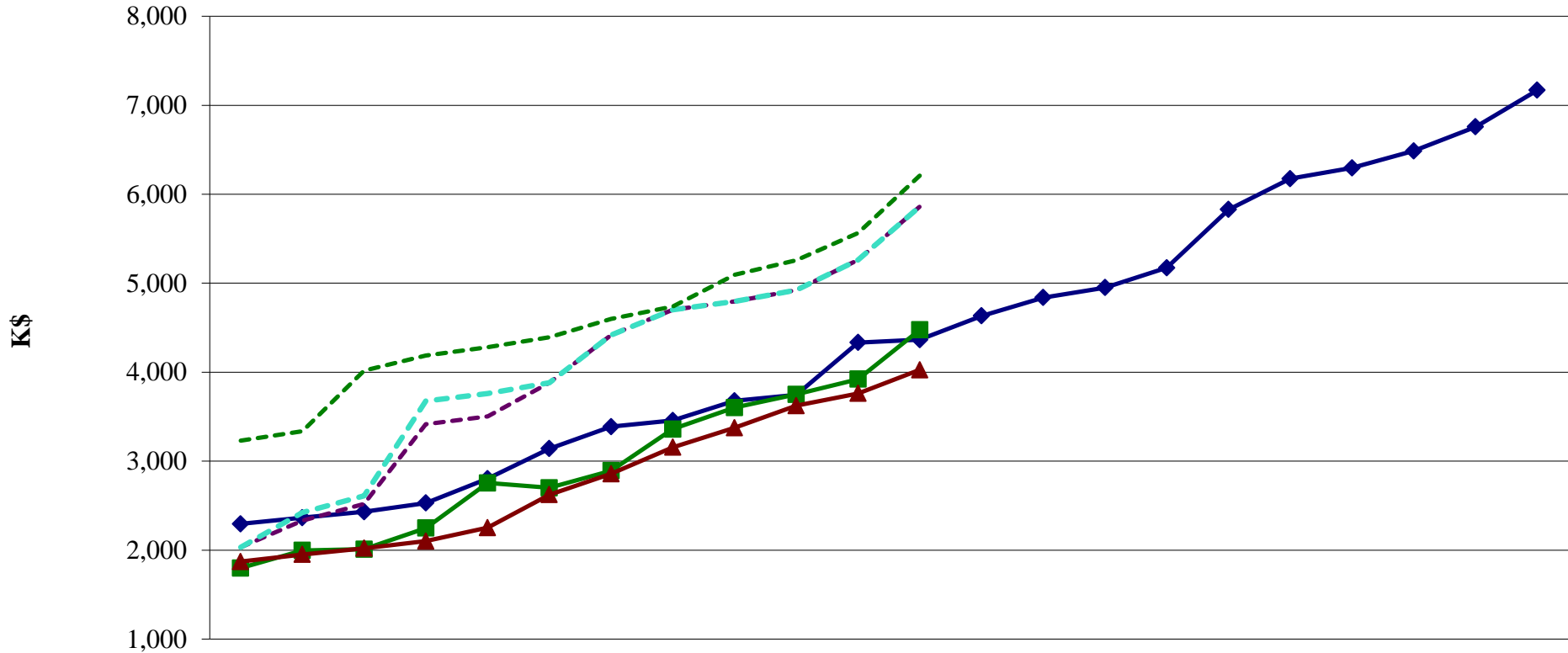
## Earned Value \$K



**Budget-at-Completion**  
**\$19,266K**

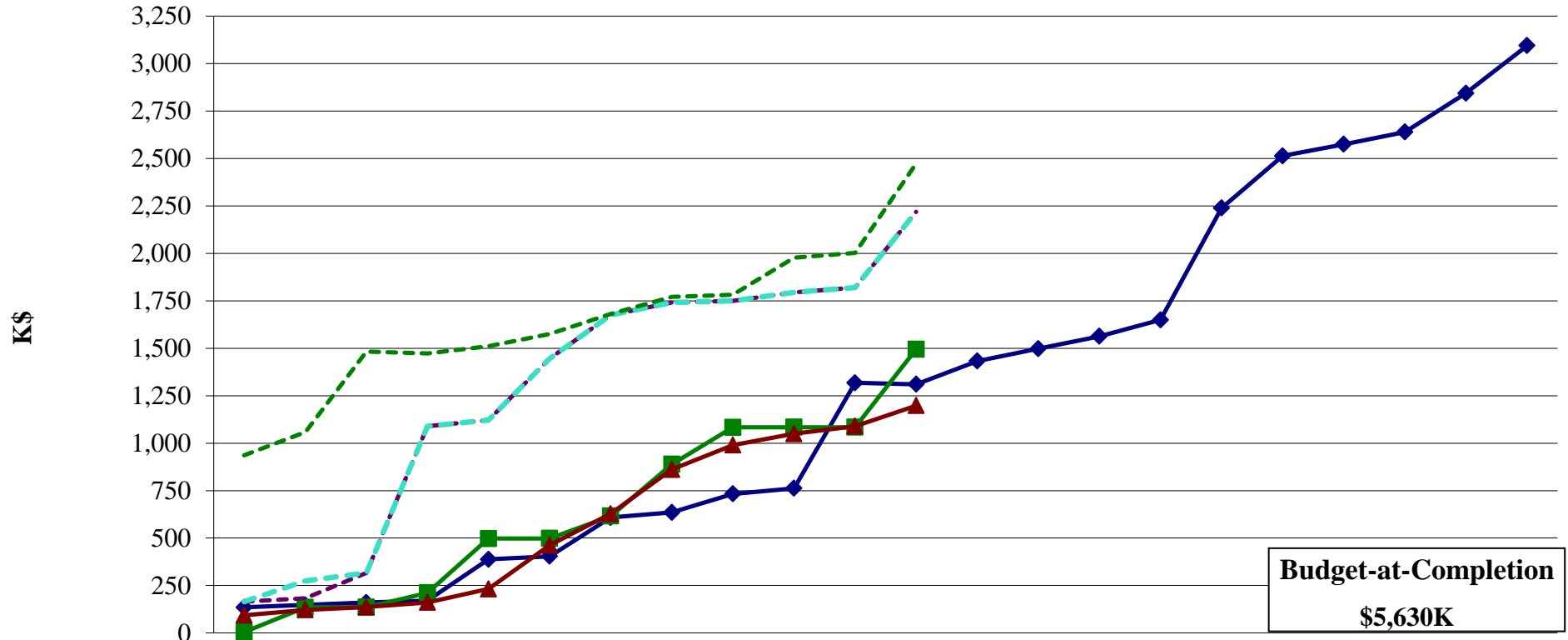
	Sep-10	Oct-10	Nov-10	Dec-10	Jan-11	Feb-11	Mar-11	Apr-11	May-11	Jun-11	Jul-11	Aug-11	Sep-11	Oct-11	Nov-11	Dec-11	Jan-12	Feb-12	Mar-12	Apr-12	May-12	Jun-12
BCWS	2,877	3,019	3,139	3,360	3,887	4,301	4,633	5,221	5,772	6,064	6,845	7,009	7,474	7,934	8,123	8,619	9,351	9,829	10,431	11,010	11,348	12,292
BCWP	2,769	3,125	3,198	3,572	4,200	4,169	4,407	5,039	5,308	5,536	5,811	6,573										
ACWP	3,326	3,493	3,763	4,047	4,307	4,753	5,056	5,460	5,800	6,242	6,599	7,093										
Obligated	4,061	4,674	5,250	6,260	6,391	6,917	7,655	8,038	8,140	8,483	8,897	9,709										
FY11 Phase POs	4,061	4,766	5,342	6,518	6,648	6,917	7,655	8,038	8,140	8,483	8,897	9,709										
Pending	5,555	6,822	7,165	7,319	7,519	7,602	7,930	8,254	8,530	8,888	9,394	10,191										
NOFUND & FY12 PRs	6,445	7,120	7,463	7,616	7,816	7,899	8,227	8,551	8,827	9,491	11,240	11,673										
P6 Obl (FY11 Direct \$ with 6.02%)	3,709	4,502	4,670	6,189	6,470	6,691	7,535	8,333	8,510	8,633	8,929	9,266	9,702	10,707	10,974	11,435	12,146	12,409	12,546	12,857	13,186	13,423
CAME EAC	18,966	19,388	19,441	19,365	19,748	19,664	20,272	19,980	19,787	19,850	20,040	22,198										

# 12 GeV 1.4.2.2.1 Tracking Earned Value \$K



	Sep-10	Oct-10	Nov-10	Dec-10	Jan-11	Feb-11	Mar-11	Apr-11	May-11	Jun-11	Jul-11	Aug-11	Sep-11	Oct-11	Nov-11	Dec-11	Jan-12	Feb-12	Mar-12	Apr-12	May-12	Jun-12
BCWS	2,295	2,365	2,432	2,529	2,804	3,141	3,388	3,457	3,679	3,745	4,334	4,365	4,633	4,839	4,950	5,174	5,828	6,176	6,295	6,486	6,758	7,169
BCWP	1,799	1,997	2,011	2,248	2,756	2,701	2,893	3,360	3,603	3,751	3,922	4,476										
ACWP	1,872	1,952	2,022	2,102	2,253	2,624	2,858	3,157	3,376	3,624	3,761	4,027										
Obligated	2,033	2,331	2,520	3,417	3,504	3,883	4,418	4,703	4,796	4,922	5,262	5,862										
FY11 Phase POs	2,033	2,423	2,612	3,675	3,761	3,883	4,418	4,703	4,796	4,922	5,262	5,862										
Pending	3,231	3,336	4,018	4,187	4,281	4,394	4,600	4,737	5,095	5,260	5,563	6,208										

# 12 GeV 1.4.2.2.1.1 Silicon Detector Earned Value \$K

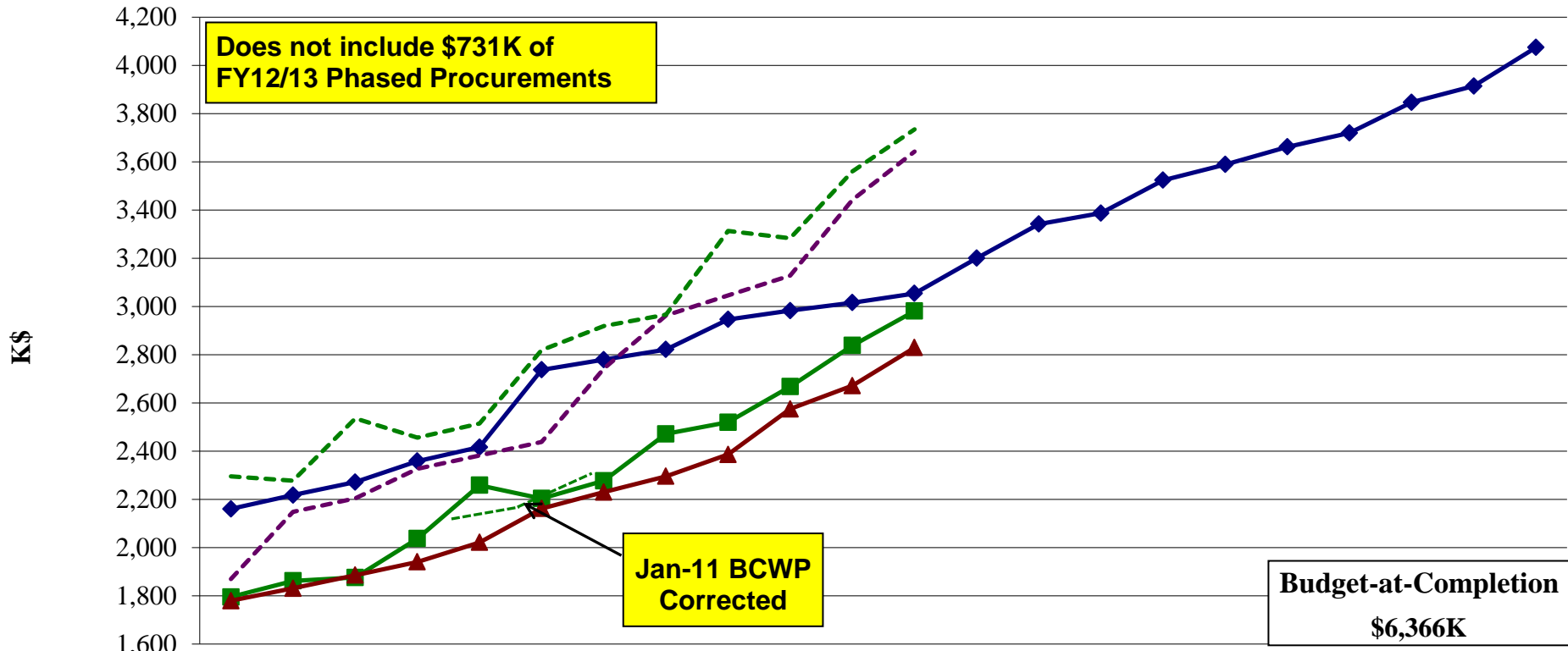


**Budget-at-Completion**  
**\$5,630K**

	Sep-10	Oct-10	Nov-10	Dec-10	Jan-11	Feb-11	Mar-11	Apr-11	May-11	Jun-11	Jul-11	Aug-11	Sep-11	Oct-11	Nov-11	Dec-11	Jan-12	Feb-12	Mar-12	Apr-12	May-12	Jun-12	
BCWS	135	148	160	171	388	404	608	635	733	762	1,318	1,311	1,432	1,498	1,563	1,650	2,239	2,513	2,575	2,639	2,843	3,094	
BCWP	5	135	136	212	497	498	616	889	1,083	1,084	1,084	1,495											
ACWP	93	122	137	161	232	462	628	861	990	1,050	1,089	1,198											
Obligated	164	183	316	1,090	1,122	1,446	1,675	1,741	1,749	1,795	1,820	2,220											
FY11 Phase POs	164	275	316	1,090	1,122	1,446	1,675	1,741	1,749	1,795	1,820	2,220											
Pending	936	1,059	1,482	1,473	1,510	1,575	1,681	1,771	1,782	1,977	2,002	2,473											

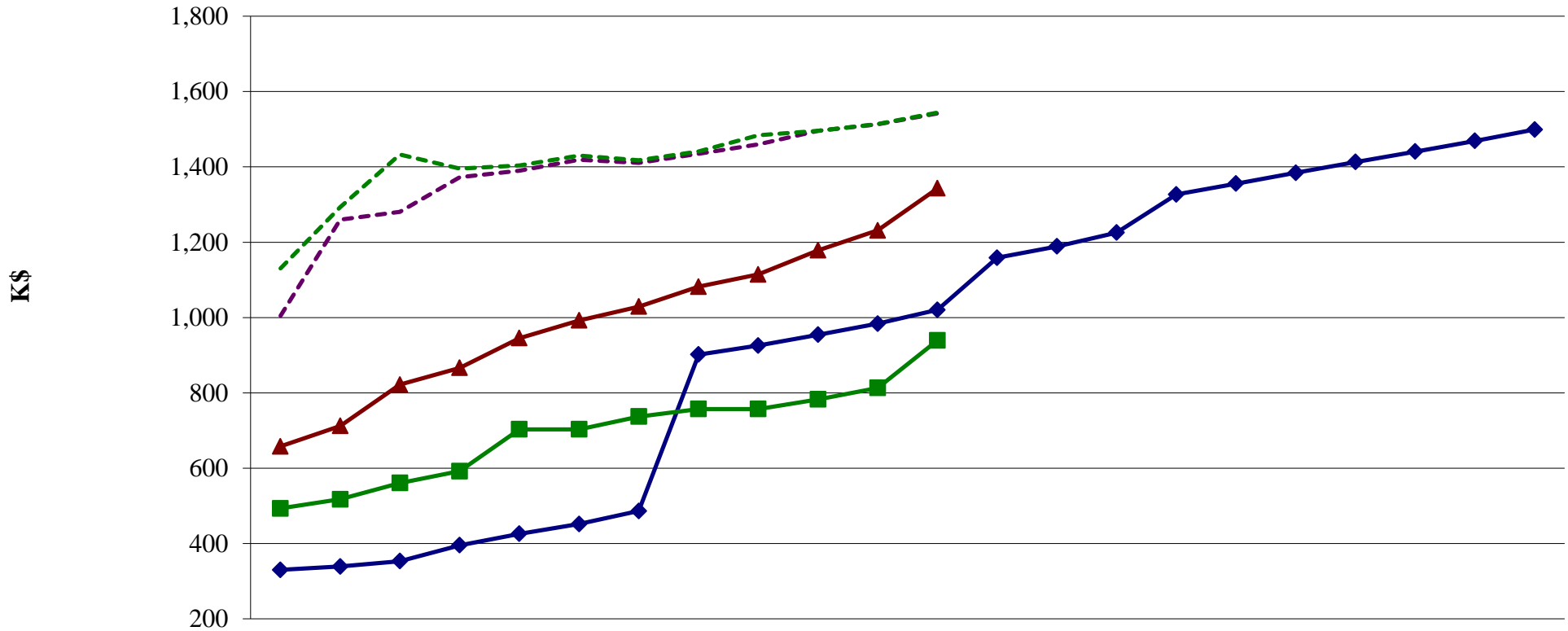
# 12 GeV 1.4.2.2.1.3 Forward Drift Chambers

## Earned Value \$K



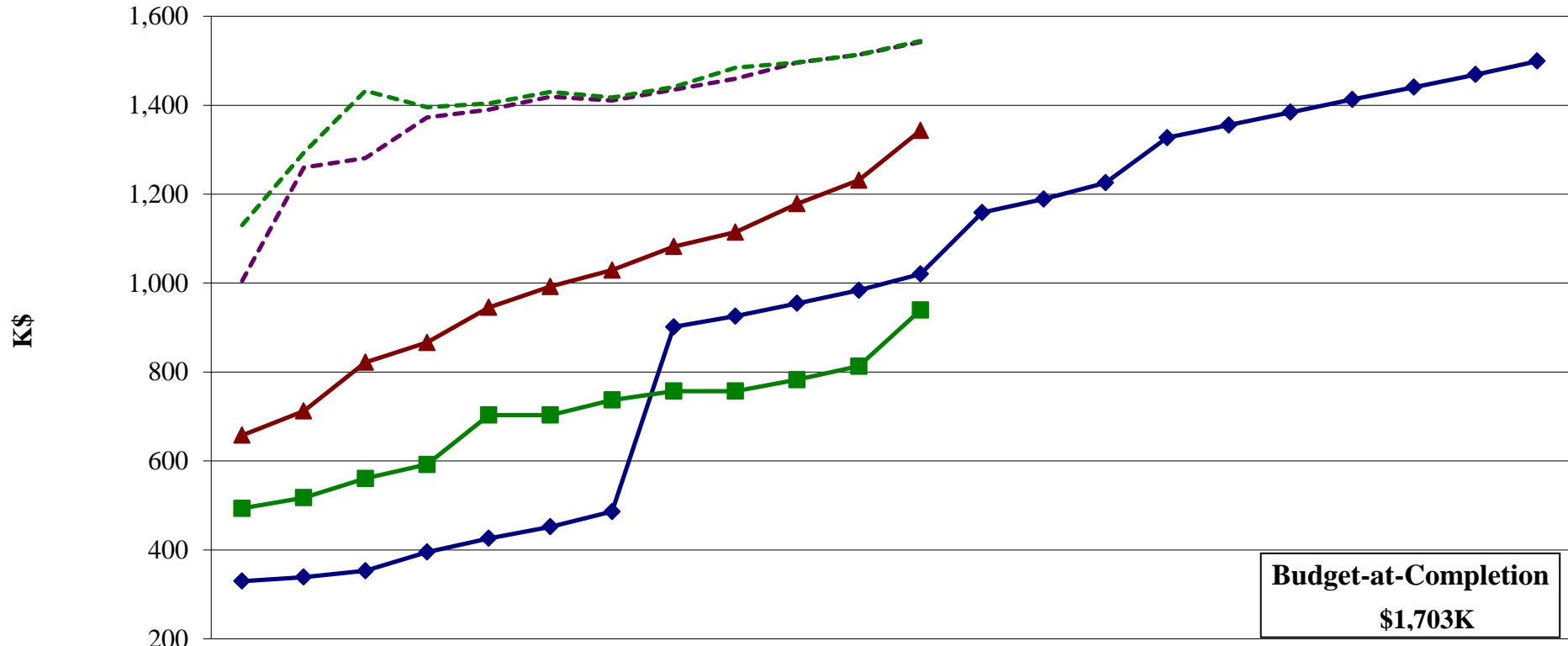
	Sep-10	Oct-10	Nov-10	Dec-10	Jan-11	Feb-11	Mar-11	Apr-11	May-11	Jun-11	Jul-11	Aug-11	Sep-11	Oct-11	Nov-11	Dec-11	Jan-12	Feb-12	Mar-12	Apr-12	May-12	Jun-12
BCWS	2,160	2,218	2,272	2,358	2,416	2,737	2,780	2,822	2,946	2,983	3,016	3,054	3,200	3,342	3,387	3,524	3,589	3,662	3,720	3,847	3,915	4,075
BCWP	1,794	1,862	1,876	2,037	2,258	2,203	2,277	2,471	2,519	2,667	2,838	2,981										
ACWP	1,779	1,831	1,885	1,940	2,021	2,162	2,230	2,295	2,386	2,574	2,672	2,829										
Obligated	1,869	2,148	2,204	2,327	2,382	2,437	2,743	2,962	3,046	3,127	3,442	3,642										
Pending	2,295	2,277	2,536	2,456	2,514	2,819	2,919	2,966	3,314	3,283	3,561	3,735										

# 12 GeV 1.4.2.2.2 Calorimetry Earned Value \$K



	Sep-10	Oct-10	Nov-10	Dec-10	Jan-11	Feb-11	Mar-11	Apr-11	May-11	Jun-11	Jul-11	Aug-11	Sep-11	Oct-11	Nov-11	Dec-11	Jan-12	Feb-12	Mar-12	Apr-12	May-12	Jun-12
BCWS	330	339	353	395	426	452	486	902	926	955	984	1,021	1,159	1,189	1,225	1,327	1,355	1,384	1,413	1,441	1,469	1,499
BCWP	494	517	561	592	703	703	737	757	757	783	813	939										
ACWP	658	712	822	866	945	992	1,029	1,082	1,115	1,178	1,231	1,343										
Obligated	1,005	1,260	1,281	1,373	1,390	1,419	1,411	1,435	1,460	1,496	1,513	1,542										
Pending	1,131	1,293	1,433	1,396	1,404	1,430	1,418	1,441	1,484	1,496	1,513	1,544										

# 12 GeV 1.4.2.2.3 Forward Calorimeter Earned Value \$K

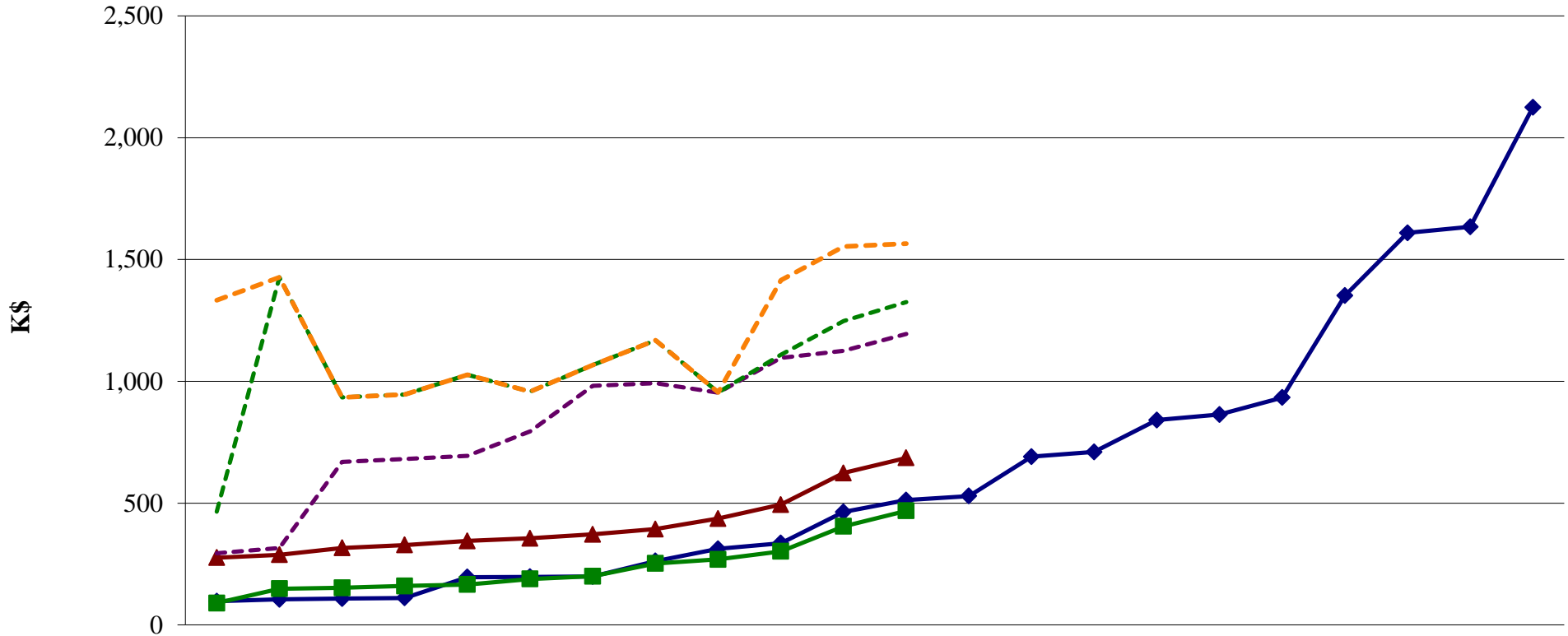


	Sep-10	Oct-10	Nov-10	Dec-10	Jan-11	Feb-11	Mar-11	Apr-11	May-11	Jun-11	Jul-11	Aug-11	Sep-11	Oct-11	Nov-11	Dec-11	Jan-12	Feb-12	Mar-12	Apr-12	May-12	Jun-12
BCWS	330	339	353	395	426	452	486	902	926	955	984	1,021	1,159	1,189	1,225	1,327	1,355	1,384	1,413	1,441	1,469	1,499
BCWP	494	517	561	592	703	703	737	757	757	783	813	939										
ACWP	658	712	822	866	945	992	1,029	1,082	1,115	1,178	1,231	1,343										
Obligated	1,005	1,260	1,281	1,373	1,390	1,419	1,411	1,435	1,460	1,496	1,513	1,542										
Pending	1,131	1,293	1,433	1,396	1,404	1,430	1,418	1,441	1,484	1,496	1,513	1,544										

**Budget-at-Completion**  
**\$1,703K**

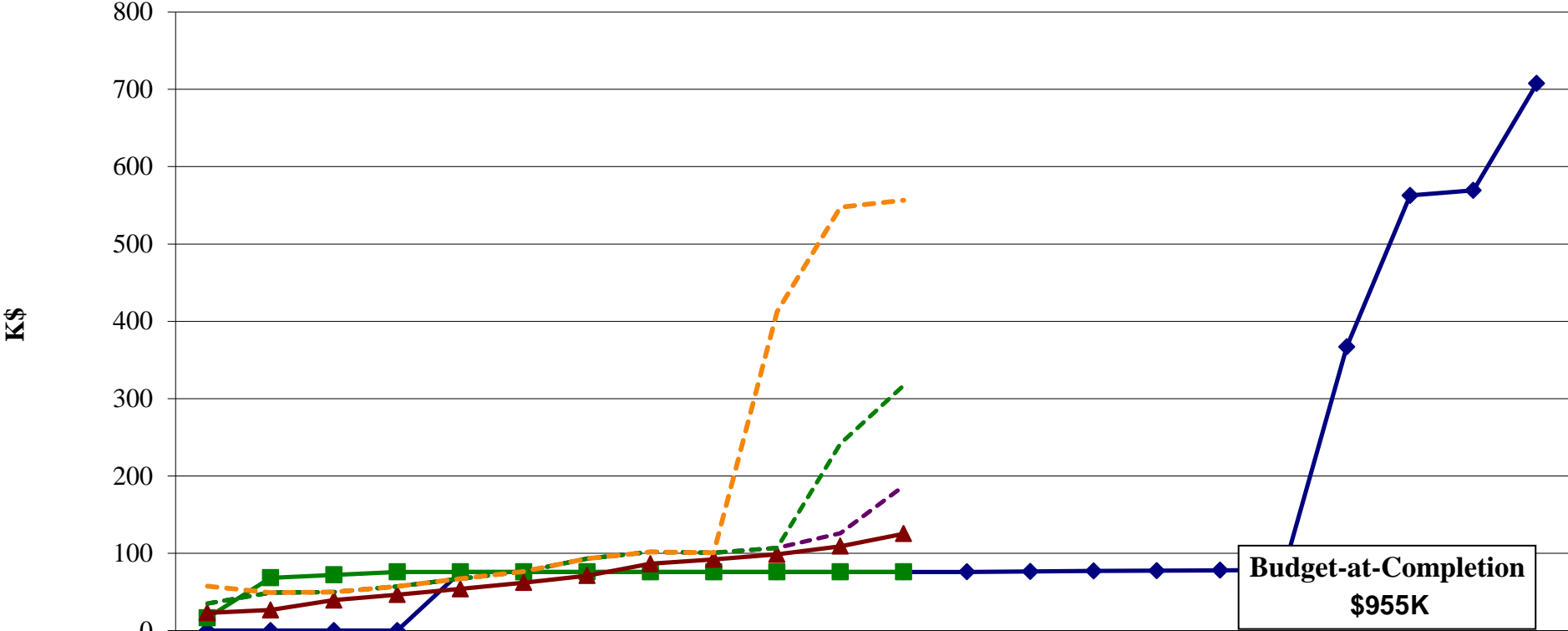


## 12 GeV 1.4.2.2.3 Time of Flight Earned Value \$K



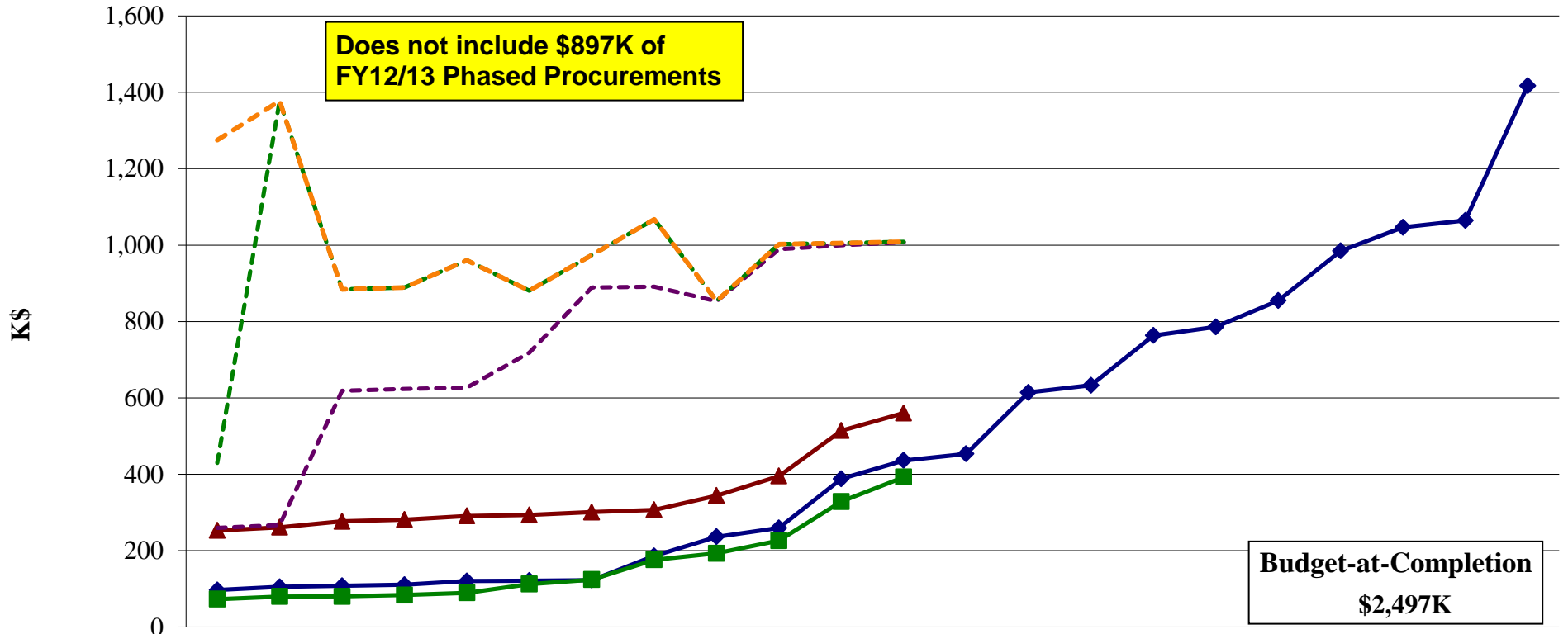
	Sep-10	Oct-10	Nov-10	Dec-10	Jan-11	Feb-11	Mar-11	Apr-11	May-11	Jun-11	Jul-11	Aug-11	Sep-11	Oct-11	Nov-11	Dec-11	Jan-12	Feb-12	Mar-12	Apr-12	May-12	Jun-12
BCWS	97	105	108	111	196	197	199	262	312	336	464	512	529	691	710	841	864	933	1,351	1,609	1,634	2,125
BCWP	90	148	153	160	166	189	200	252	269	302	405	469										
ACWP	276	288	316	328	345	355	372	393	437	494	624	686										
Obligated	295	316	669	681	694	795	982	993	954	1,096	1,126	1,194										
Pending	465	1,427	934	946	1,027	958	1,067	1,169	954	1,109	1,247	1,326										
NOFUND & FY12 PRs	1,333	1,427	934	946	1,027	958	1,067	1,169	954	1,415	1,553	1,565										

# 12 GeV 1.4.2.2.3.1 Central TOF Earned Value \$K



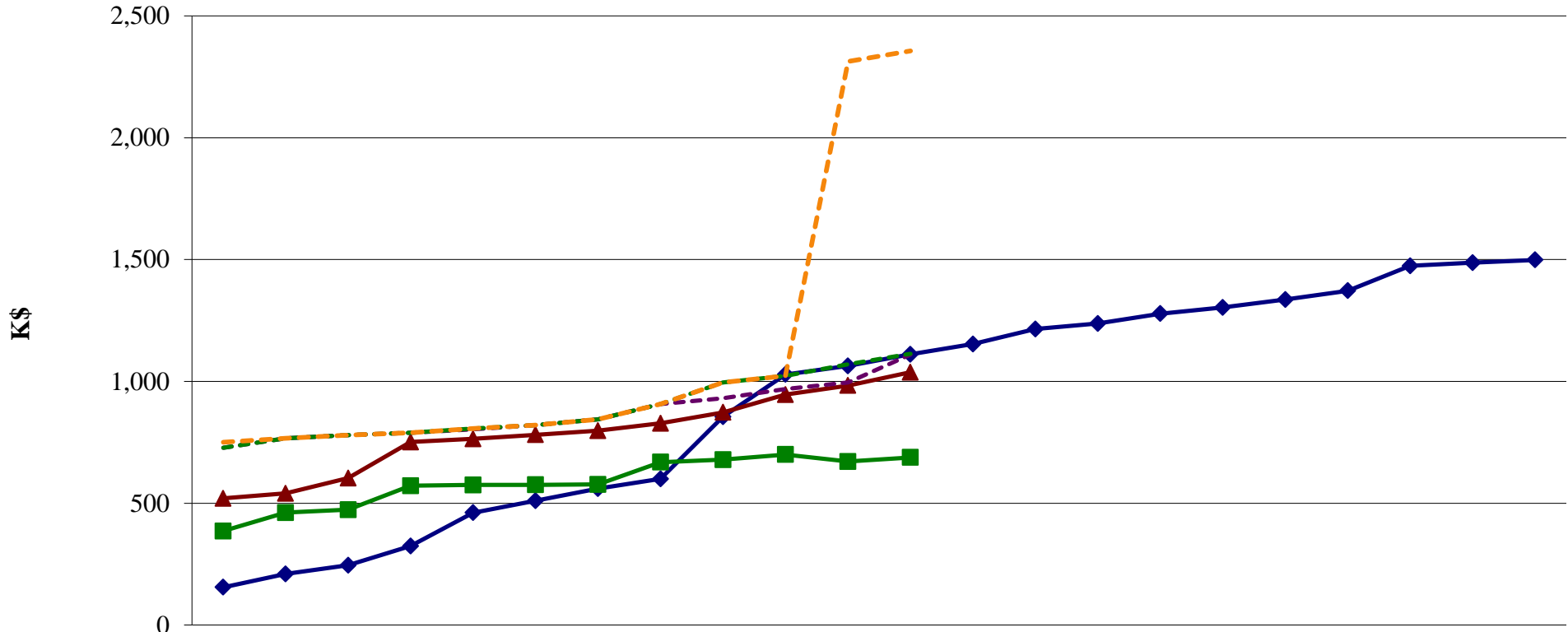
	Sep-10	Oct-10	Nov-10	Dec-10	Jan-11	Feb-11	Mar-11	Apr-11	May-11	Jun-11	Jul-11	Aug-11	Sep-11	Oct-11	Nov-11	Dec-11	Jan-12	Feb-12	Mar-12	Apr-12	May-12	Jun-12	
BCWS	0	0	0	0	76	76	76	76	76	76	76	76	76	77	77	78	78	79	367	563	569	707	
BCWP	17	68	72	76	76	76	76	76	76	76	76	76											
ACWP	23	27	40	47	54	62	71	87	92	99	109	125											
Obligated	35	49	50	57	67	77	93	102	101	107	126	187											
Pending	35	49	50	57	67	77	93	102	101	107	242	317											
NOFUND & FY12 PRs	57	49	50	57	67	77	93	102	101	413	547	557											

# 12 GeV 1.4.2.2.3.2 Forward TOF Earned Value \$K



	Sep-10	Oct-10	Nov-10	Dec-10	Jan-11	Feb-11	Mar-11	Apr-11	May-11	Jun-11	Jul-11	Aug-11	Sep-11	Oct-11	Nov-11	Dec-11	Jan-12	Feb-12	Mar-12	Apr-12	May-12	Jun-12
BCWS	97	105	108	111	120	121	123	186	236	260	388	436	453	614	633	763	786	855	985	1,047	1,065	1,417
BCWP	73	80	80	84	90	113	124	176	193	226	329	393										
ACWP	253	261	277	281	291	293	301	307	344	395	514	560										
Obligated	260	267	619	624	627	718	889	891	853	989	1,000	1,007										
Pending	430	1,378	884	889	960	881	974	1,067	854	1,002	1,005	1,009										
NOFUND & FY12 PRs	1,275	1,378	884	889	960	881	974	1,067	854	1,002	1,005	1,009										

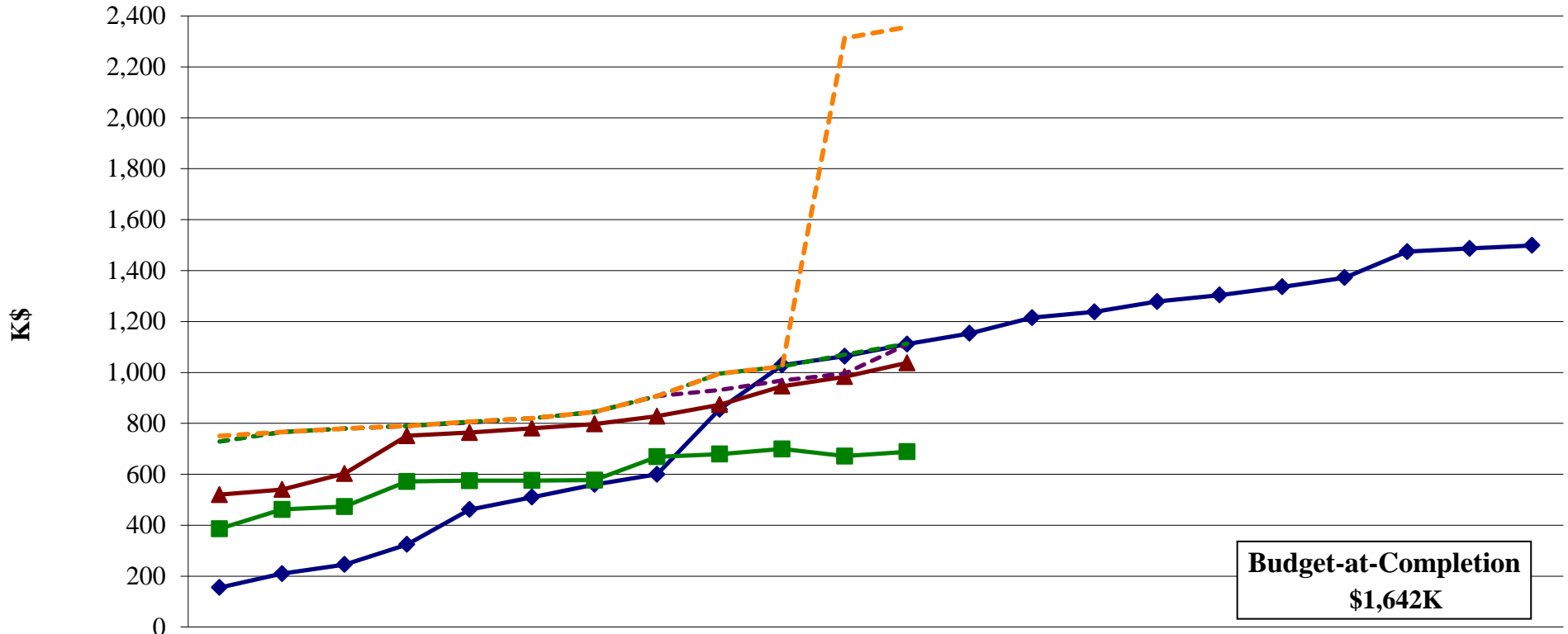
# 12 GeV 1.4.2.2.4 Cerenkov Earned Value \$K



	Sep-10	Oct-10	Nov-10	Dec-10	Jan-11	Feb-11	Mar-11	Apr-11	May-11	Jun-11	Jul-11	Aug-11	Sep-11	Oct-11	Nov-11	Dec-11	Jan-12	Feb-12	Mar-12	Apr-12	May-12	Jun-12
BCWS	155	210	246	325	461	510	560	600	855	1,029	1,064	1,111	1,153	1,215	1,238	1,278	1,304	1,336	1,372	1,474	1,487	1,499
BCWP	386	462	473	572	575	576	577	669	679	700	671	688										
ACWP	520	540	603	751	764	781	798	828	873	946	983	1,038										
Obligated	728	766	780	790	803	820	845	907	931	969	996	1,111										
Pending	728	766	780	790	806	820	845	907	996	1,023	1,070	1,113										
NOFUND & FY12 PRs	751	766	780	790	806	820	845	907	996	1,023	2,313	2,356										

# 12 GeV 1.4.2.2.4.1 High Threshold CC

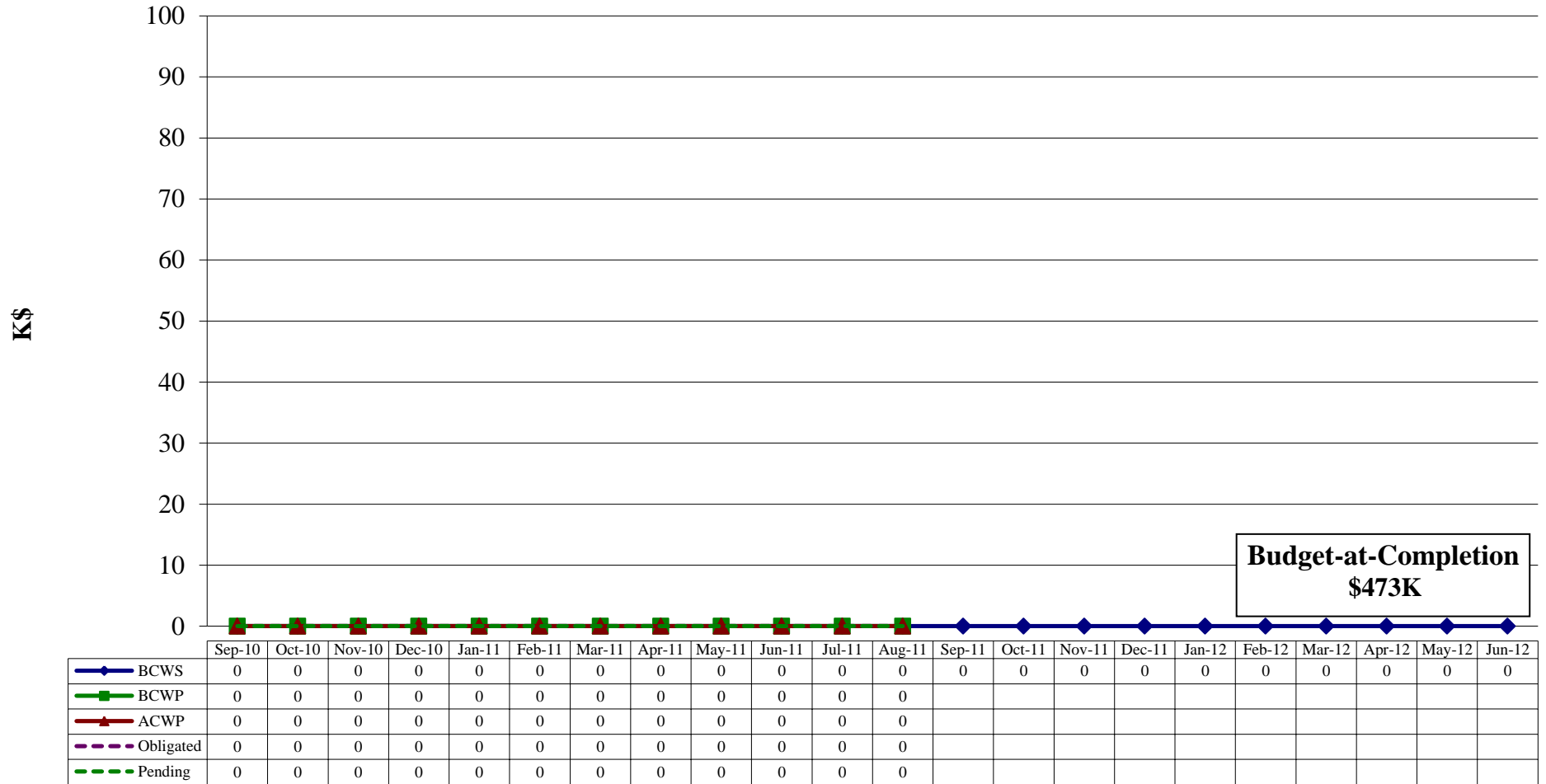
## Earned Value \$K



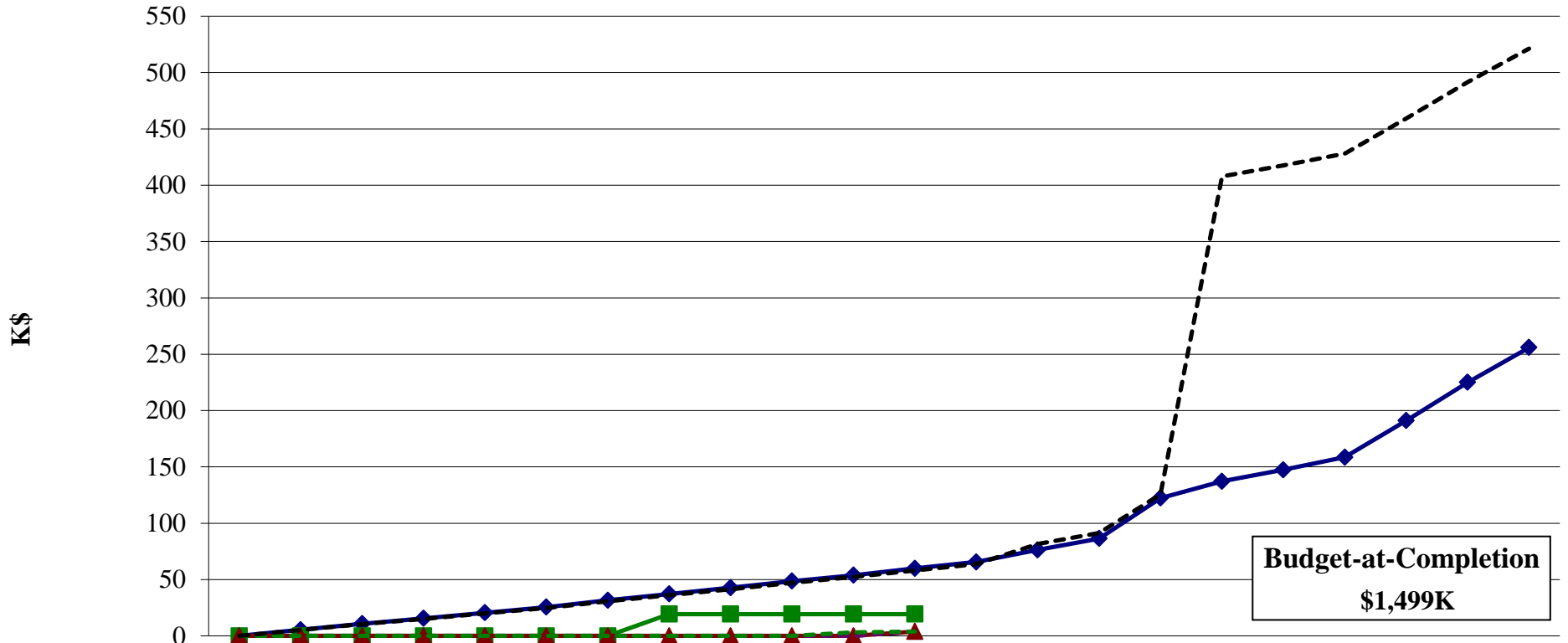
	Sep-10	Oct-10	Nov-10	Dec-10	Jan-11	Feb-11	Mar-11	Apr-11	May-11	Jun-11	Jul-11	Aug-11	Sep-11	Oct-11	Nov-11	Dec-11	Jan-12	Feb-12	Mar-12	Apr-12	May-12	Jun-12
BCWS	155	210	246	325	461	510	560	600	855	1,029	1,064	1,111	1,153	1,215	1,238	1,278	1,304	1,336	1,372	1,474	1,487	1,499
BCWP	386	462	473	572	575	576	577	669	679	700	671	688										
ACWP	520	540	603	751	764	781	798	828	873	946	983	1,038										
Obligated	728	766	780	790	803	820	845	907	931	969	996	1,111										
Pending	728	766	780	790	806	820	845	907	996	1,023	1,070	1,113										
NOFUND & FY12 PRs	751	766	780	790	806	820	845	907	996	1,023	2,313	2,356										

# 12 GeV 1.4.2.2.4.2 Low Threshold CC

## Earned Value \$K



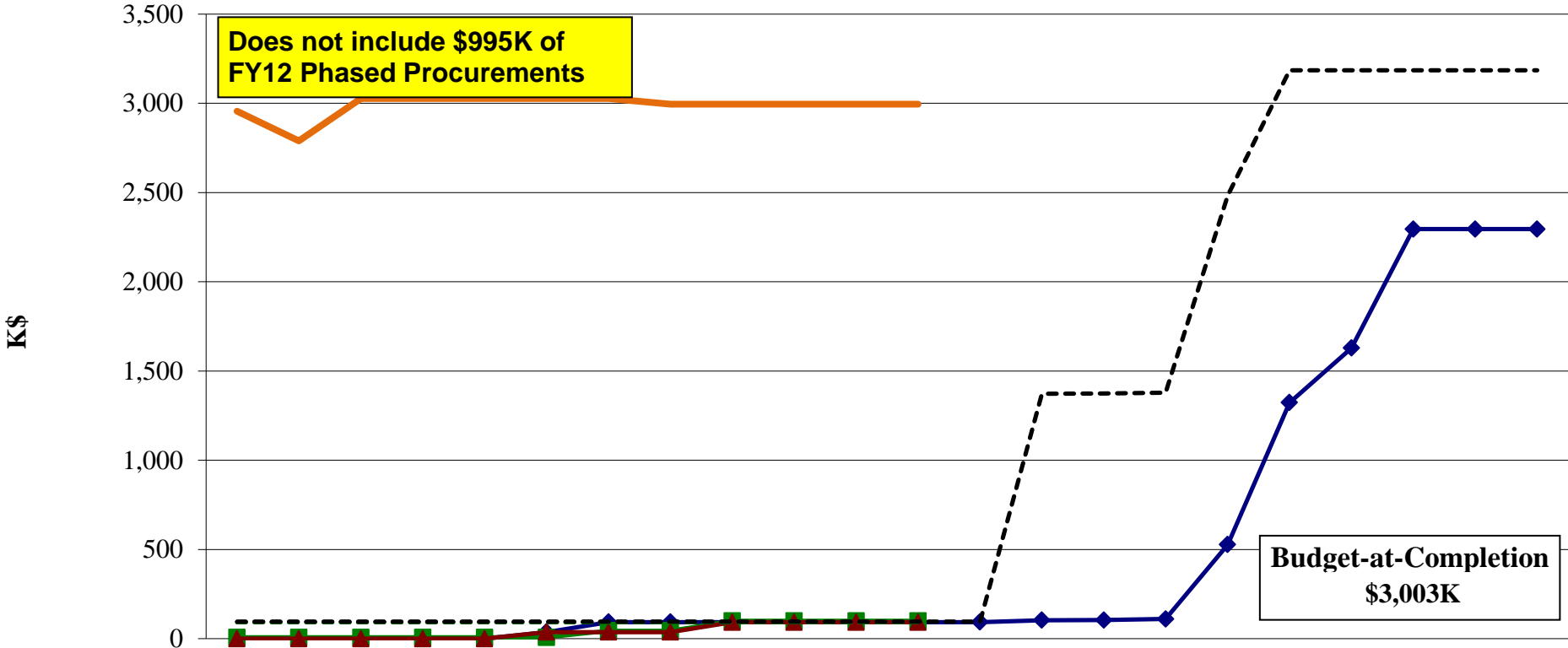
# 12 GeV 1.4.2.3 Computing Earned Value \$K



**Budget-at-Completion  
\$1,499K**

	Sep-10	Oct-10	Nov-10	Dec-10	Jan-11	Feb-11	Mar-11	Apr-11	May-11	Jun-11	Jul-11	Aug-11	Sep-11	Oct-11	Nov-11	Dec-11	Jan-12	Feb-12	Mar-12	Apr-12	May-12	Jun-12
BCWS	0	6	11	16	21	26	32	37	43	49	54	60	66	76	86	122	137	147	159	191	225	256
BCWP	0	0	0	0	0	0	0	19	19	19	19	19										
ACWP	0	0	0	0	0	0	0	0	0	0	0	4										
Obligated	0	0	0	0	0	0	0	0	0	0	0	4										
Pending	0	0	0	0	0	0	0	0	0	0	3	4										
P6 Obl (FY11 Direct \$ with 6.02%)	0	5	11	15	20	25	31	36	42	47	52	58	64	82	91	126	408	417	428	459	492	521
CAM EAC	1,500	1,499	1,499	1,499	1,499	1,499	1,499	1,499	1,480	1,480	1,480	1,480										

# 12 GeV 1.4.2.4 Electronics Earned Value \$K

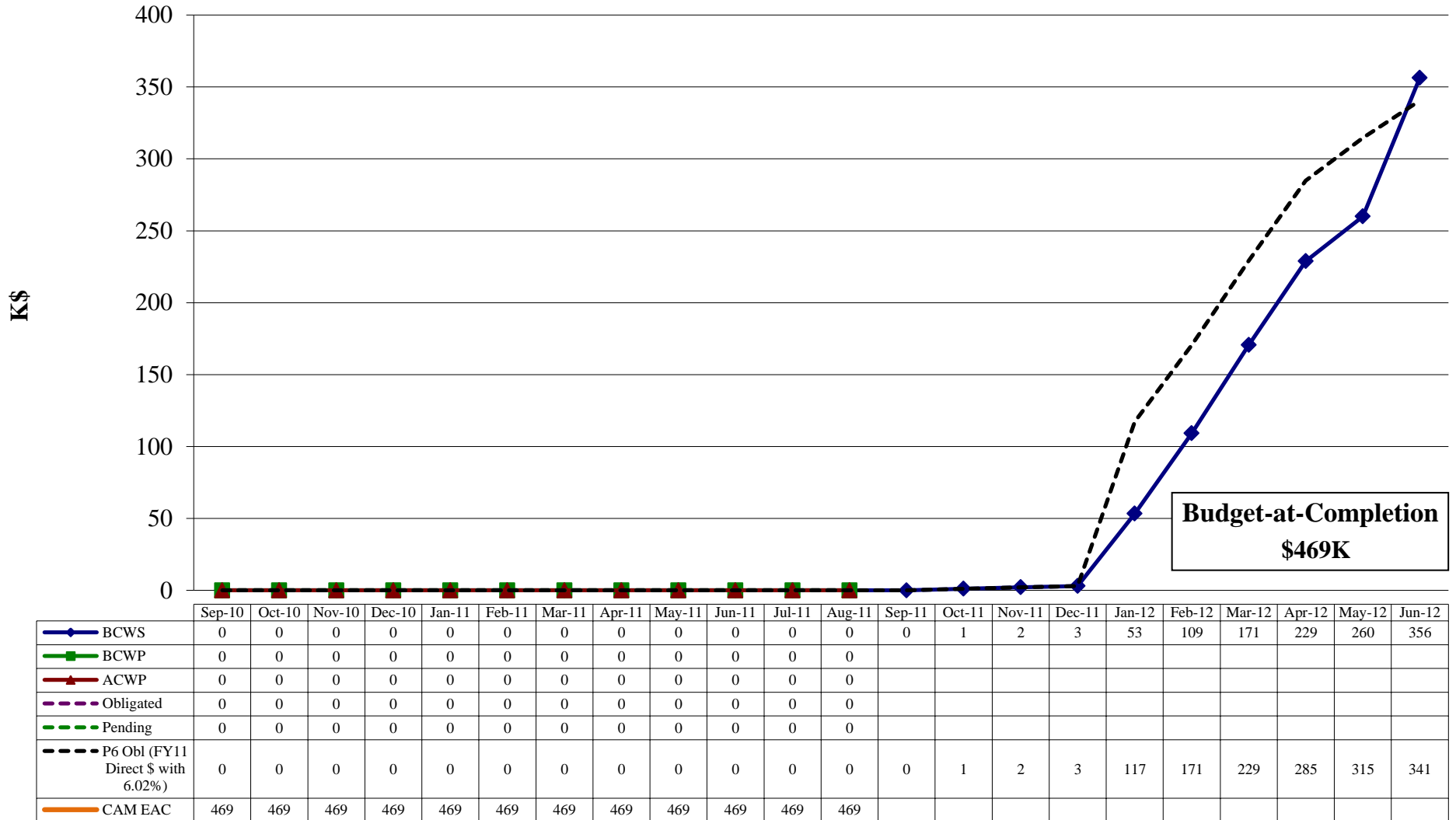


	Sep-10	Oct-10	Nov-10	Dec-10	Jan-11	Feb-11	Mar-11	Apr-11	May-11	Jun-11	Jul-11	Aug-11	Sep-11	Oct-11	Nov-11	Dec-11	Jan-12	Feb-12	Mar-12	Apr-12	May-12	Jun-12
BCWS	0	0	0	0	0	37	92	92	92	92	92	92	92	104	104	110	527	1,323	1,628	2,295	2,295	2,295
BCWP	7	7	7	7	7	7	44	44	100	100	100	100										
ACWP	0	0	0	0	0	37	37	37	92	92	92	92										
Obligated	92	92	92	92	92	92	92	92	92	92	92	92										
Pending	92	92	92	92	92	92	92	92	92	92	92	92										
P6 Obl (FY11 Direct \$ with 6.02%)	95	95	95	95	95	95	95	95	95	95	95	95	95	1,373	1,373	1,379	2,483	3,185	3,185	3,185	3,185	3,185
CAM EAC	2,956	2,790	3,027	3,027	3,027	3,027	3,027	2,995	2,995	2,995	2,995	2,995										



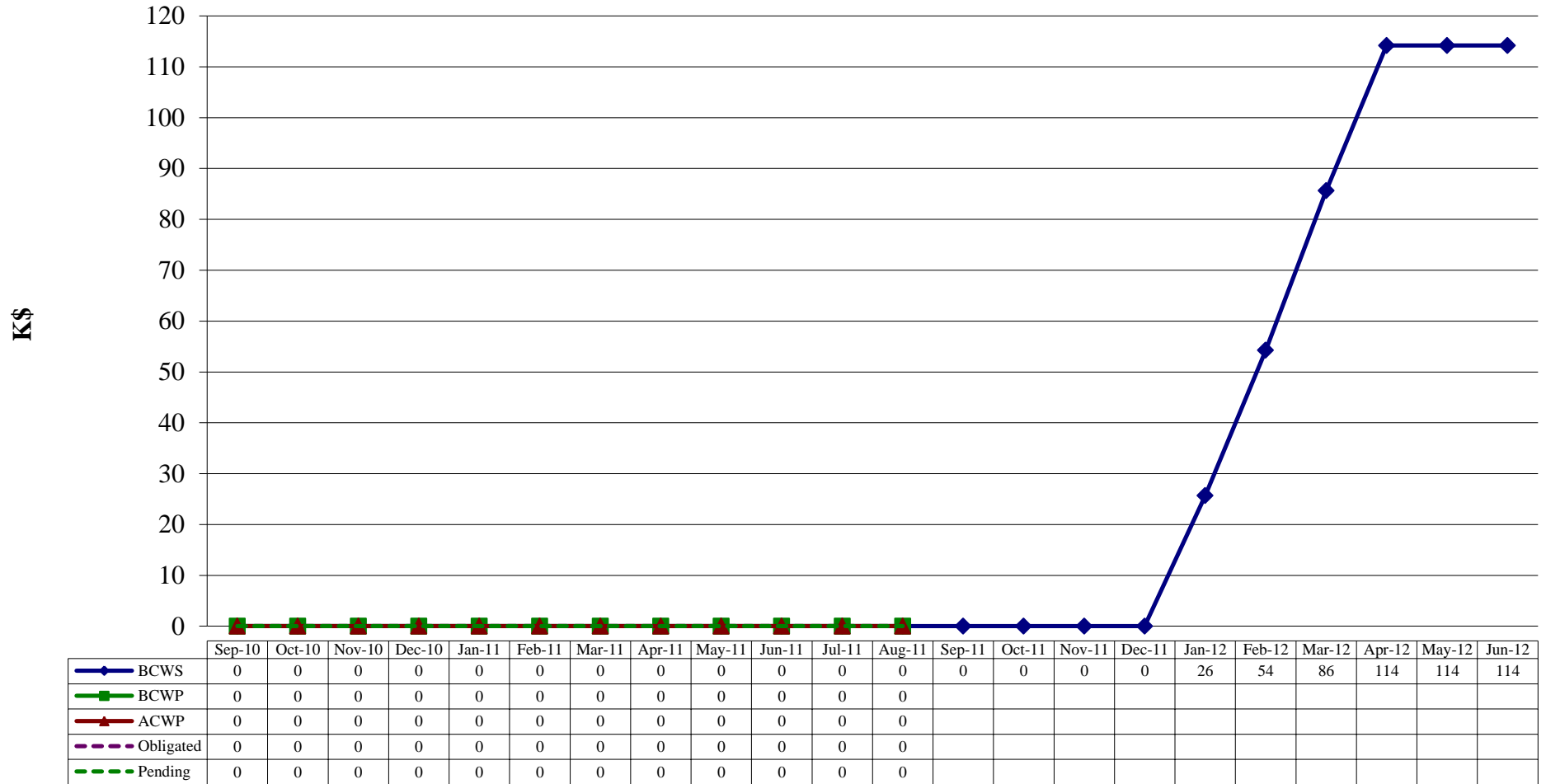
# 12 GeV 1.4.2.5 Beamline

## Earned Value \$K



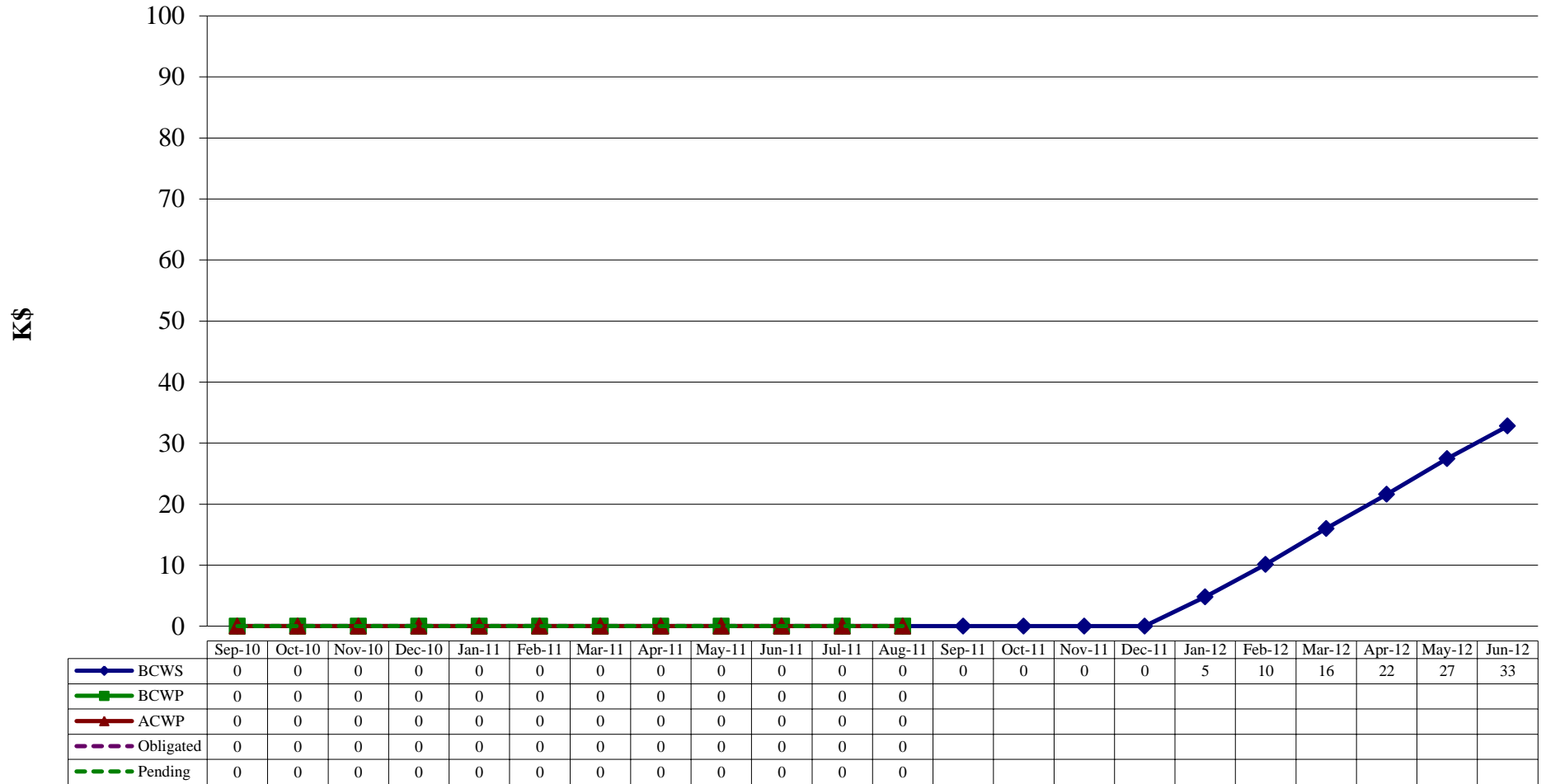
# 12 GeV 1.4.2.5.1 Faraday Cup Upgrade

## Earned Value \$K

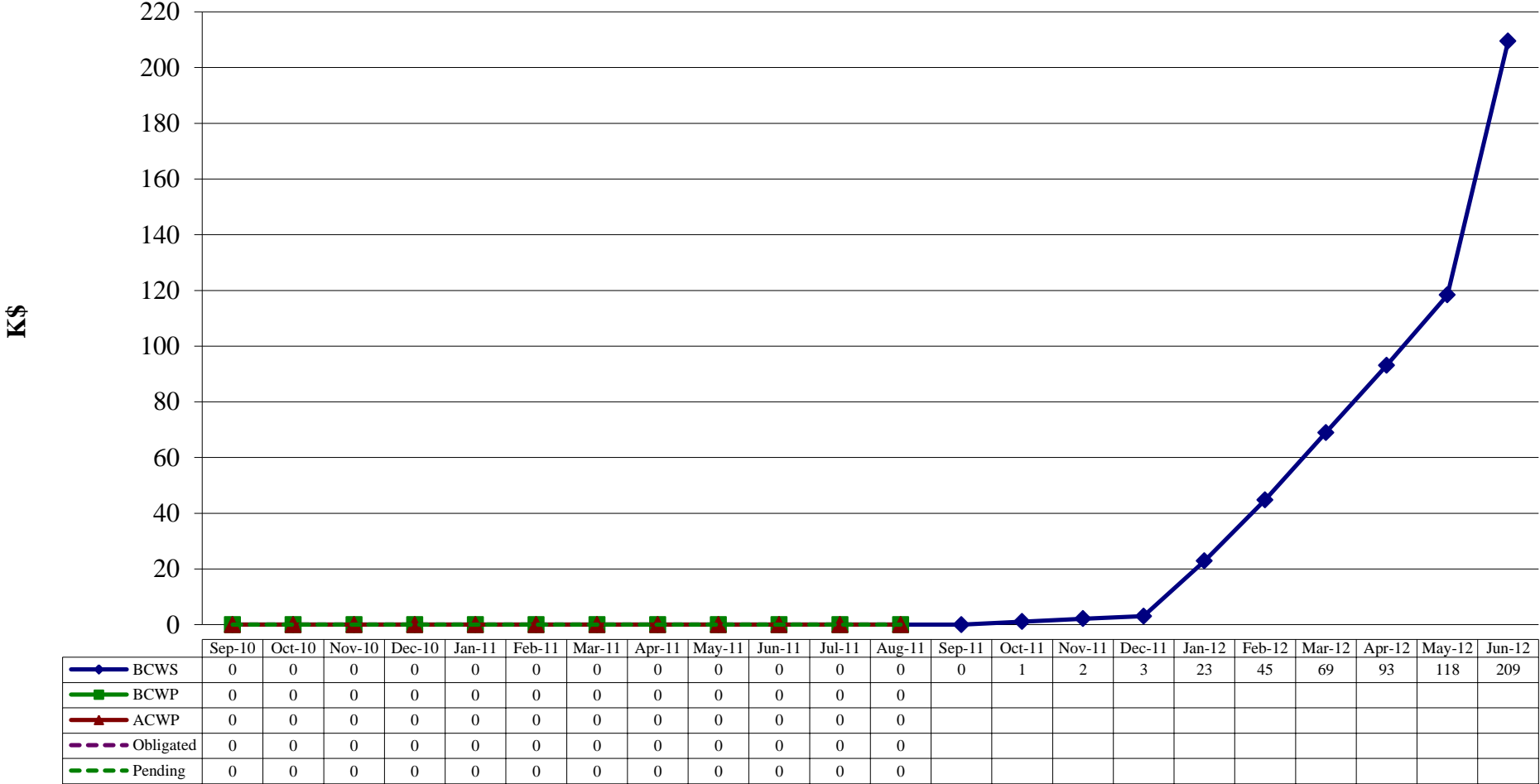


# 12 GeV 1.4.2.5.2 Moller Polarimeter Upgrade

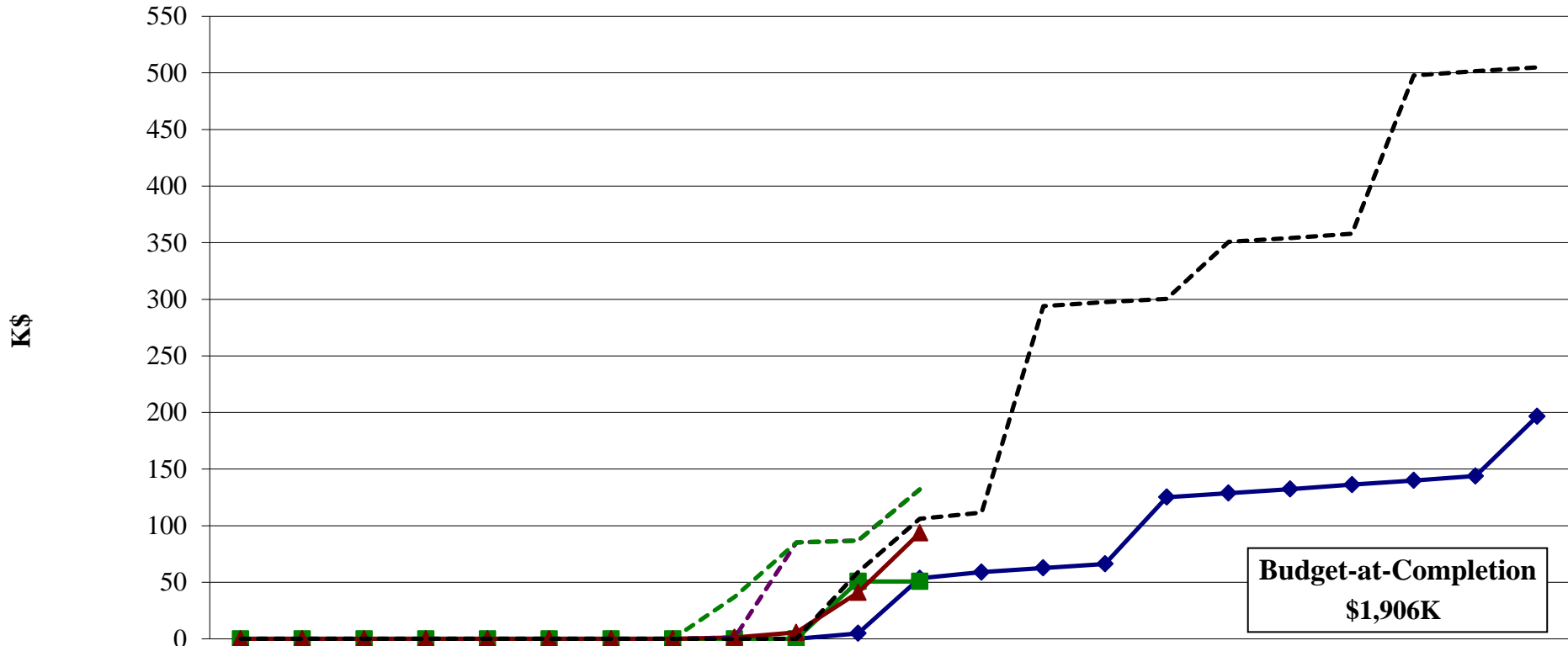
## Earned Value \$K



# 12 GeV 1.4.2.5.4 Components Earned Value \$K

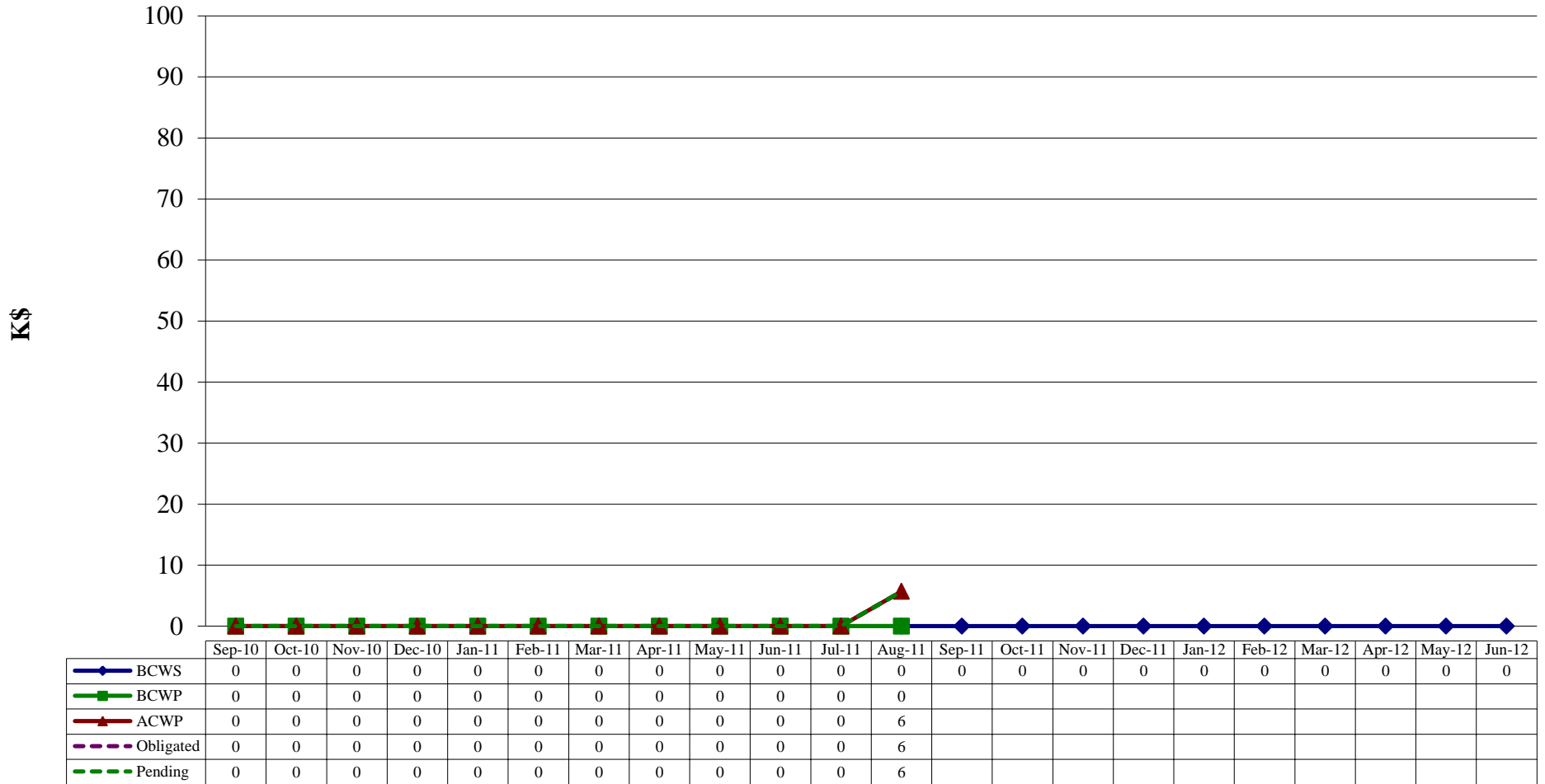


# 12 GeV 1.4.2.6 Infrastructure Earned Value \$K



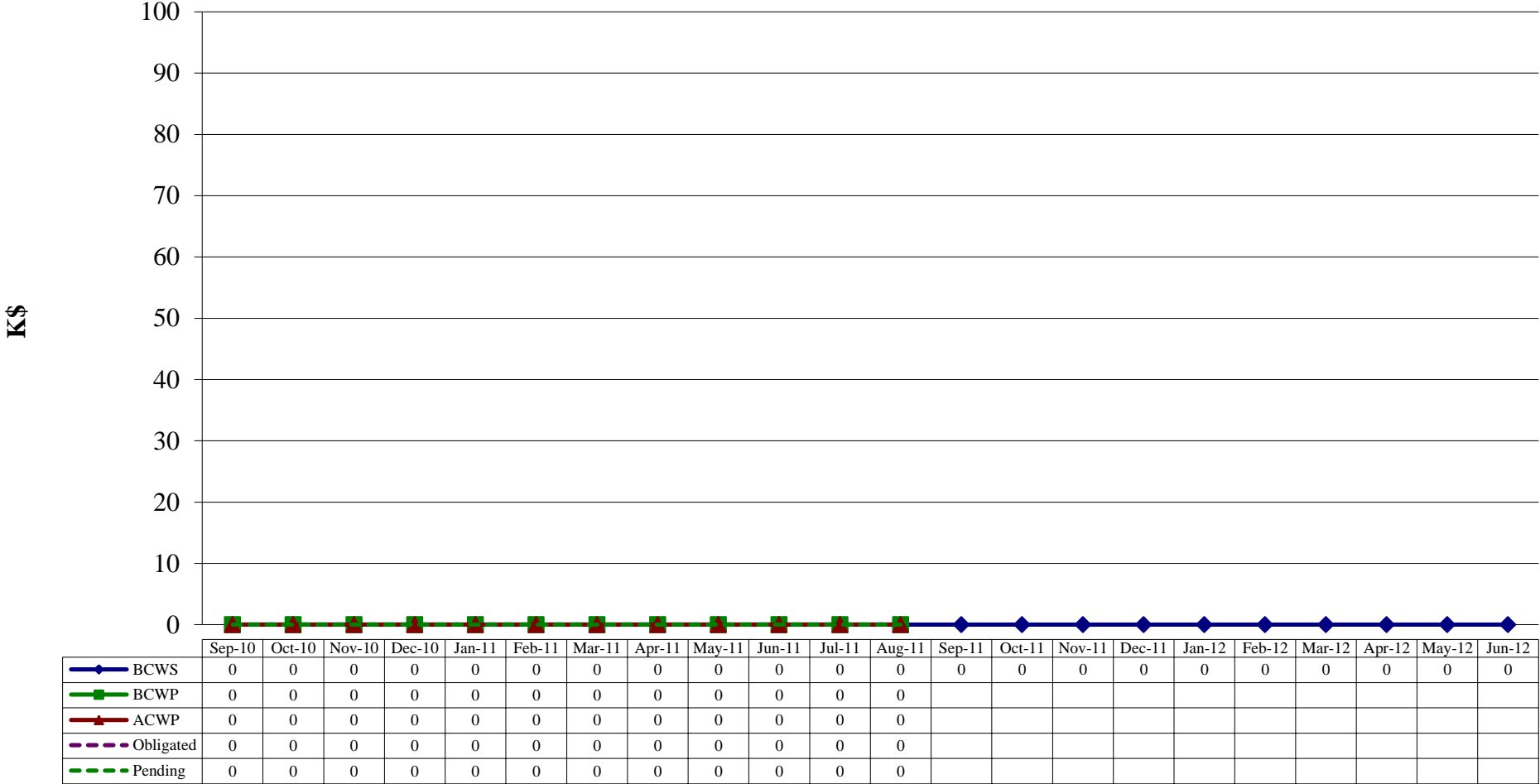
	Sep-10	Oct-10	Nov-10	Dec-10	Jan-11	Feb-11	Mar-11	Apr-11	May-11	Jun-11	Jul-11	Aug-11	Sep-11	Oct-11	Nov-11	Dec-11	Jan-12	Feb-12	Mar-12	Apr-12	May-12	Jun-12
BCWS	0	0	0	0	0	0	0	0	0	0	5	53	59	63	66	125	129	132	136	140	144	197
BCWP	0	0	0	0	0	0	0	0	0	0	51	51										
ACWP	0	0	0	0	0	0	0	0	1	6	41	94										
Obligated	0	0	0	0	0	0	0	0	1	85	87	132										
Pending	0	0	0	0	0	0	0	0	37	85	87	132										
P6 Obl (FY11 Direct \$ with 6.02%)	0	0	0	0	0	0	0	0	0	0	59	106	112	294	297	300	351	354	358	498	502	505
CAM EAC	1,922	1,922	1,922	1,922	1,922	1,925	1,924	1,924	1,924	1,908	1,912	1,897										

# 12 GeV 1.4.2.6.1 Utilities Earned Value \$K

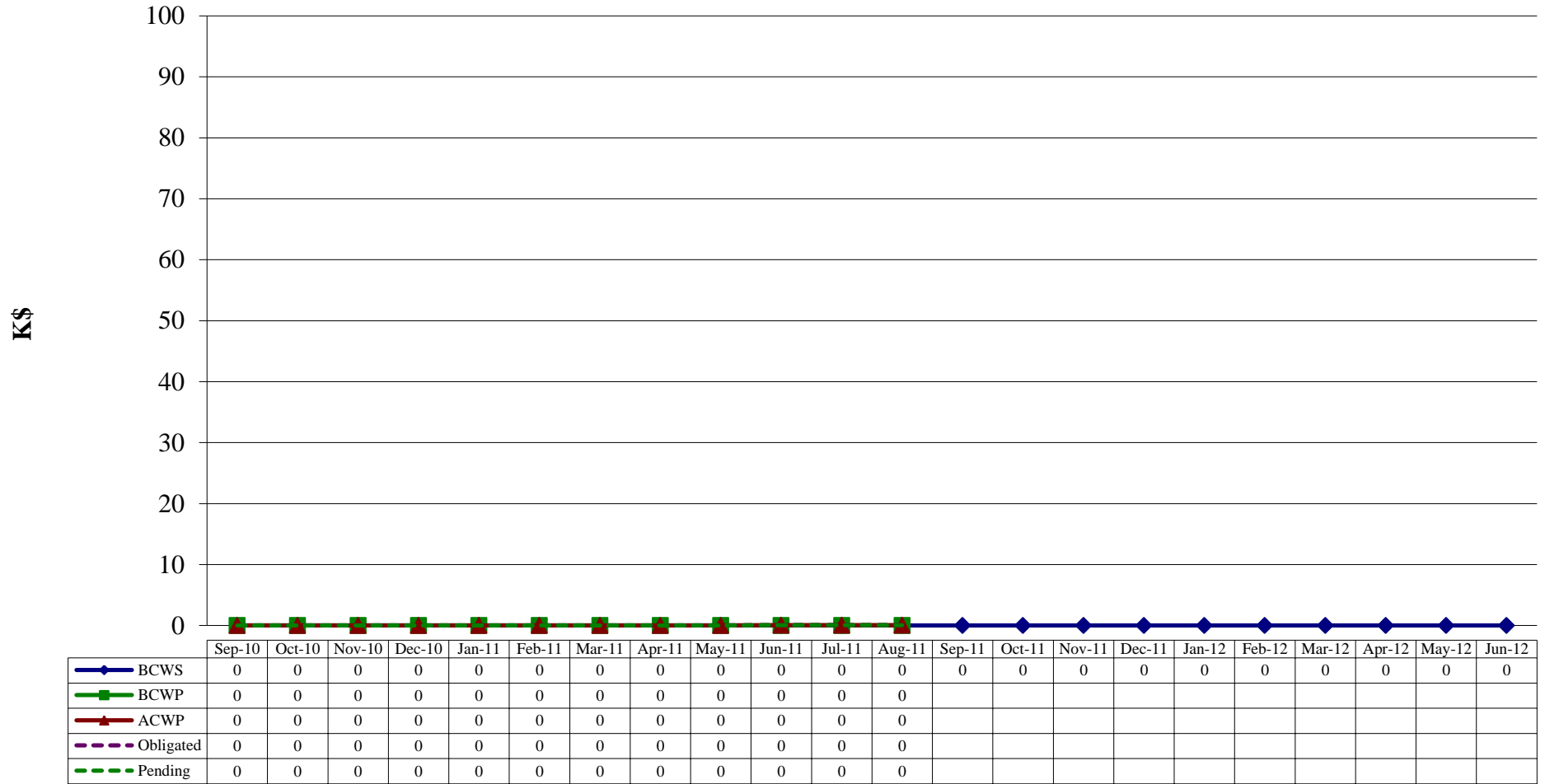


# 12 GeV 1.4.2.6.2 Mechanical Frames

## Earned Value \$K

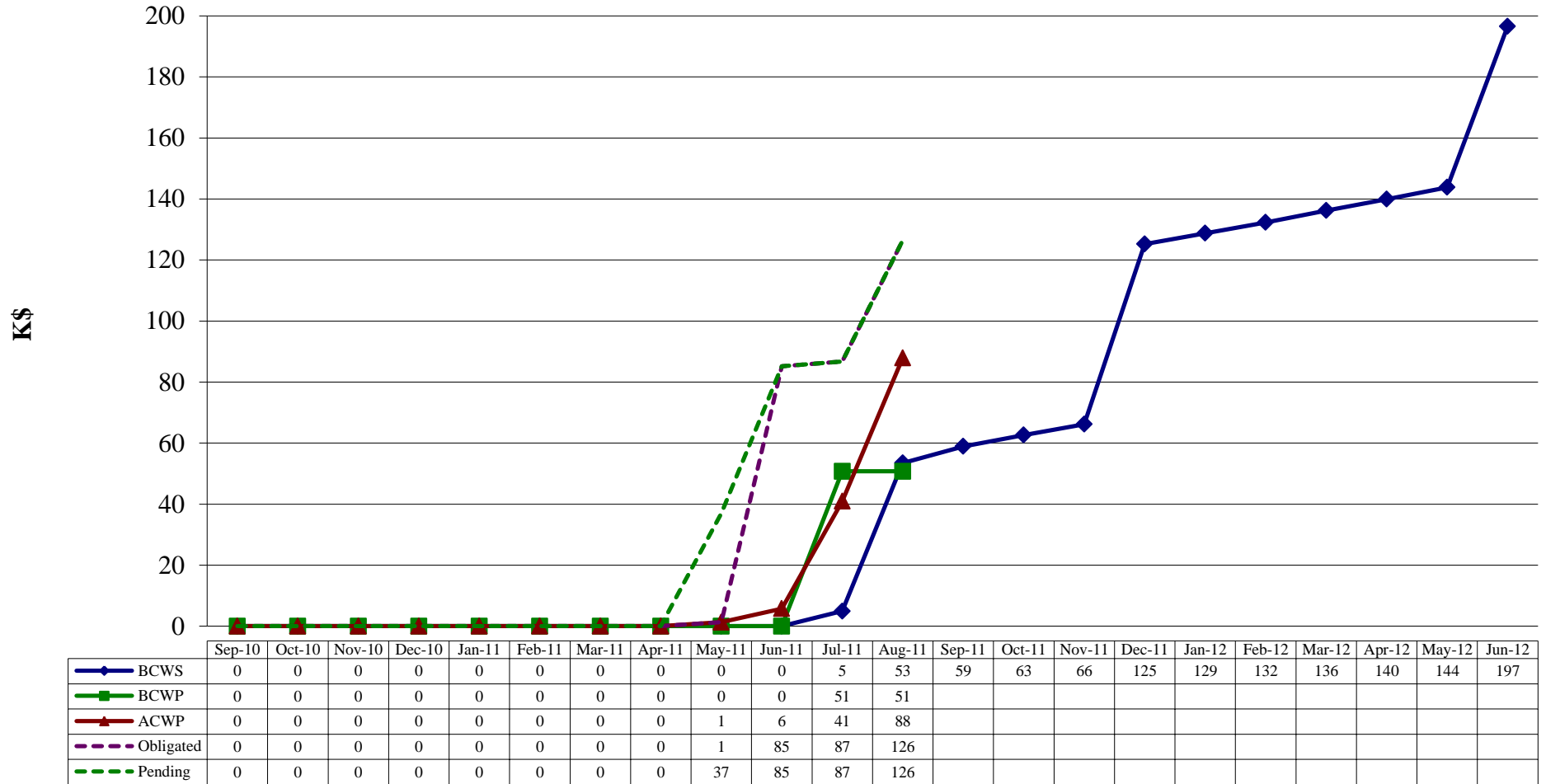


# 12 GeV 1.4.2.6.3 Assembly Earned Value \$K



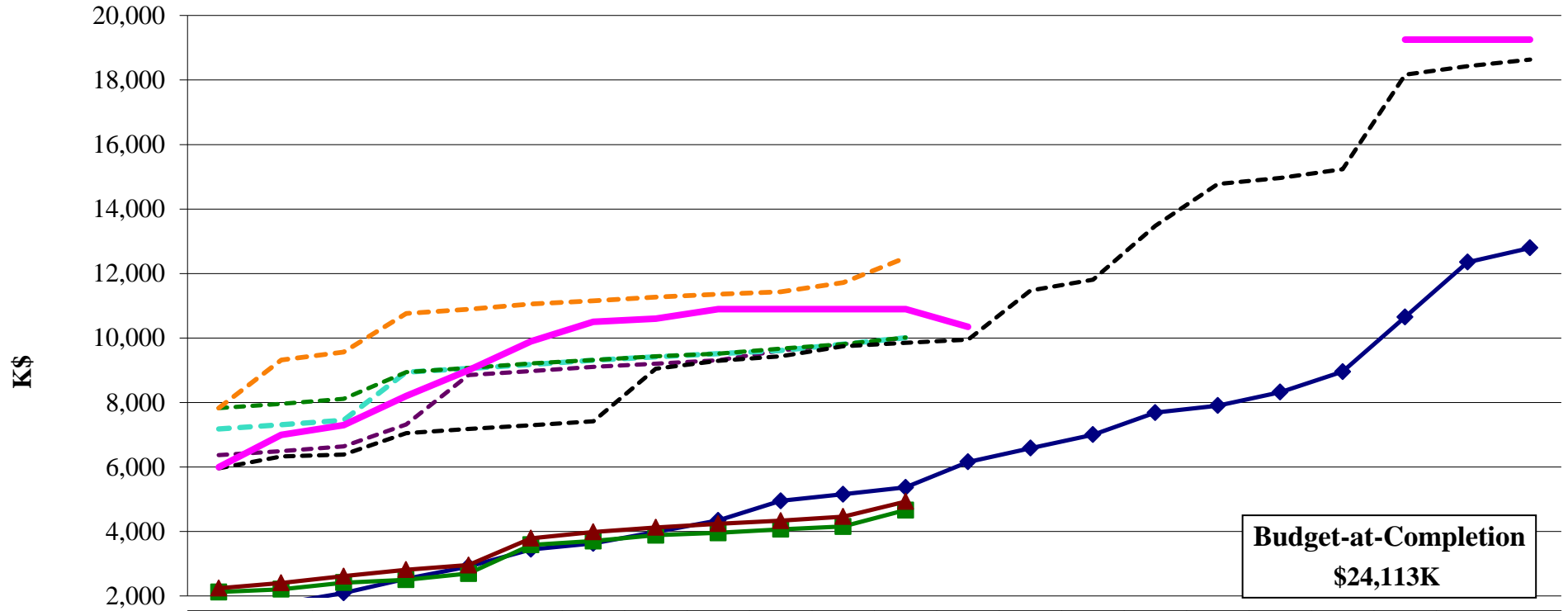


# 12 GeV 1.4.2.6.4 Installation Earned Value \$K



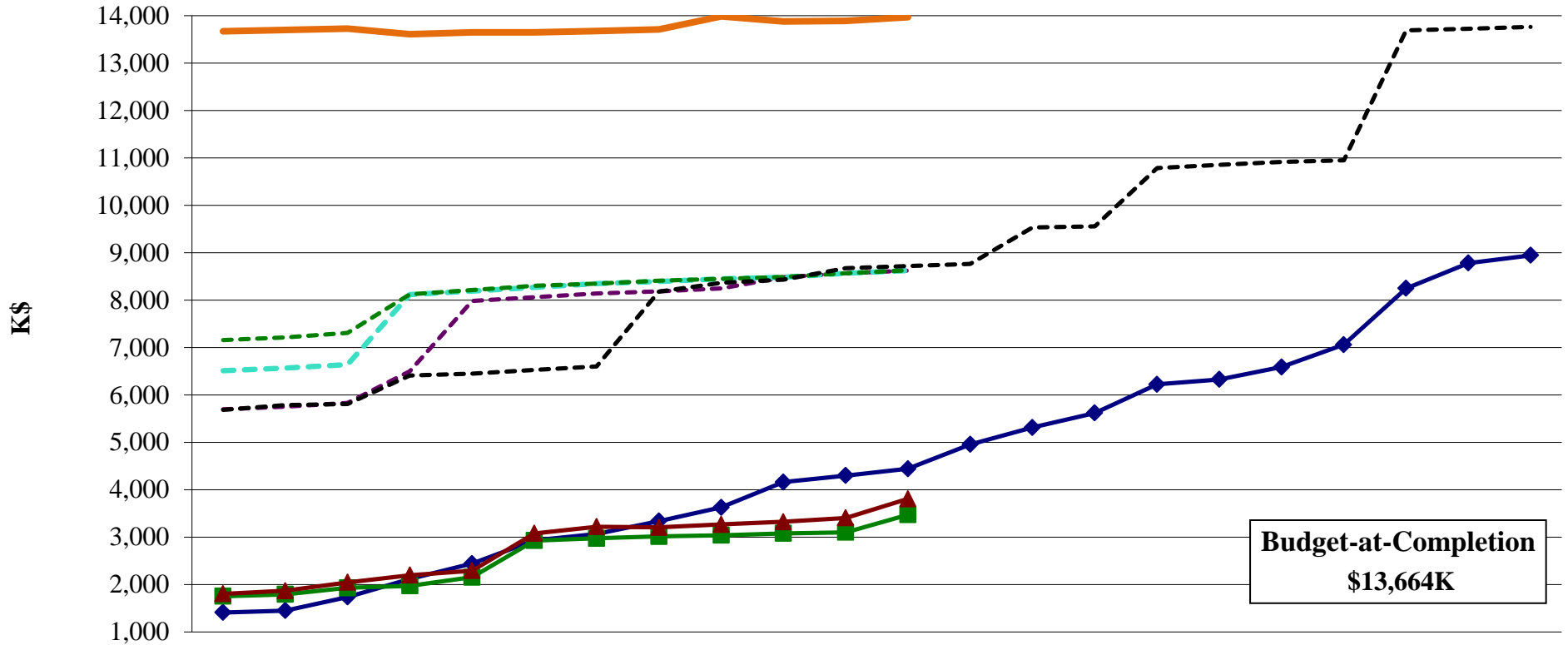
# 12 GeV 1.4.3 Construction Hall C

## Earned Value \$K



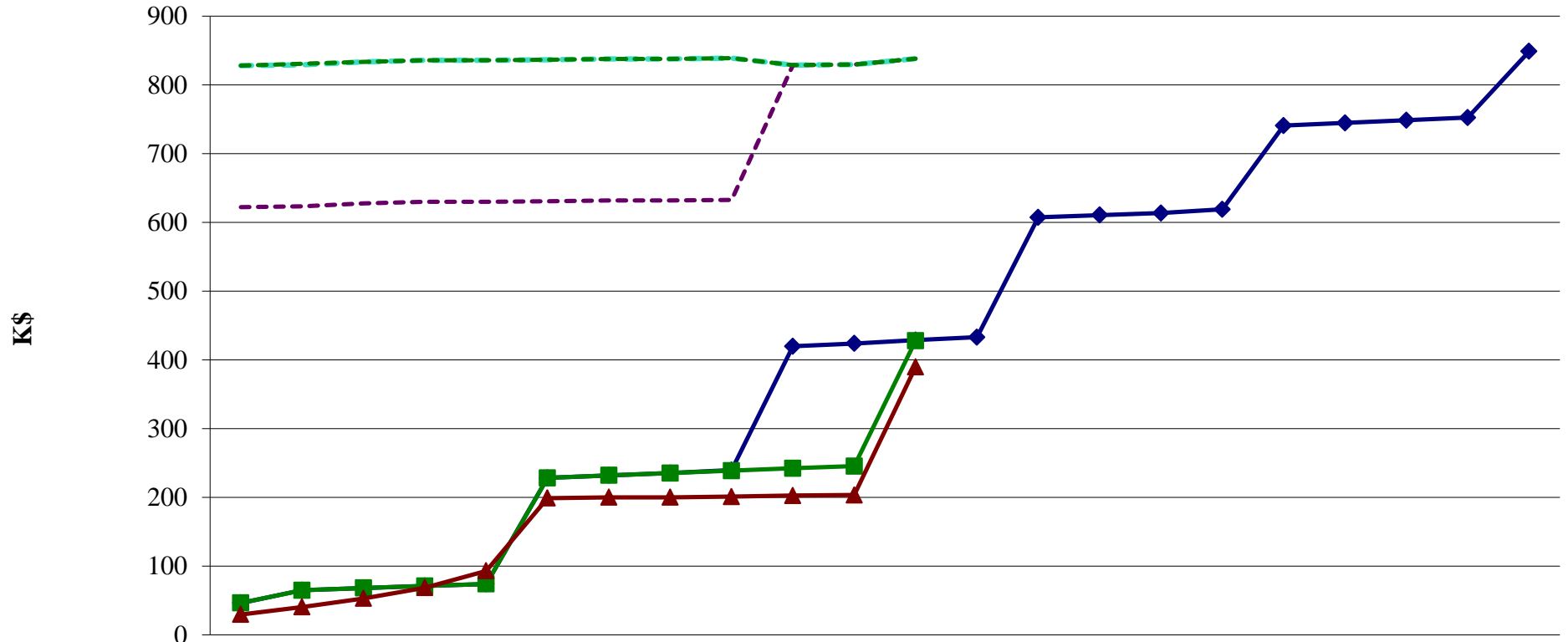
	Sep-10	Oct-10	Nov-10	Dec-10	Jan-11	Feb-11	Mar-11	Apr-11	May-11	Jun-11	Jul-11	Aug-11	Sep-11	Oct-11	Nov-11	Dec-11	Jan-12	Feb-12	Mar-12	Apr-12	May-12	Jun-12	
BCWS	1,709	1,764	2,094	2,537	2,913	3,445	3,629	3,989	4,343	4,948	5,153	5,369	6,157	6,585	7,004	7,685	7,904	8,322	8,957	10,650	12,352	12,796	
BCWP	2,121	2,210	2,413	2,504	2,697	3,584	3,707	3,886	3,960	4,069	4,157	4,663											
ACWP	2,242	2,405	2,616	2,815	2,958	3,793	3,988	4,127	4,239	4,337	4,463	4,928											
Obligated	6,372	6,496	6,636	7,323	8,848	8,972	9,108	9,208	9,312	9,614	9,807	10,007											
FY11 Phase POs	7,184	7,308	7,448	8,941	9,054	9,178	9,314	9,414	9,518	9,614	9,807	10,007											
Pending	7,830	7,956	8,115	8,945	9,075	9,216	9,316	9,431	9,518	9,674	9,810	10,013											
NOFUND & FY12 PRs	7,830	9,320	9,562	10,763	10,890	11,057	11,157	11,272	11,359	11,433	11,719	12,492											
P6 Obl (FY11 Direct \$ with 6.02%)	5,962	6,326	6,390	7,052	7,177	7,294	7,419	9,047	9,292	9,431	9,743	9,851	9,950	11,470	11,813	13,479	14,774	14,964	15,237	18,169	18,431	18,635	
Funding	6,000	7,000	7,300	8,200	9,000	9,900	10,500	10,600	10,900	10,900	10,900	10,900	10,350								19,256	19,256	19,256
CAM EAC	23,929	24,026	24,086	24,006	24,039	24,039	24,008	24,052	24,402	24,433	24,413	24,469											

# 12 GeV 1.4.3.1 Magnet Earned Value \$K



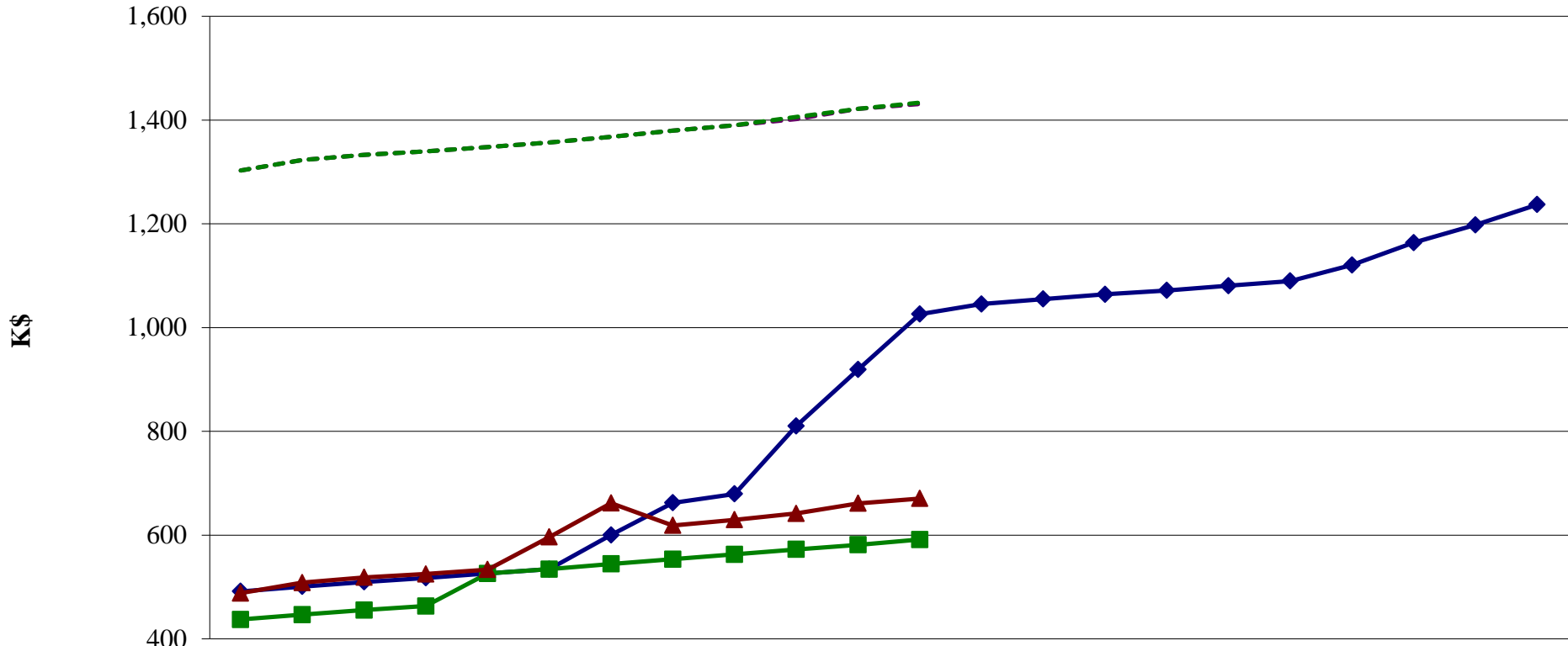
	Sep-10	Oct-10	Nov-10	Dec-10	Jan-11	Feb-11	Mar-11	Apr-11	May-11	Jun-11	Jul-11	Aug-11	Sep-11	Oct-11	Nov-11	Dec-11	Jan-12	Feb-12	Mar-12	Apr-12	May-12	Jun-12
BCWS	1,410	1,448	1,736	2,115	2,442	2,933	3,064	3,337	3,627	4,160	4,299	4,440	4,955	5,313	5,619	6,223	6,326	6,588	7,059	8,249	8,781	8,945
BCWP	1,751	1,791	1,931	1,971	2,154	2,928	2,976	3,013	3,039	3,079	3,101	3,472										
ACWP	1,802	1,867	2,045	2,196	2,292	3,078	3,218	3,204	3,267	3,324	3,406	3,806										
Obligated	5,698	5,754	5,830	6,501	7,984	8,062	8,142	8,186	8,246	8,485	8,566	8,622										
FY11 Phase POs	6,510	6,566	6,642	8,119	8,190	8,268	8,348	8,392	8,452	8,485	8,566	8,622										
Pending	7,156	7,214	7,308	8,122	8,212	8,306	8,350	8,409	8,452	8,489	8,569	8,628										
P6 Obl (FY11 Direct \$ with 6.02%)	5,682	5,788	5,810	6,410	6,450	6,529	6,602	8,182	8,363	8,432	8,674	8,718	8,764	9,534	9,558	10,790	10,856	10,919	10,951	13,693	13,728	13,767
CAM EAC	13,672	13,703	13,728	13,614	13,651	13,651	13,677	13,715	13,986	13,883	13,892	13,969										

# 12 GeV 1.4.3.1.1 HB Magnet Earned Value \$K



	Sep-10	Oct-10	Nov-10	Dec-10	Jan-11	Feb-11	Mar-11	Apr-11	May-11	Jun-11	Jul-11	Aug-11	Sep-11	Oct-11	Nov-11	Dec-11	Jan-12	Feb-12	Mar-12	Apr-12	May-12	Jun-12	
BCWS	47	65	68	71	74	228	232	235	240	420	424	429	433	607	611	614	619	741	745	748	752	849	
BCWP	47	65	68	71	74	228	232	235	239	242	246	428											
ACWP	30	41	53	69	93	199	200	200	201	203	204	390											
Obligated	622	623	628	630	630	631	632	632	633	829	830	838											
FY11 Phase POs	828	829	834	836	836	837	838	838	839	829	830	838											
Pending	828	831	834	836	836	837	838	838	839	829	830	838											

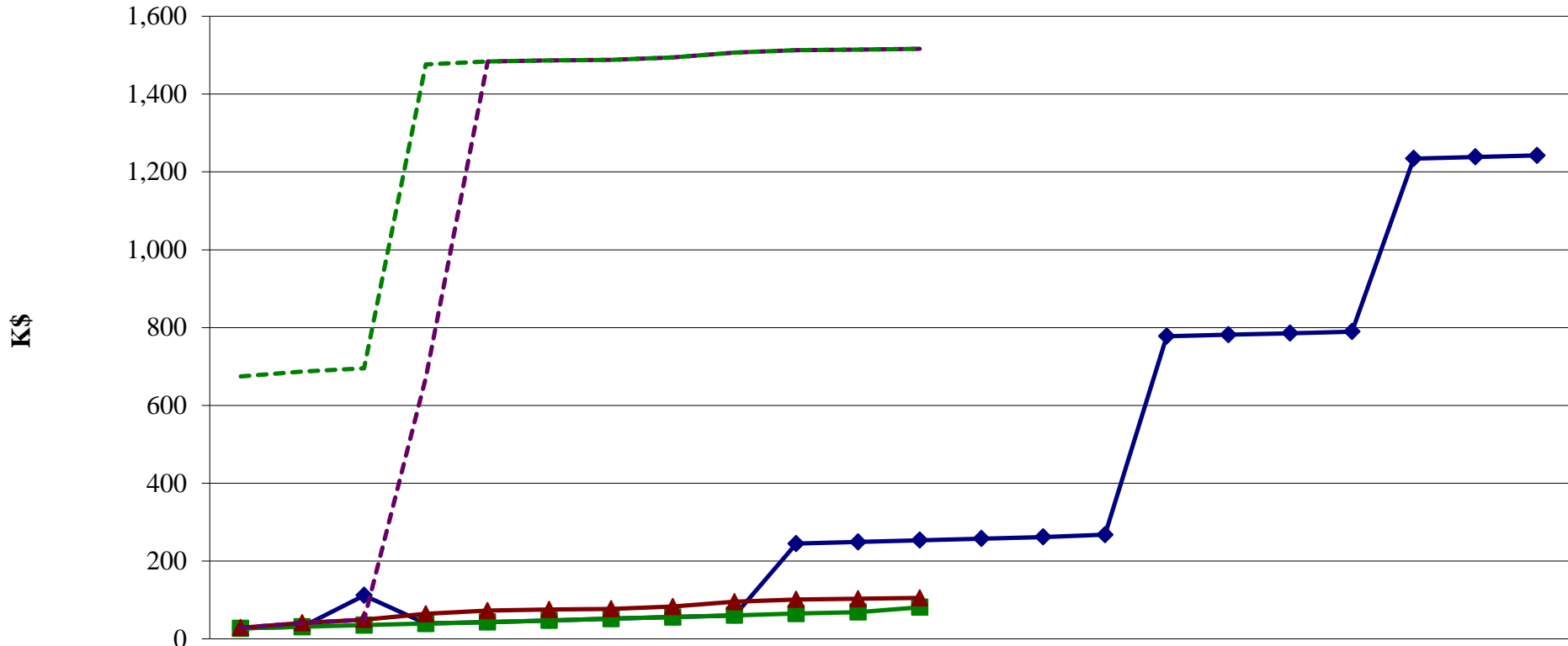
# 12 GeV 1.4.3.1.2 Q1 Quadrupole Earned Value \$K



	Sep-10	Oct-10	Nov-10	Dec-10	Jan-11	Feb-11	Mar-11	Apr-11	May-11	Jun-11	Jul-11	Aug-11	Sep-11	Oct-11	Nov-11	Dec-11	Jan-12	Feb-12	Mar-12	Apr-12	May-12	Jun-12
BCWS	492	501	510	518	526	534	600	662	679	810	919	1,026	1,045	1,055	1,064	1,072	1,081	1,090	1,121	1,164	1,198	1,237
BCWP	437	447	455	463	526	534	544	554	563	573	581	592										
ACWP	488	508	519	525	534	596	662	619	630	642	661	671										
Obligated	1,303	1,323	1,333	1,339	1,348	1,357	1,368	1,380	1,390	1,402	1,421	1,431										
Pending	1,303	1,323	1,333	1,339	1,348	1,357	1,368	1,380	1,390	1,406	1,421	1,433										

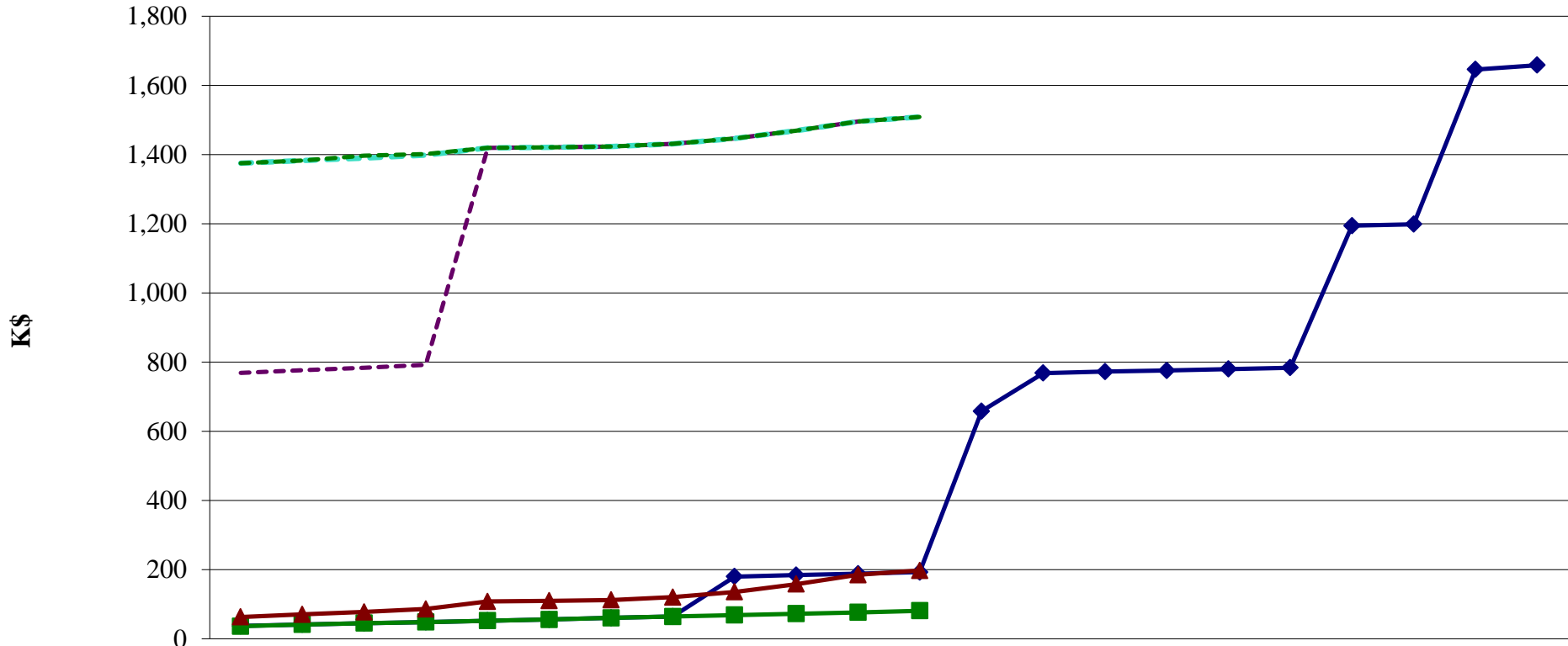
# 12 GeV 1.4.3.1.3 Q2/3 Quadrupoles

## Earned Value \$K



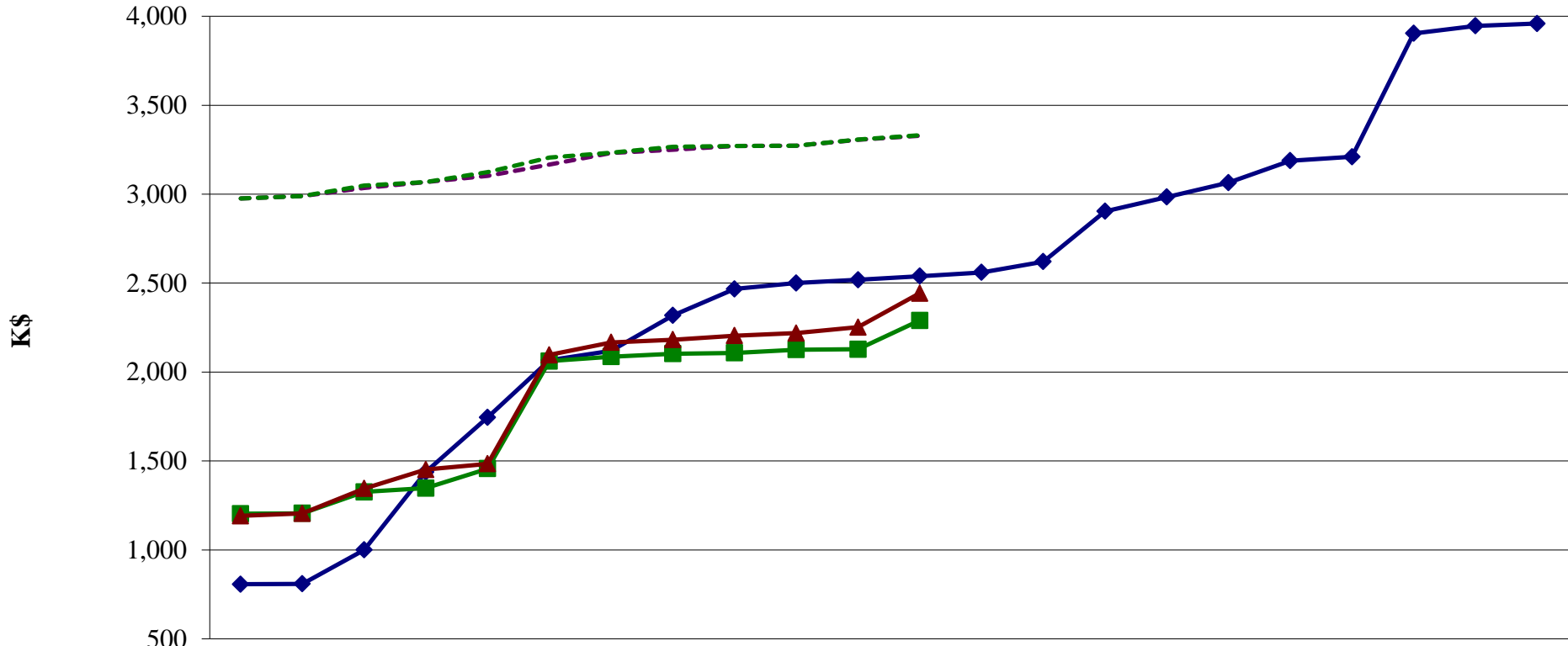
	Sep-10	Oct-10	Nov-10	Dec-10	Jan-11	Feb-11	Mar-11	Apr-11	May-11	Jun-11	Jul-11	Aug-11	Sep-11	Oct-11	Nov-11	Dec-11	Jan-12	Feb-12	Mar-12	Apr-12	May-12	Jun-12
BCWS	27	31	112	40	43	47	52	56	61	245	249	254	258	262	268	778	782	786	790	1,234	1,239	1,242
BCWP	27	31	35	40	43	47	52	56	61	65	69	81										
ACWP	29	41	50	64	73	75	77	83	95	102	103	105										
Obligated	29	41	50	670	1,484	1,486	1,488	1,494	1,506	1,513	1,514	1,516										
Pending	675	687	696	1,476	1,484	1,486	1,488	1,494	1,506	1,513	1,514	1,516										

# 12 GeV 1.4.3.1.4 Dipole Magnet Earned Value \$K



	Sep-10	Oct-10	Nov-10	Dec-10	Jan-11	Feb-11	Mar-11	Apr-11	May-11	Jun-11	Jul-11	Aug-11	Sep-11	Oct-11	Nov-11	Dec-11	Jan-12	Feb-12	Mar-12	Apr-12	May-12	Jun-12	
BCWS	38	42	45	49	53	56	61	65	180	185	189	193	659	769	773	776	780	784	1,195	1,199	1,646	1,659	
BCWP	37	42	45	49	53	56	61	65	69	73	77	81											
ACWP	63	71	78	87	108	110	113	121	136	158	185	198											
Obligated	769	777	784	793	1,419	1,421	1,424	1,432	1,447	1,469	1,496	1,509											
FY11 Phase POs	1,375	1,383	1,390	1,399	1,419	1,421	1,424	1,432	1,447	1,469	1,496	1,509											
Pending	1,375	1,383	1,397	1,402	1,419	1,421	1,424	1,432	1,447	1,469	1,496	1,509											

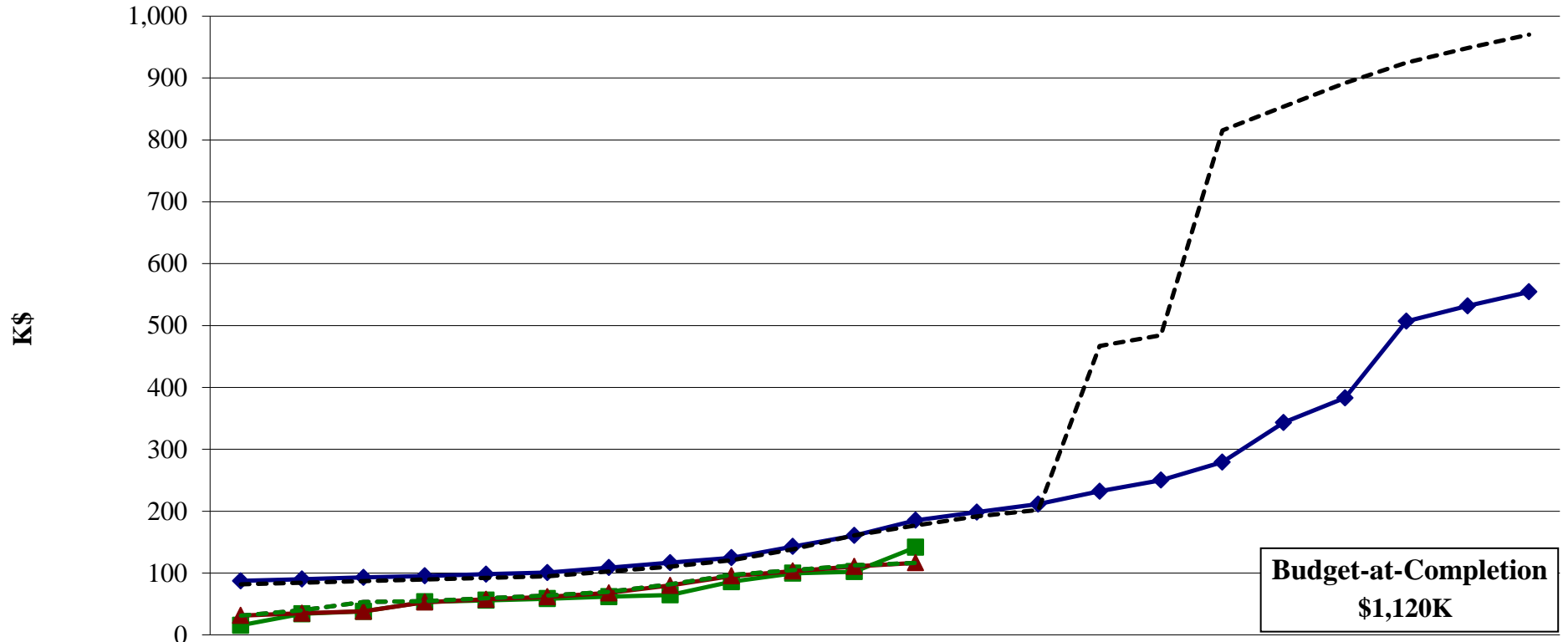
# 12 GeV 1.4.3.1.5 Common Magnet Components Earned Value \$K



	Sep-10	Oct-10	Nov-10	Dec-10	Jan-11	Feb-11	Mar-11	Apr-11	May-11	Jun-11	Jul-11	Aug-11	Sep-11	Oct-11	Nov-11	Dec-11	Jan-12	Feb-12	Mar-12	Apr-12	May-12	Jun-12
BCWS	807	810	1,000	1,438	1,746	2,067	2,119	2,318	2,467	2,500	2,518	2,539	2,560	2,620	2,904	2,984	3,065	3,188	3,210	3,904	3,946	3,959
BCWP	1,204	1,206	1,326	1,347	1,457	2,061	2,086	2,103	2,108	2,126	2,128	2,290										
ACWP	1,192	1,205	1,345	1,452	1,484	2,097	2,166	2,182	2,204	2,219	2,252	2,443										
Obligated	2,975	2,990	3,036	3,069	3,103	3,167	3,231	3,249	3,271	3,272	3,305	3,329										
Pending	2,975	2,990	3,049	3,069	3,125	3,205	3,233	3,266	3,271	3,272	3,308	3,332										



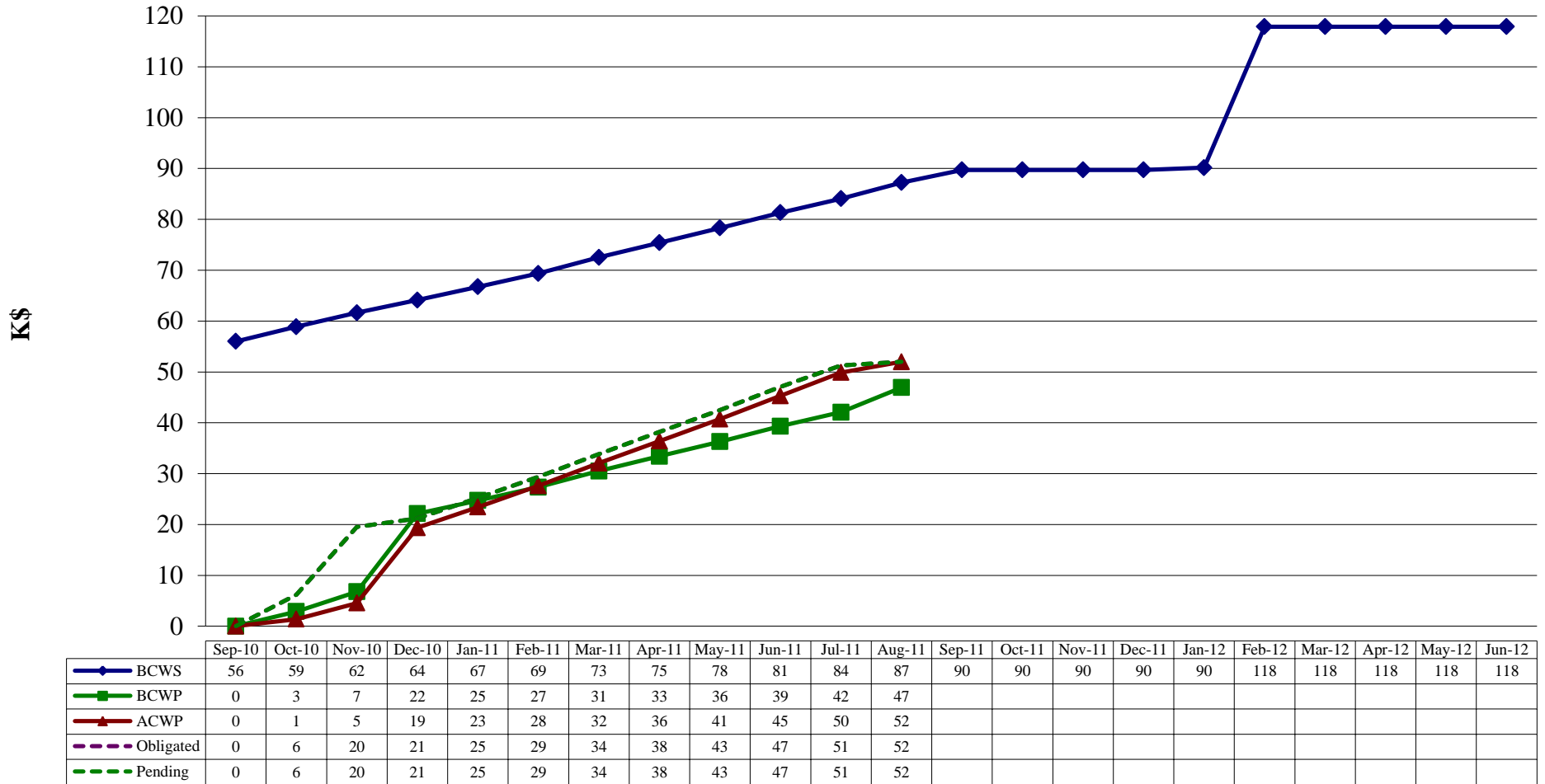
# 12 GeV 1.4.3.2 Detector Earned Value \$K



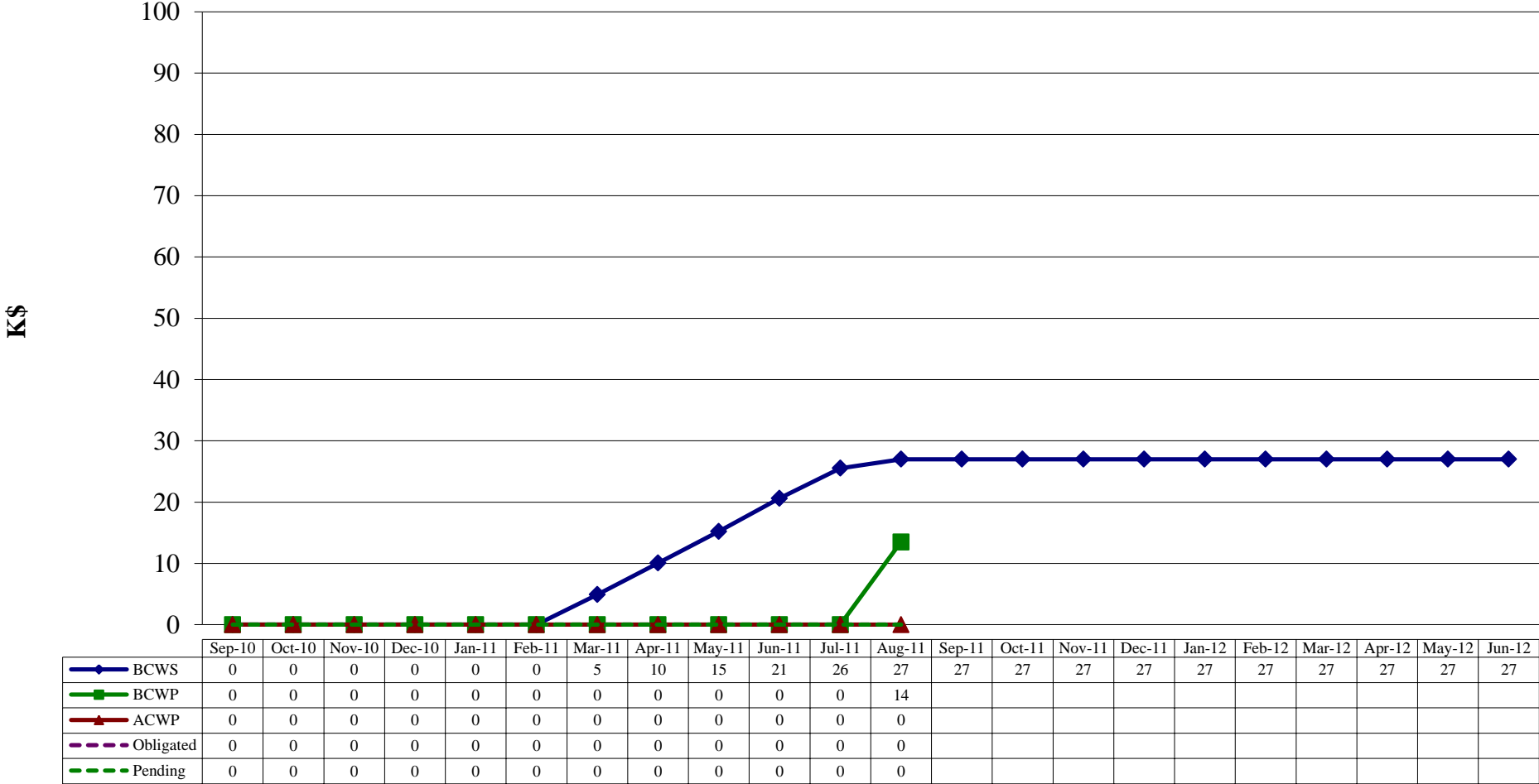
**Budget-at-Completion  
\$1,120K**

	Sep-10	Oct-10	Nov-10	Dec-10	Jan-11	Feb-11	Mar-11	Apr-11	May-11	Jun-11	Jul-11	Aug-11	Sep-11	Oct-11	Nov-11	Dec-11	Jan-12	Feb-12	Mar-12	Apr-12	May-12	Jun-12	
BCWS	87	90	93	95	98	101	109	117	125	143	161	185	198	211	232	250	279	343	383	507	532	554	
BCWP	16	34	38	53	56	59	62	65	86	100	102	142											
ACWP	31	35	38	53	58	62	68	80	95	103	111	117											
Obligated	31	40	53	55	59	64	70	82	97	105	112	117											
Pending	31	40	53	55	59	64	70	82	97	105	113	117											
P6 Obl (FY11 Direct \$ with 6.02%)	82	84	87	90	92	95	102	110	121	138	161	177	191	202	467	484	816	854	892	925	949	970	
CAM EAC	1,085	1,100	1,085	1,084	1,084	1,084	1,087	1,090	1,132	1,130	1,124	1,129											

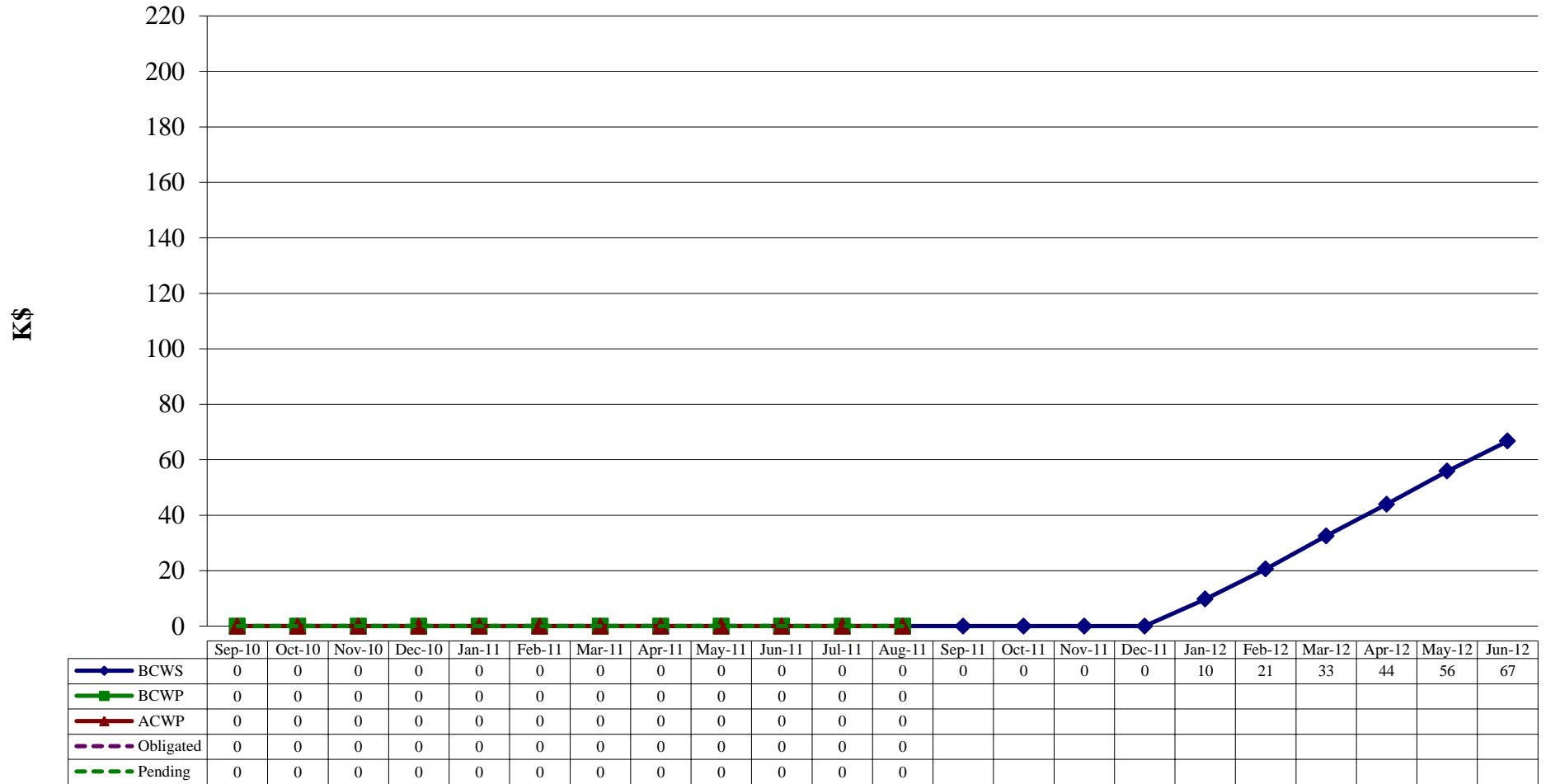
## 12 GeV 1.4.3.2.1 Wire Chambers Earned Value \$K



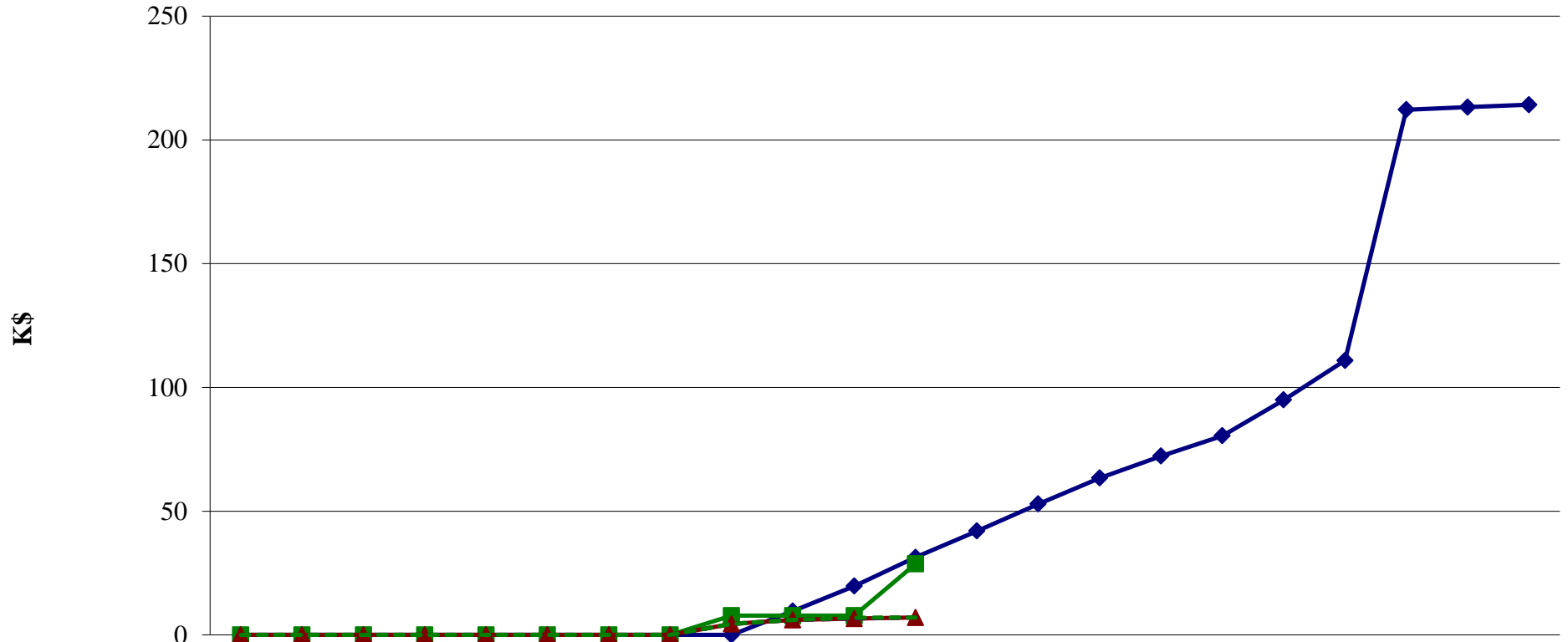
# 12 GeV 1.4.3.2.2 Hodoscope Earned Value \$K



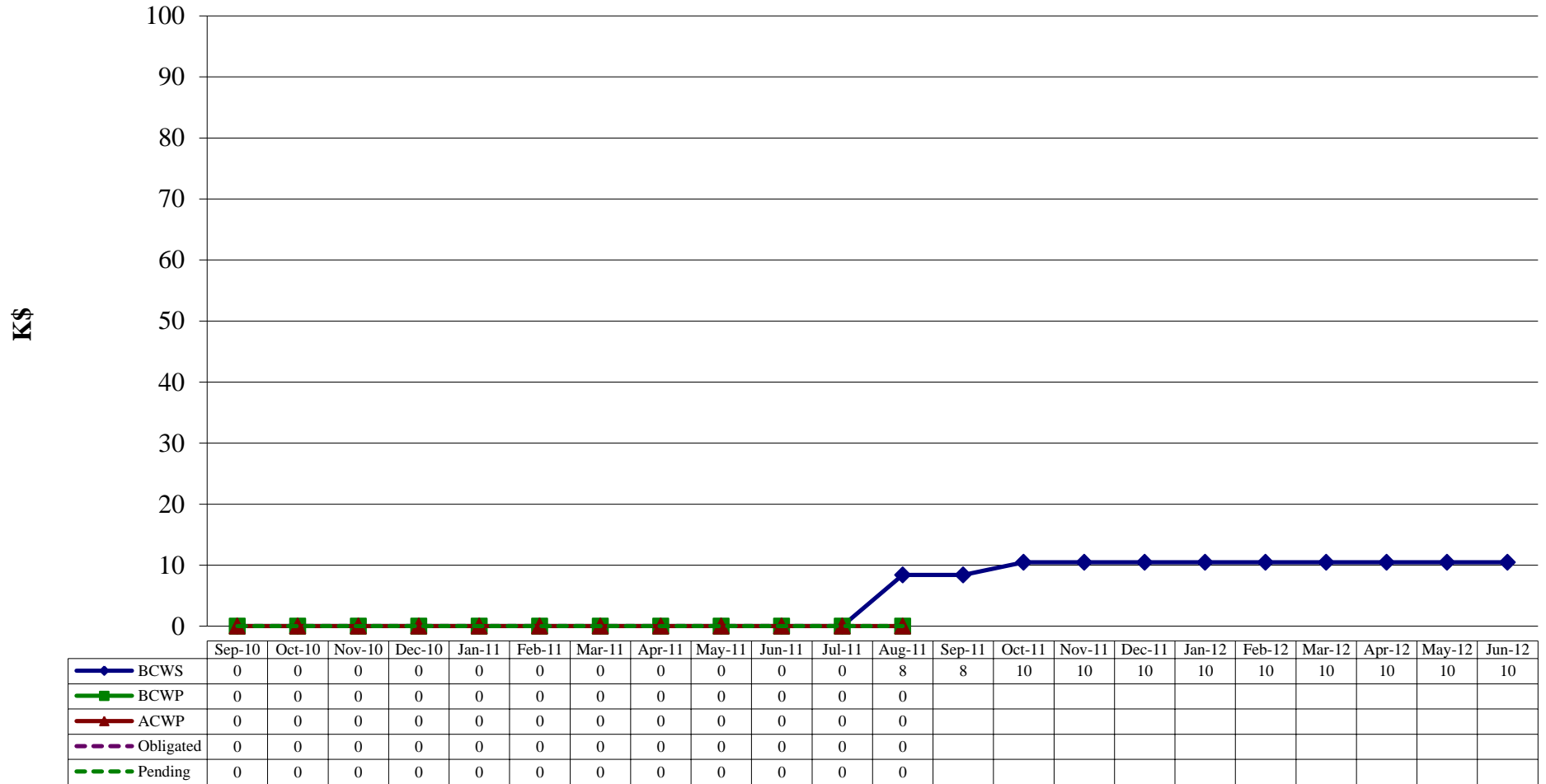
# 12 GeV 1.4.3.2.3 Noble Gas Cerenkov Earned Value \$K



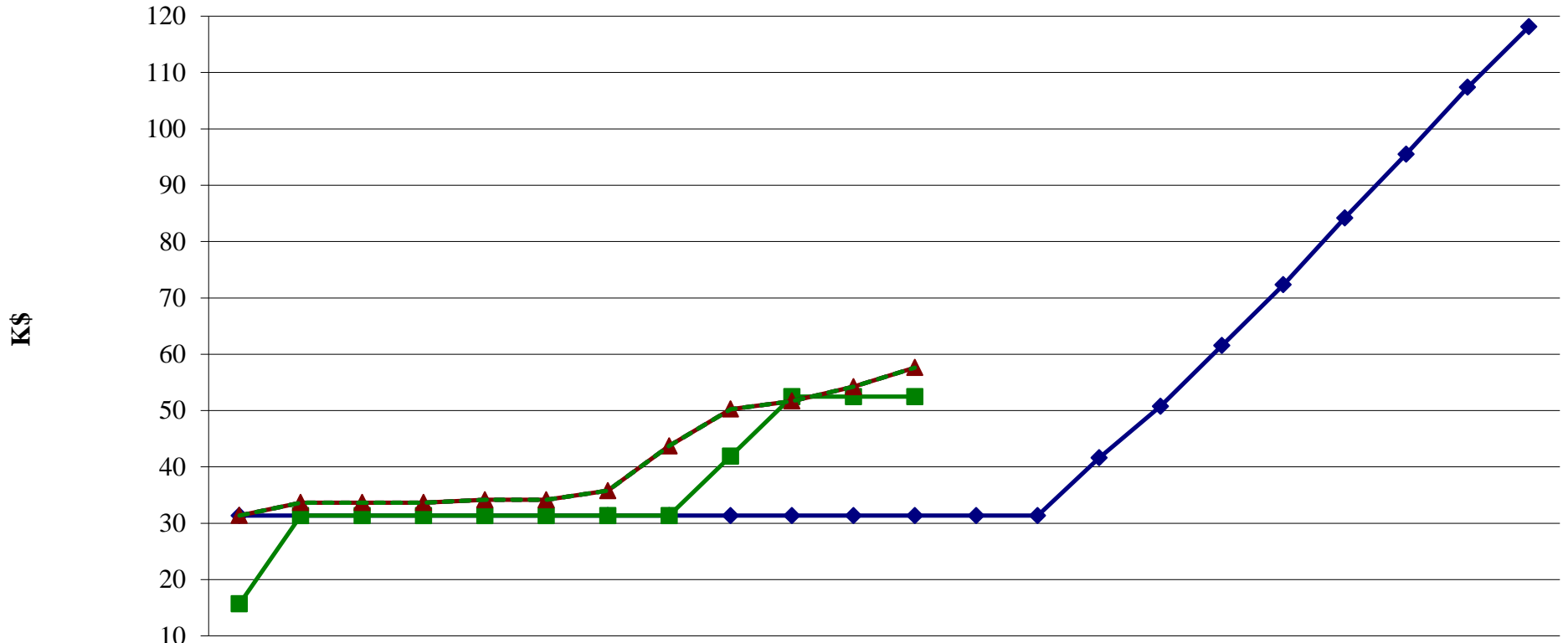
# 12 GeV 1.4.3.2.4 Heavy Gas Cerenkov Earned Value \$K



# 12 GeV 1.4.3.2.5 Shower Counter Earned Value \$K

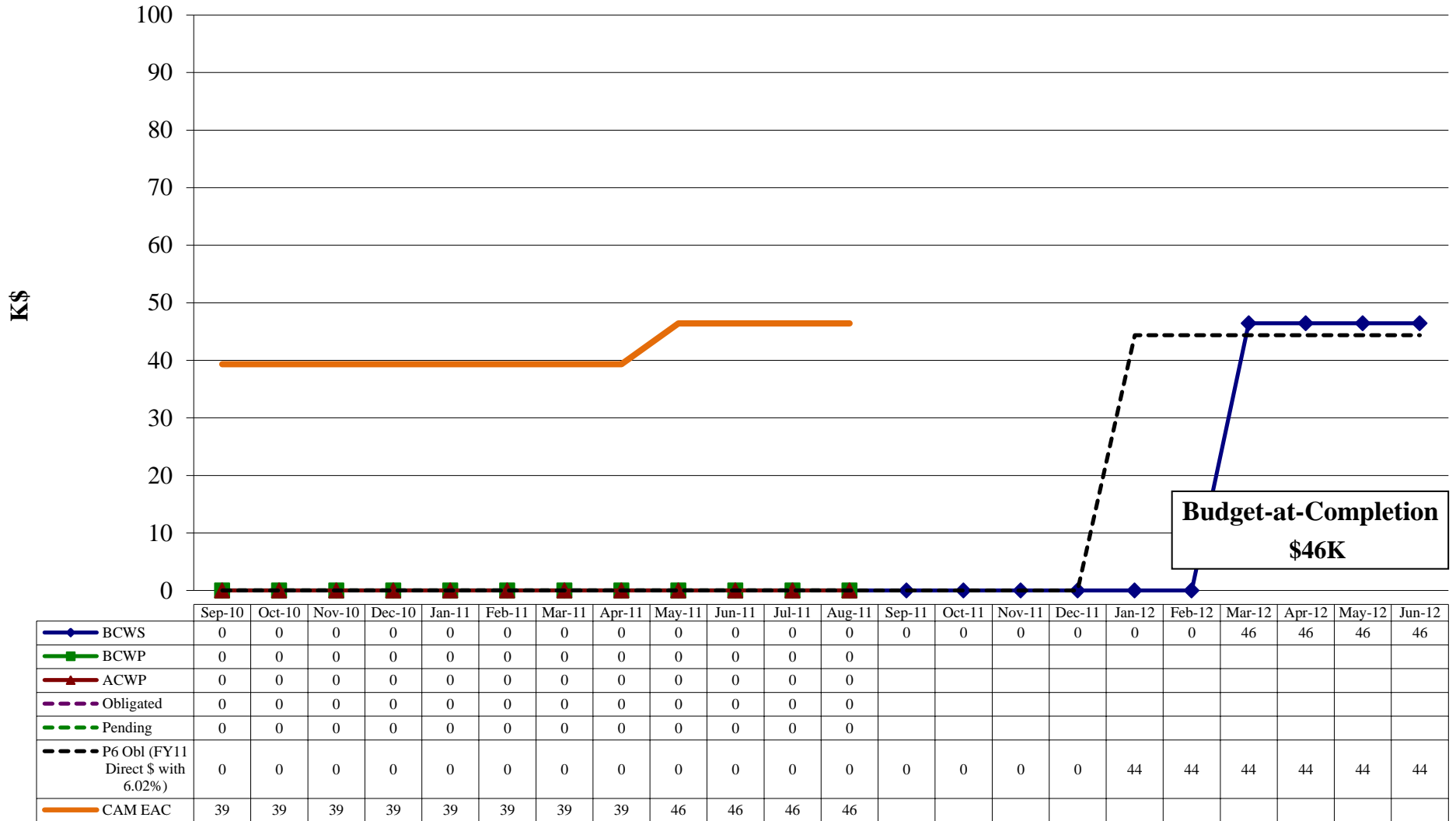


# 12 GeV 1.4.3.2.8 Frame Earned Value \$K



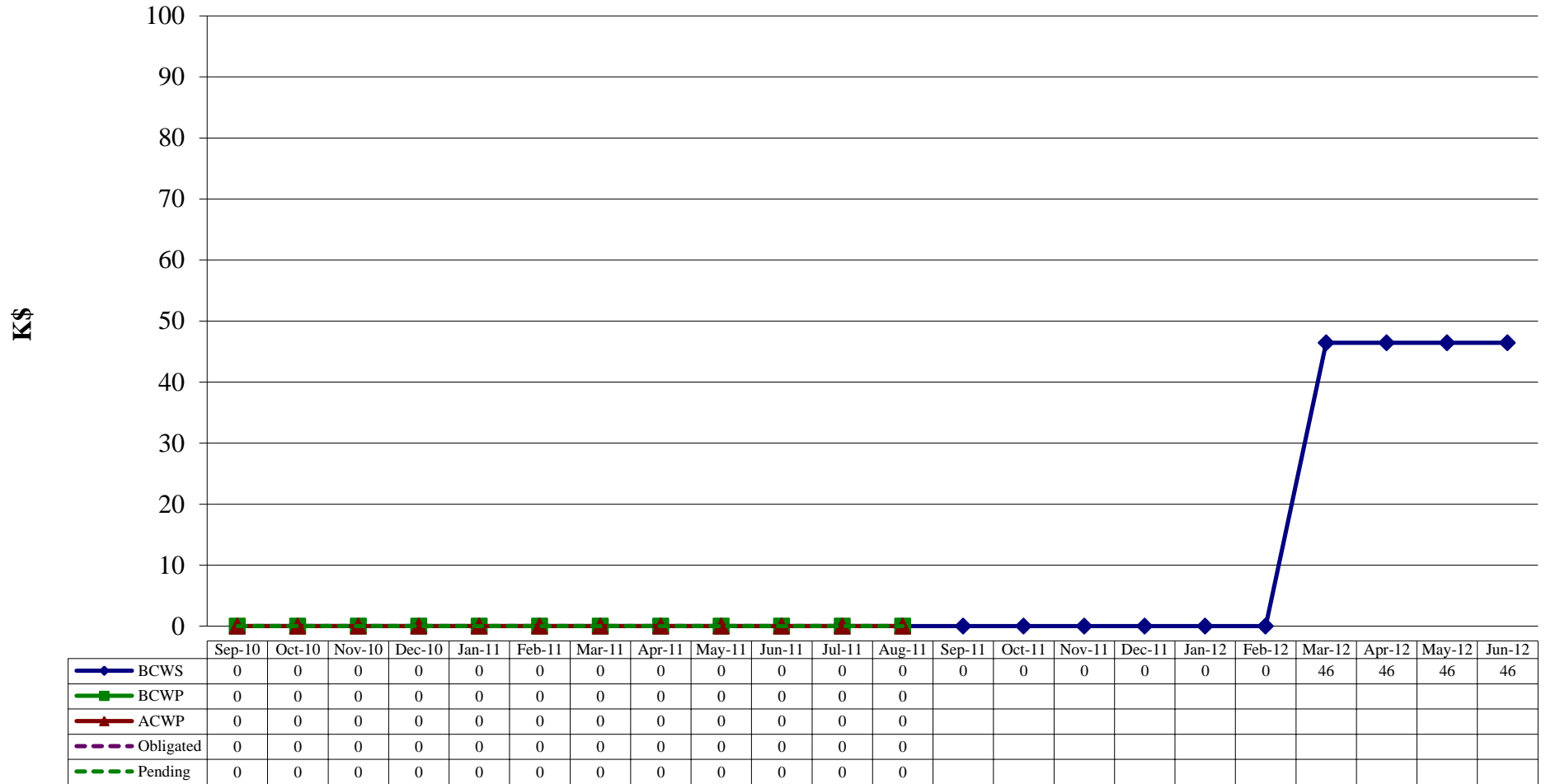
	Sep-10	Oct-10	Nov-10	Dec-10	Jan-11	Feb-11	Mar-11	Apr-11	May-11	Jun-11	Jul-11	Aug-11	Sep-11	Oct-11	Nov-11	Dec-11	Jan-12	Feb-12	Mar-12	Apr-12	May-12	Jun-12
BCWS	31	31	31	31	31	31	31	31	31	31	31	31	31	31	42	51	62	72	84	96	107	118
BCWP	16	31	31	31	31	31	31	31	42	52	52	52										
ACWP	31	34	34	34	34	34	36	44	50	52	54	58										
Obligated	31	34	34	34	34	34	36	44	50	52	54	58										
Pending	31	34	34	34	34	34	36	44	50	52	54	58										

# 12 GeV 1.4.3.3 Computing Earned Value \$K

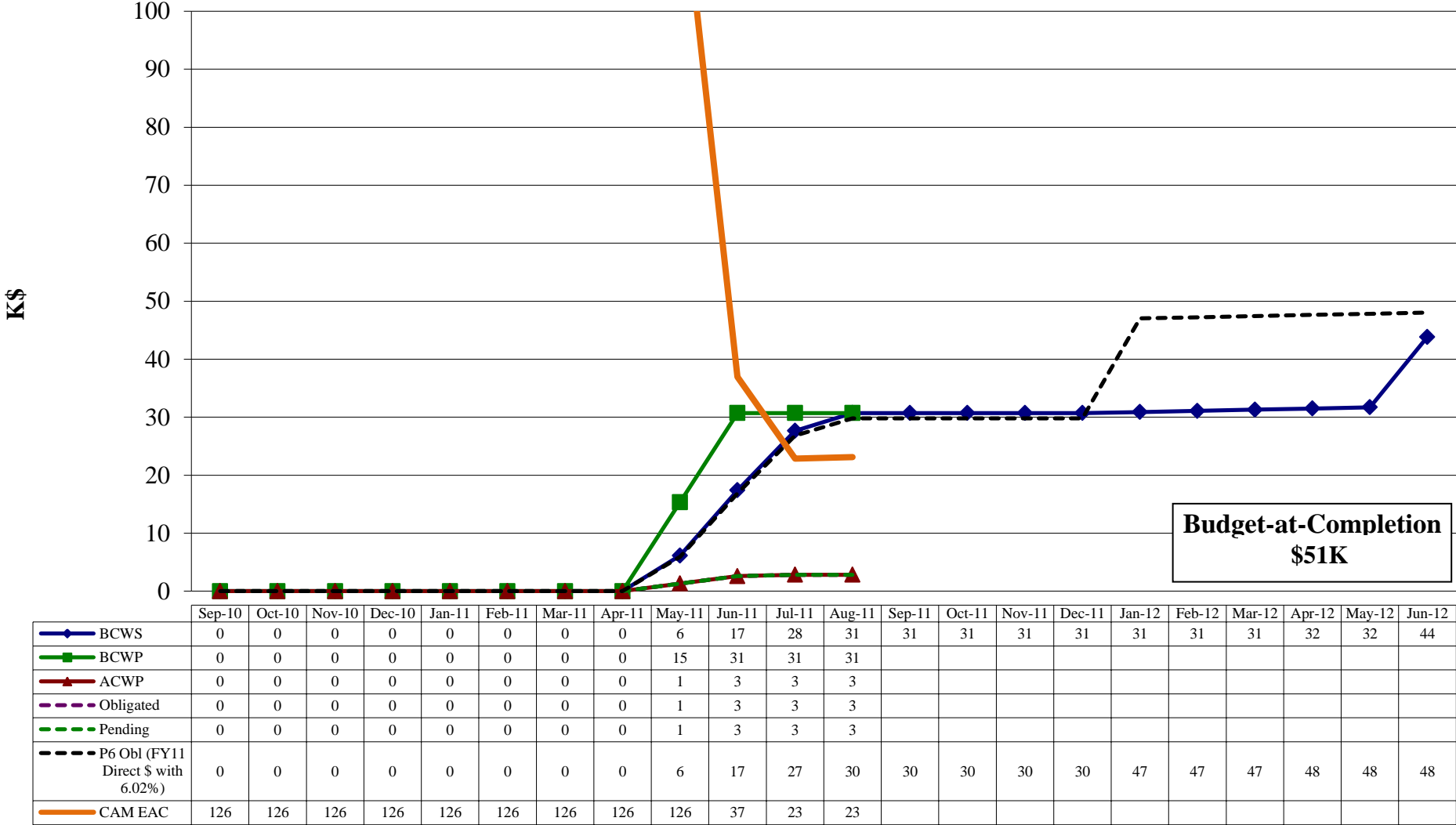




# 12 GeV 1.4.3.3.1 Computing DAQ Earned Value \$K

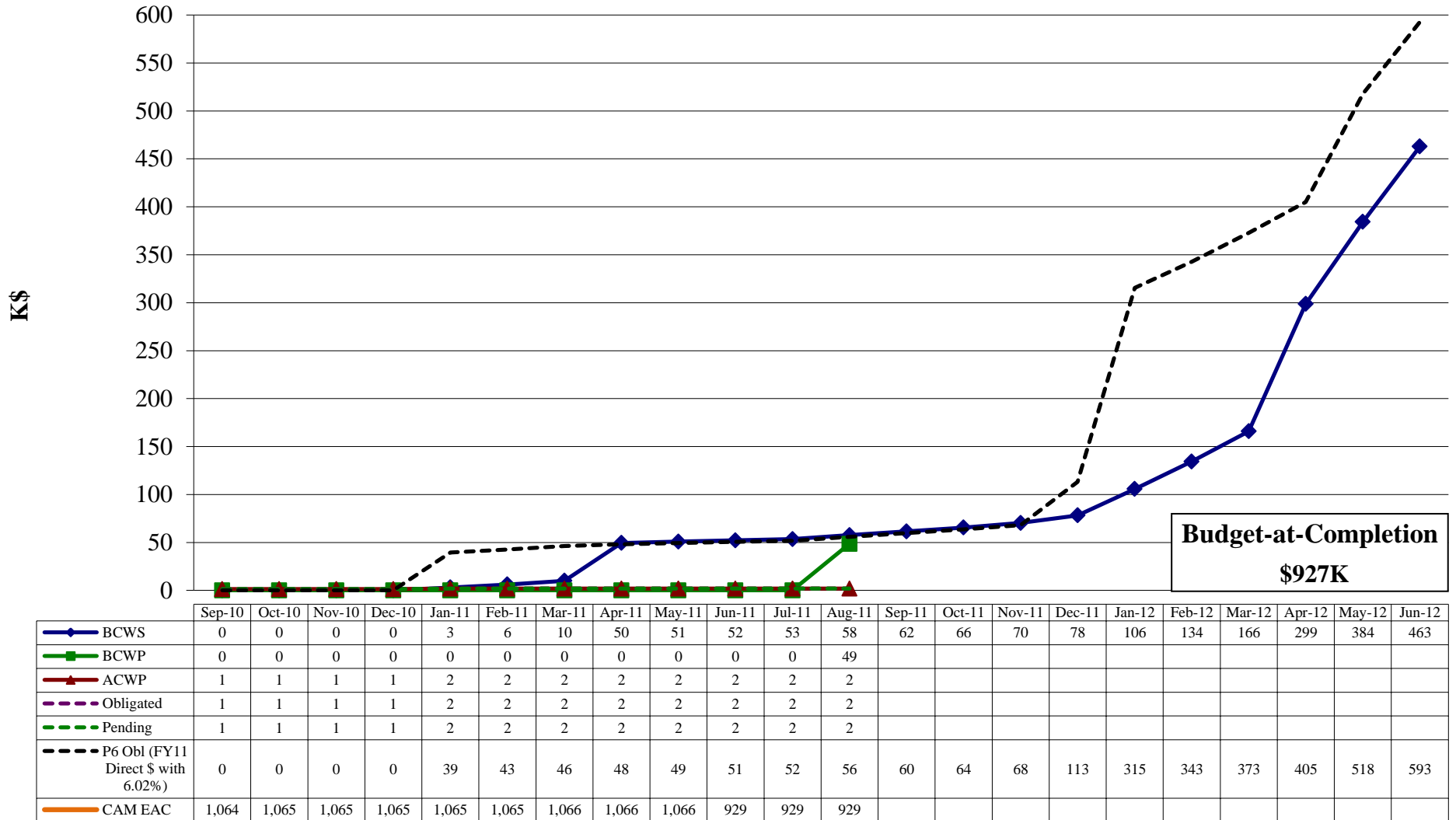


# 12 GeV 1.4.3.4 Electronics Earned Value \$K



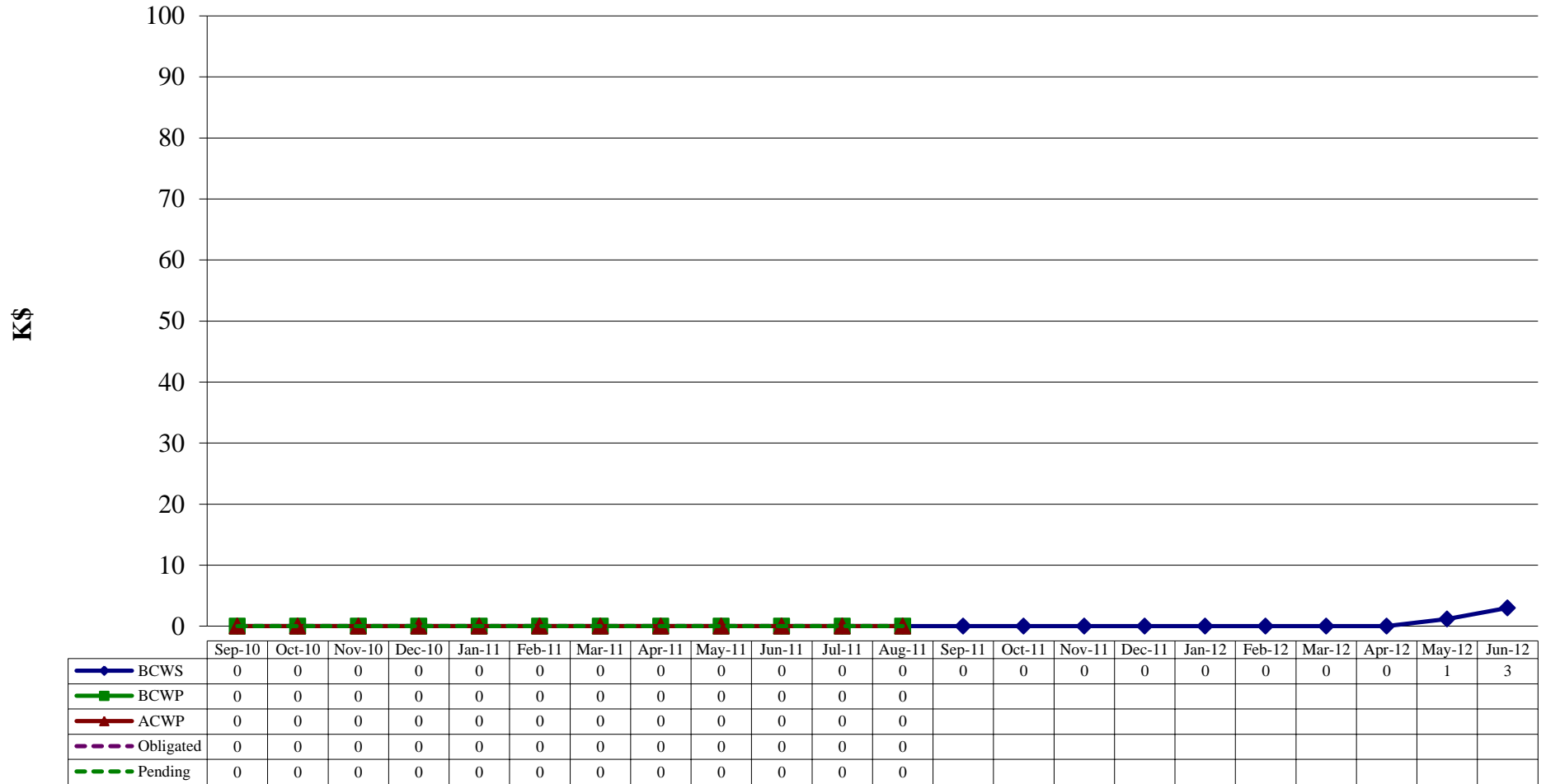
# 12 GeV 1.4.3.5 Beamline

## Earned Value \$K

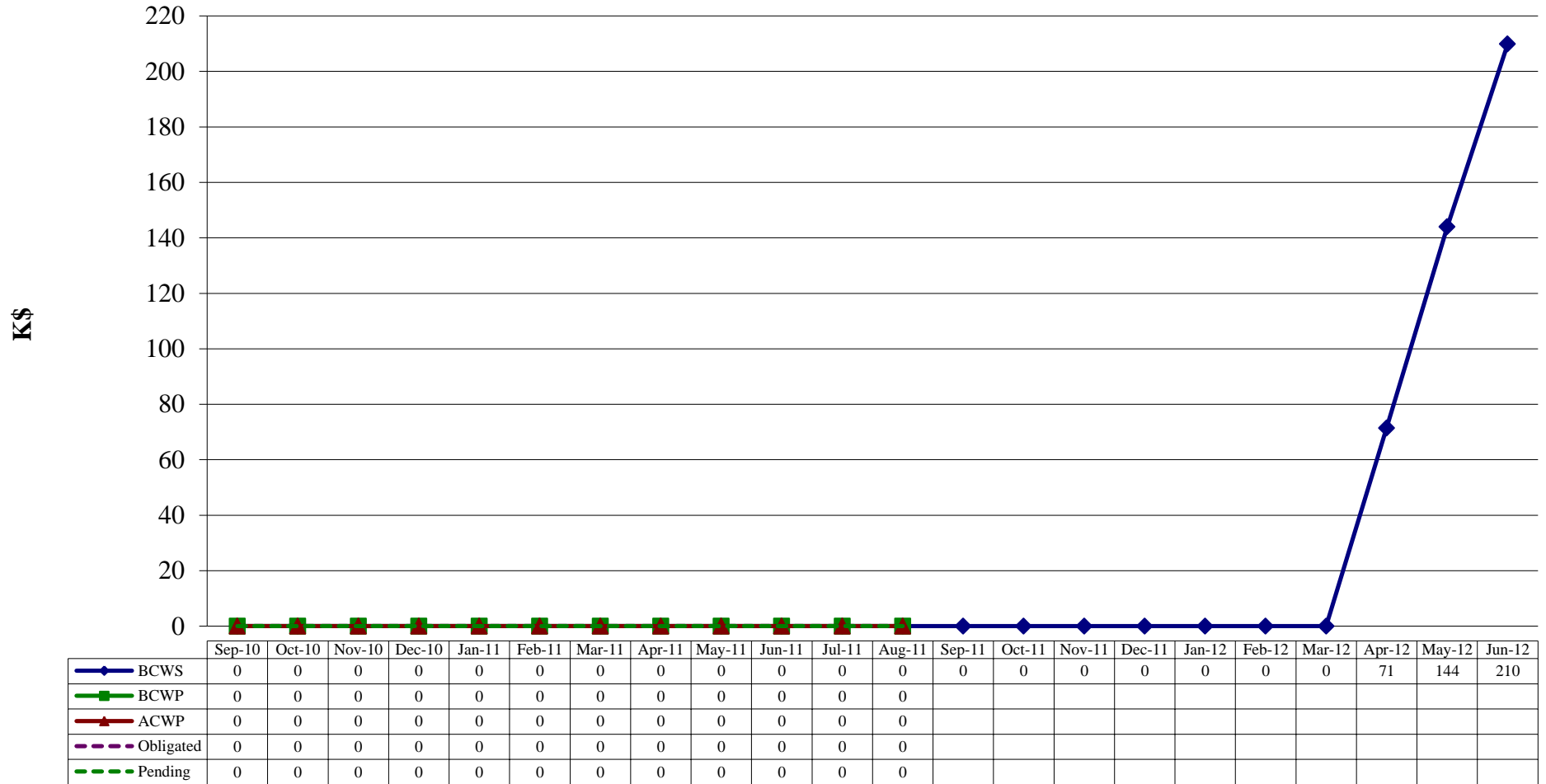


# 12 GeV 1.4.3.5.1 Moeller Polarimeter

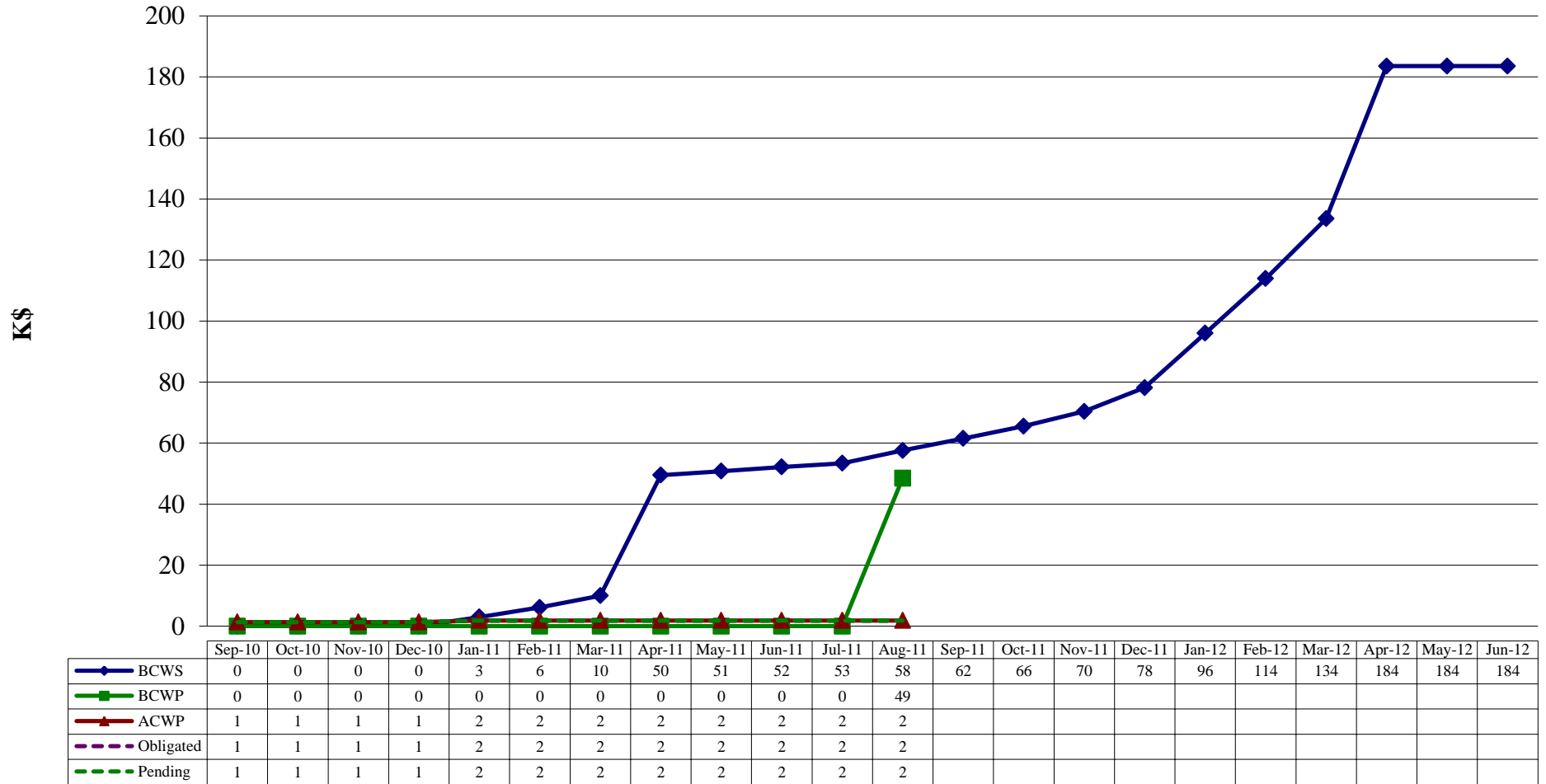
## Earned Value \$K



# 12 GeV 1.4.3.5.3 Mapping and Field Measurement Earned Value \$K

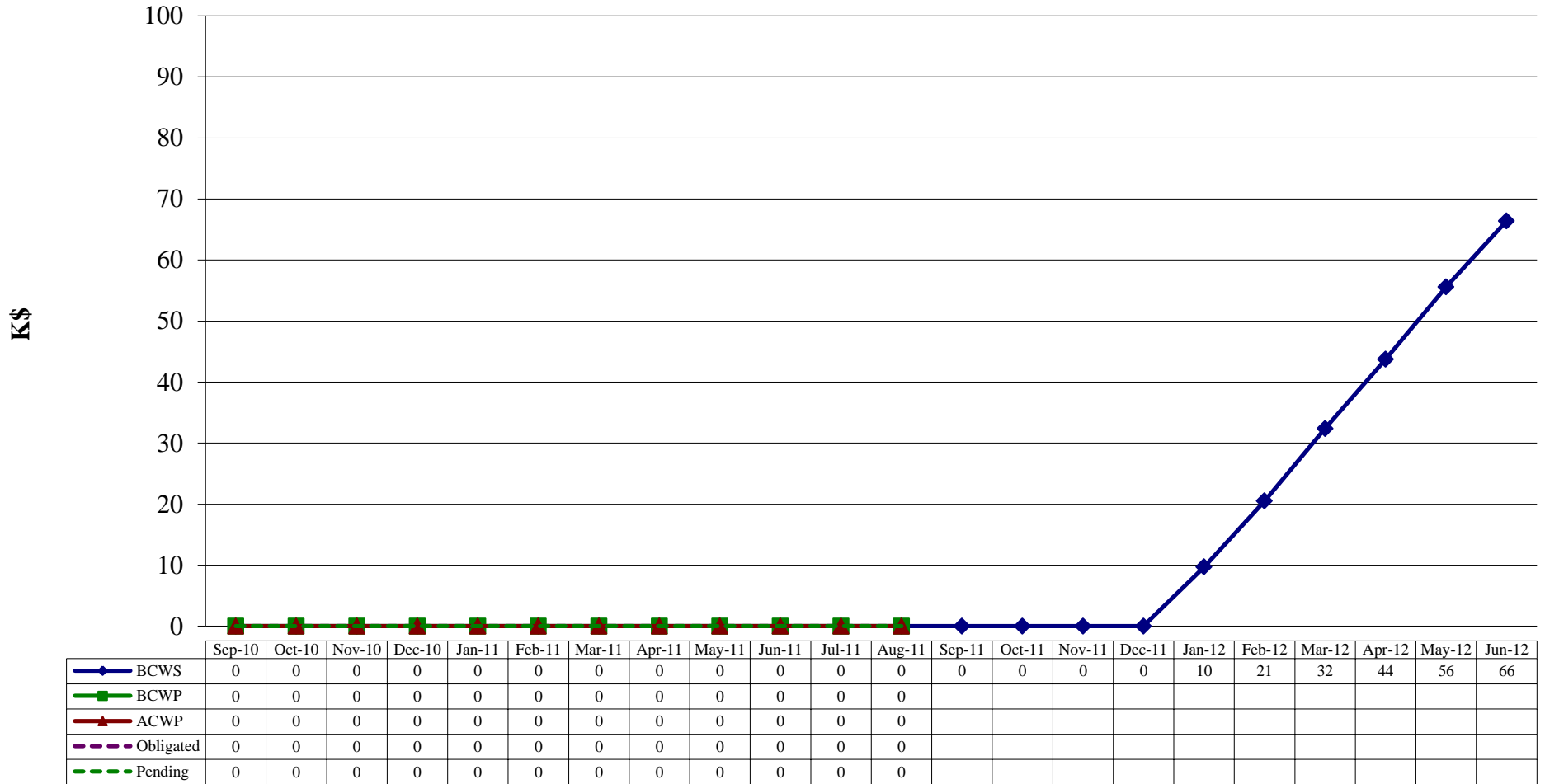


# 12 GeV 1.4.3.5.4 Scattering Chamber Earned Value \$K

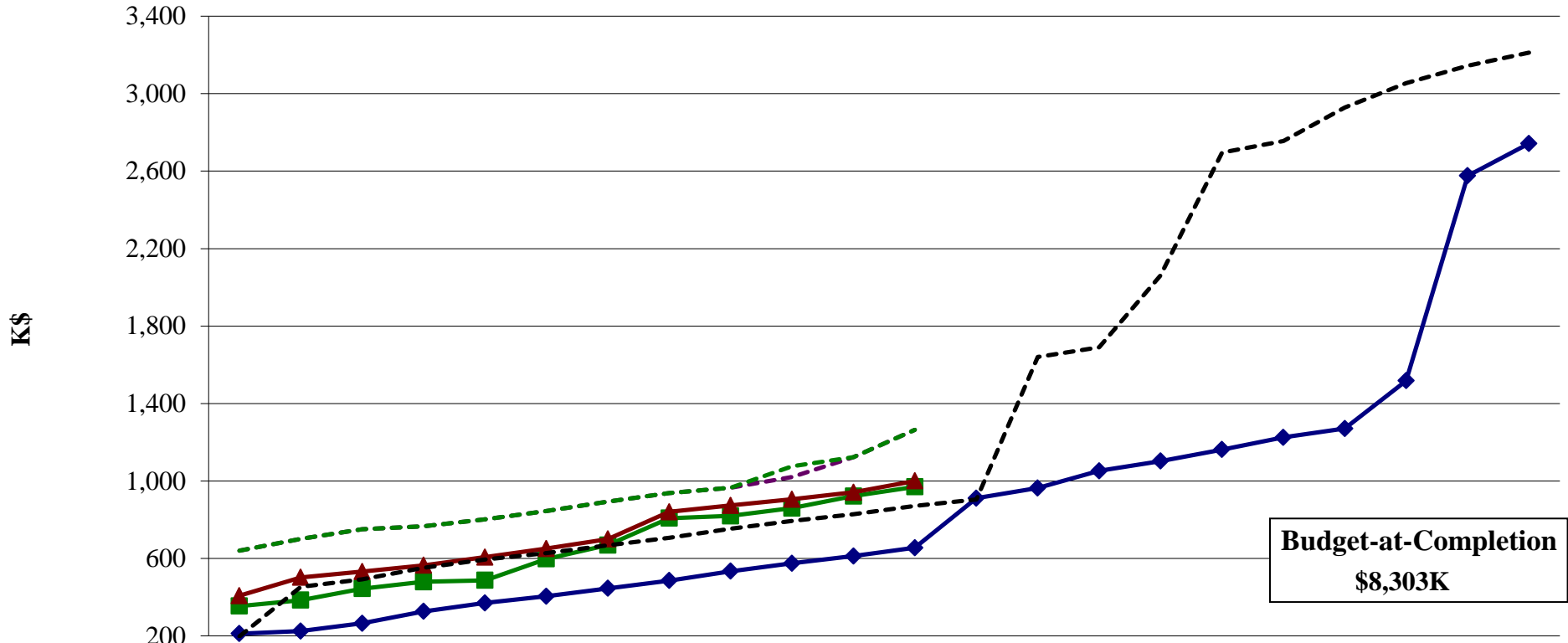


# 12 GeV 1.4.3.5.5 Beam Pipe and Stands

## Earned Value \$K



# 12 GeV 1.4.3.6 Infrastructure Earned Value \$K

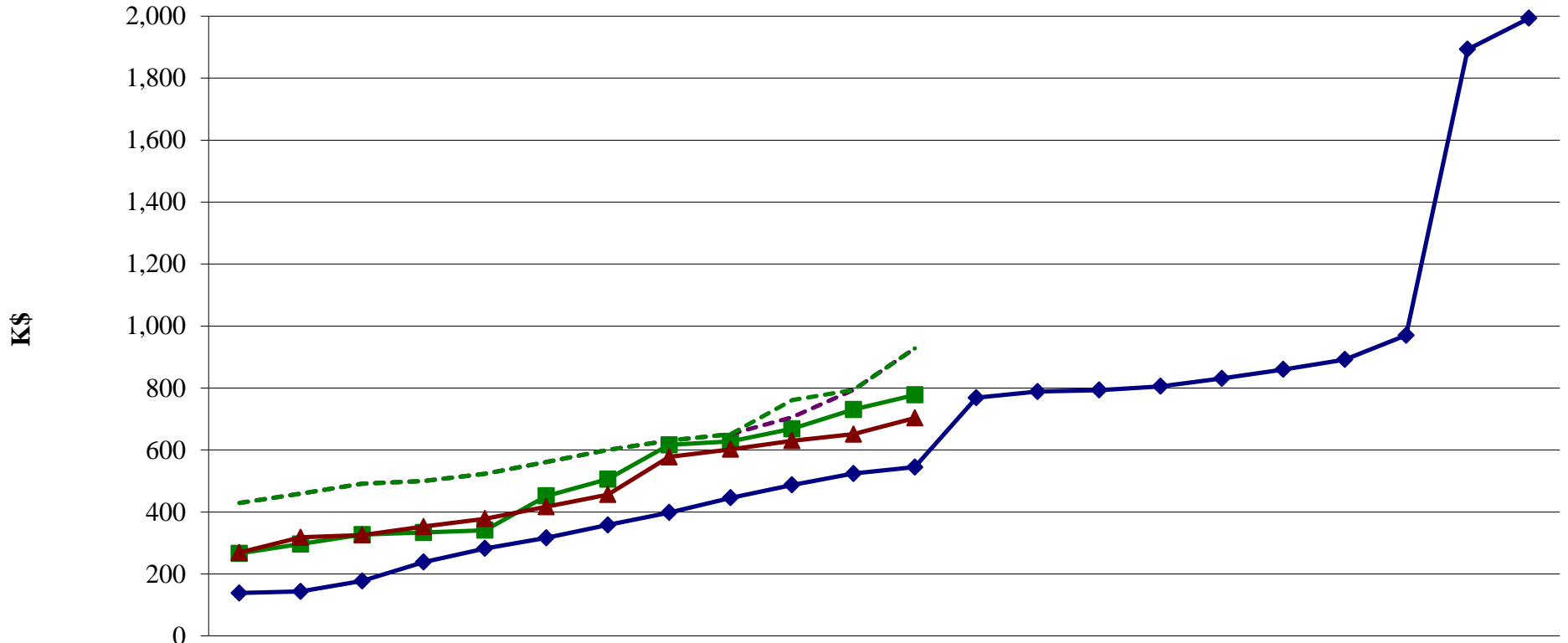


**Budget-at-Completion**  
**\$8,303K**

	Sep-10	Oct-10	Nov-10	Dec-10	Jan-11	Feb-11	Mar-11	Apr-11	May-11	Jun-11	Jul-11	Aug-11	Sep-11	Oct-11	Nov-11	Dec-11	Jan-12	Feb-12	Mar-12	Apr-12	May-12	Jun-12	
BCWS	212	225	265	326	370	405	446	486	534	575	612	656	911	964	1,052	1,103	1,162	1,225	1,271	1,518	2,576	2,743	
BCWP	354	385	444	480	487	598	669	808	820	860	923	970											
ACWP	407	502	532	564	607	651	700	841	874	905	942	1,000											
Obligated	641	701	752	766	802	845	894	938	965	1,020	1,124	1,264											
Pending	641	701	752	766	802	845	894	938	965	1,076	1,124	1,264											
P6 Obl (FY11 Direct \$ with 6.02%)	198	453	493	552	595	628	668	707	753	793	829	871	905	1,641	1,690	2,062	2,696	2,756	2,929	3,054	3,145	3,213	
CAM EAC	7,943	7,991	8,042	8,077	8,073	8,073	8,012	8,016	8,046	8,408	8,398	8,372											

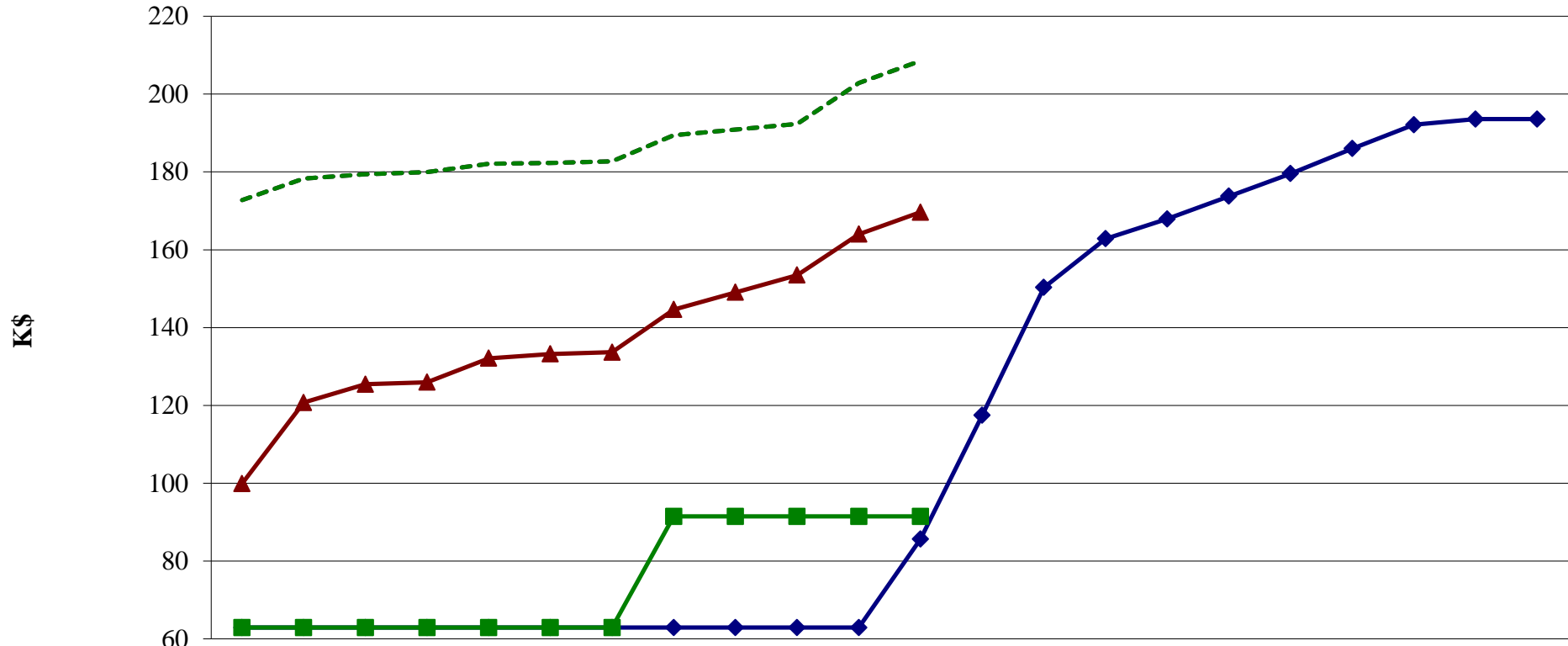


# 12 GeV 1.4.3.6.2 Support Structure Earned Value \$K



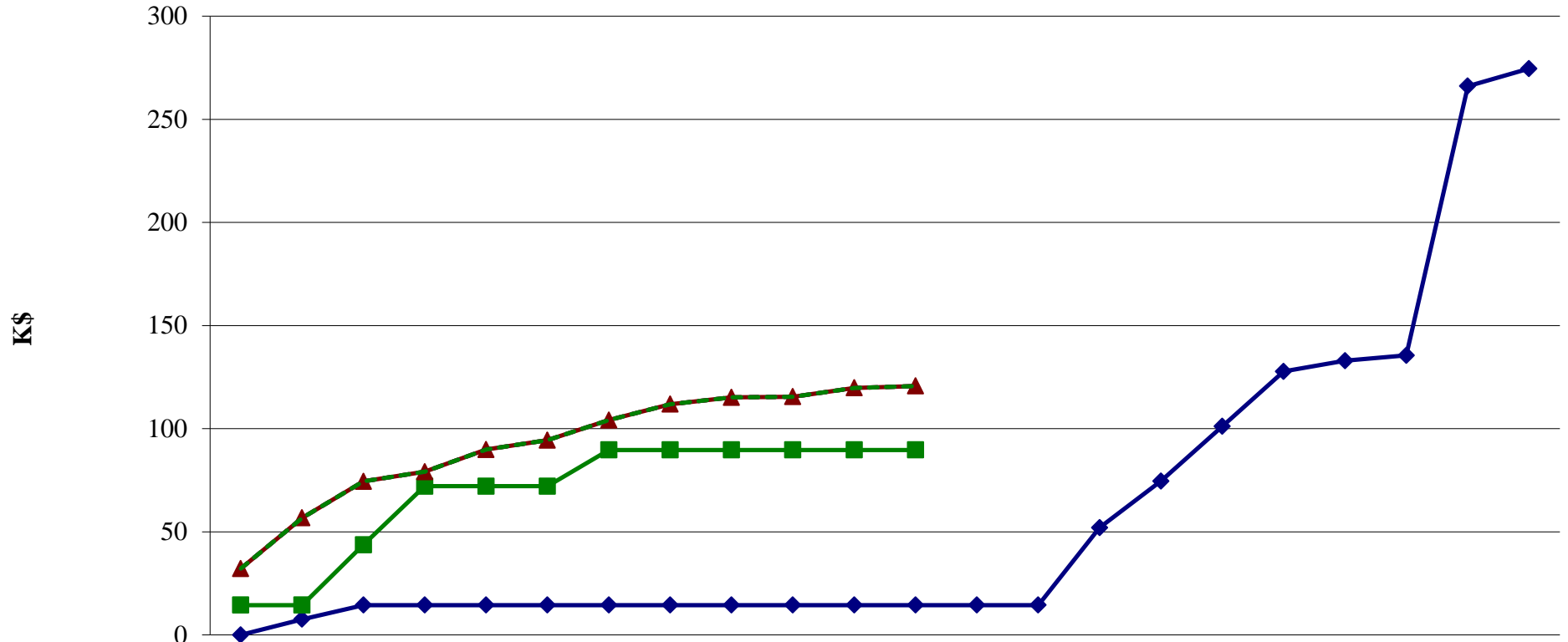
	Sep-10	Oct-10	Nov-10	Dec-10	Jan-11	Feb-11	Mar-11	Apr-11	May-11	Jun-11	Jul-11	Aug-11	Sep-11	Oct-11	Nov-11	Dec-11	Jan-12	Feb-12	Mar-12	Apr-12	May-12	Jun-12	
BCWS	138	144	177	238	282	317	358	398	446	487	524	545	769	788	793	806	831	860	892	970	1,893	1,993	
BCWP	266	297	327	334	341	452	506	616	628	668	731	778											
ACWP	269	318	326	353	378	417	456	578	602	630	651	703											
Obligated	429	459	491	500	524	561	601	630	652	706	794	928											
Pending	429	459	491	500	524	561	601	630	652	761	794	928											

# 12 GeV 1.4.3.6.3 Shield House Earned Value \$K



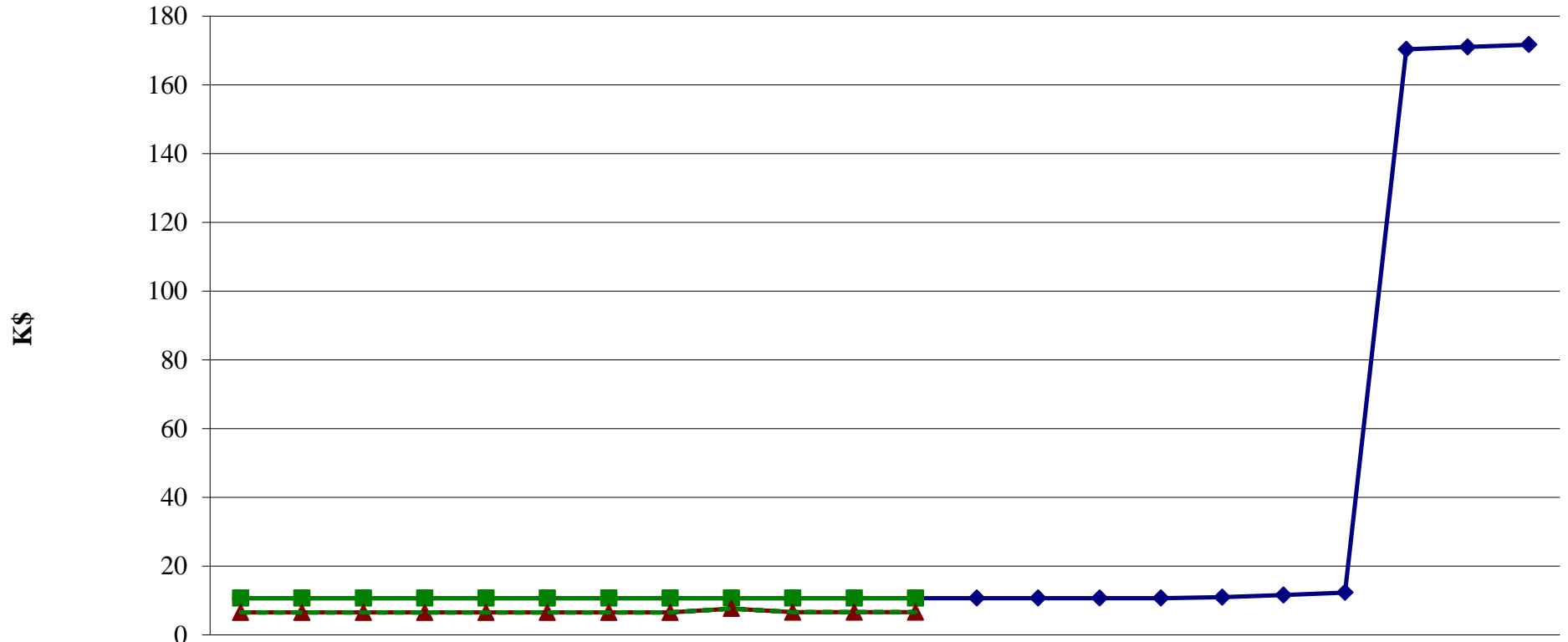
	Sep-10	Oct-10	Nov-10	Dec-10	Jan-11	Feb-11	Mar-11	Apr-11	May-11	Jun-11	Jul-11	Aug-11	Sep-11	Oct-11	Nov-11	Dec-11	Jan-12	Feb-12	Mar-12	Apr-12	May-12	Jun-12	
BCWS	63	63	63	63	63	63	63	63	63	63	63	86	117	150	163	168	174	180	186	192	194	194	
BCWP	63	63	63	63	63	63	63	91	91	91	91	91											
ACWP	100	121	125	126	132	133	134	145	149	154	164	170											
Obligated	173	178	179	180	182	182	183	189	191	192	203	209											
Pending	173	178	179	180	182	182	183	189	191	192	203	209											

# 12 GeV 1.4.3.6.4 Cryogenic System Earned Value \$K



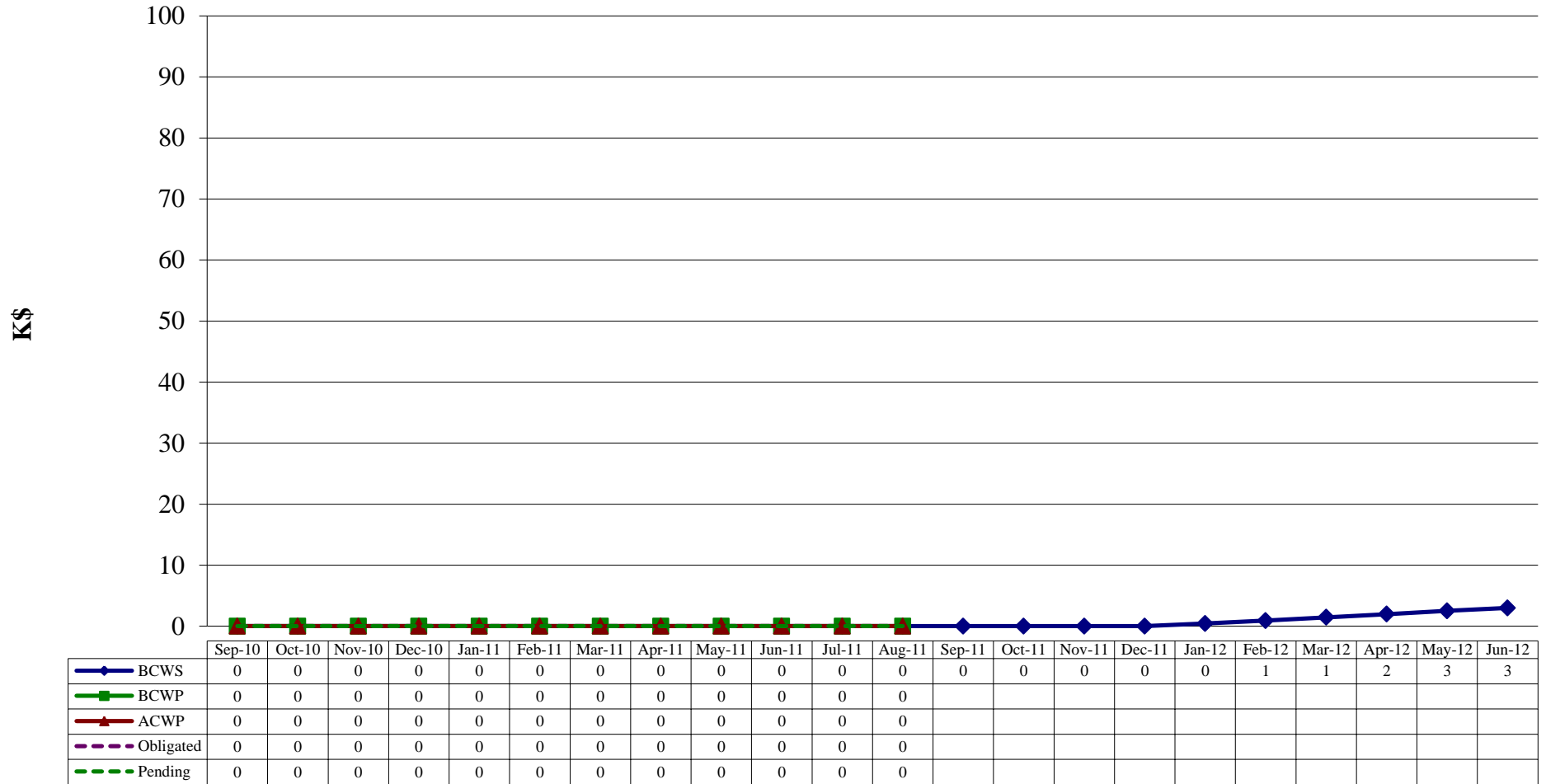
	Sep-10	Oct-10	Nov-10	Dec-10	Jan-11	Feb-11	Mar-11	Apr-11	May-11	Jun-11	Jul-11	Aug-11	Sep-11	Oct-11	Nov-11	Dec-11	Jan-12	Feb-12	Mar-12	Apr-12	May-12	Jun-12	
BCWS	0	8	14	14	14	14	14	14	14	14	14	14	14	14	52	75	101	128	133	136	266	275	
BCWP	14	14	44	72	72	72	90	90	90	90	90	90											
ACWP	32	57	74	79	90	94	104	112	115	116	120	121											
Obligated	32	57	74	79	90	94	104	112	115	116	120	121											
Pending	32	57	74	79	90	94	104	112	115	116	120	121											

# 12 GeV 1.4.3.6.5 Vacuum System Earned Value \$K



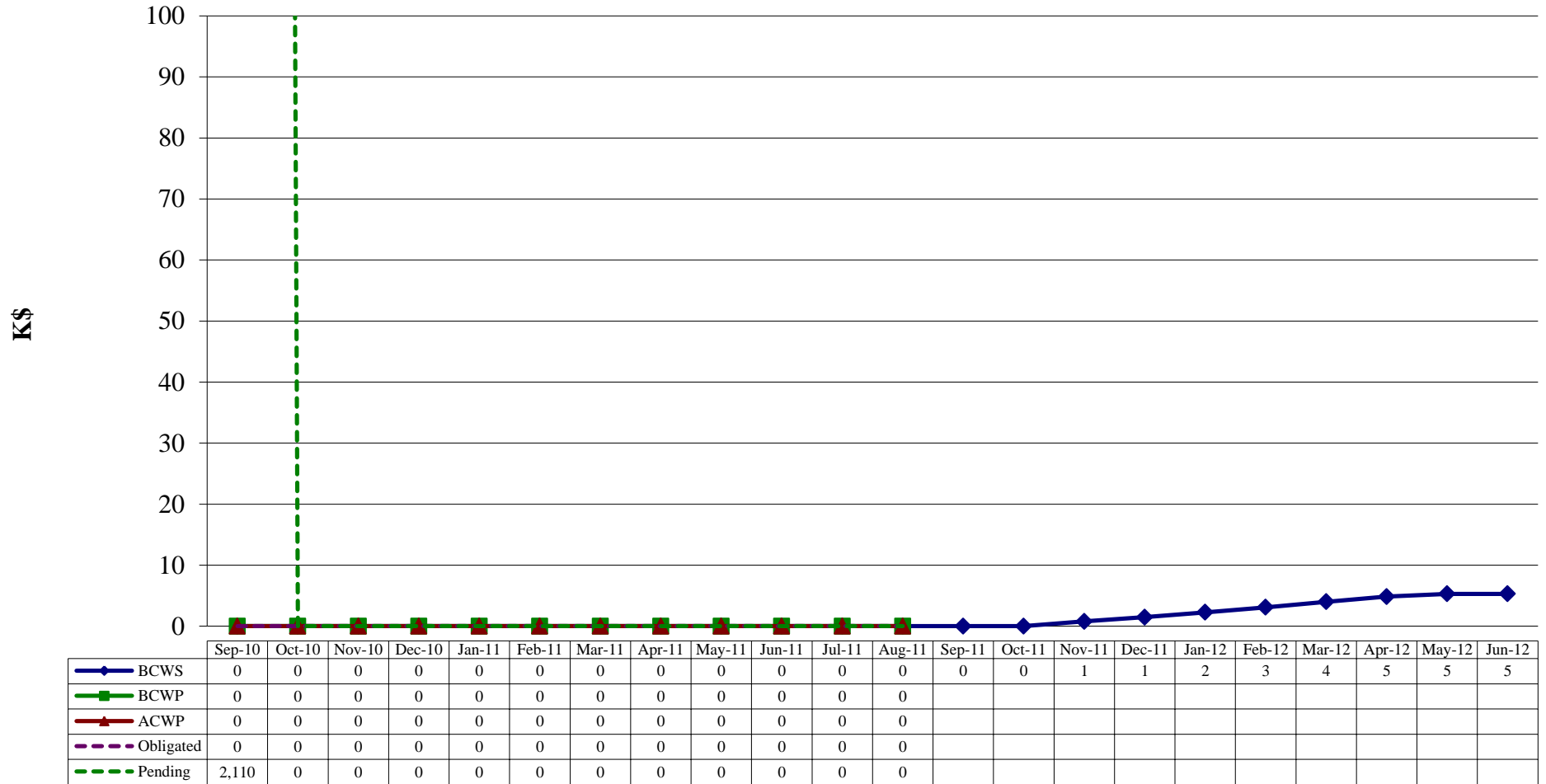
	Sep-10	Oct-10	Nov-10	Dec-10	Jan-11	Feb-11	Mar-11	Apr-11	May-11	Jun-11	Jul-11	Aug-11	Sep-11	Oct-11	Nov-11	Dec-11	Jan-12	Feb-12	Mar-12	Apr-12	May-12	Jun-12
BCWS	11	11	11	11	11	11	11	11	11	11	11	11	11	11	11	11	11	12	12	170	171	172
BCWP	11	11	11	11	11	11	11	11	11	11	11	11										
ACWP	7	7	7	7	7	7	7	7	8	7	7	7										
Obligated	7	7	7	7	7	7	7	7	8	7	7	7										
Pending	7	7	7	7	7	7	7	7	8	7	7	7										

# 12 GeV 1.4.3.6.6 Cabling Earned Value \$K

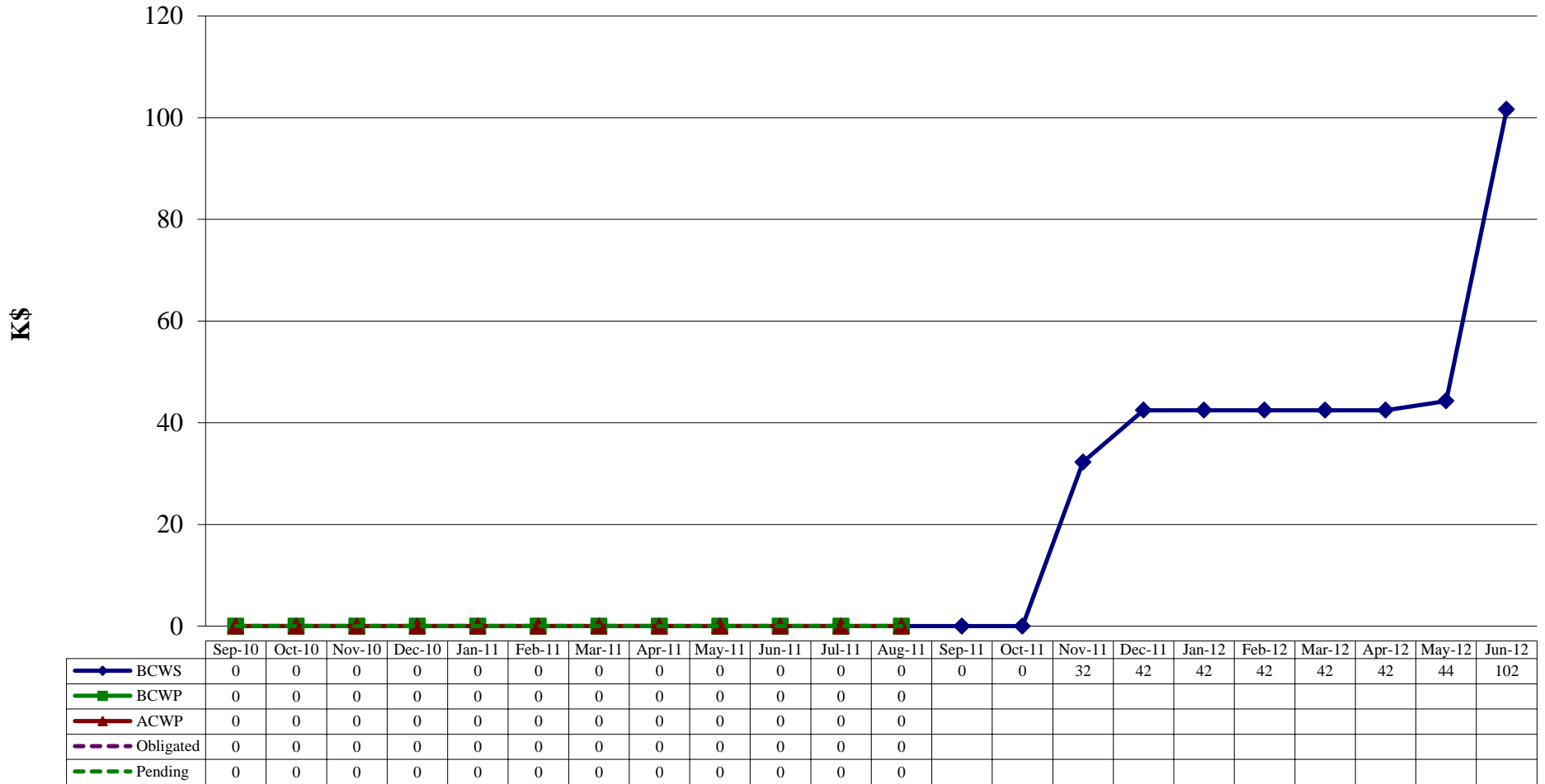


# 12 GeV 1.4.3.6.7 SOS Pivot Modifications

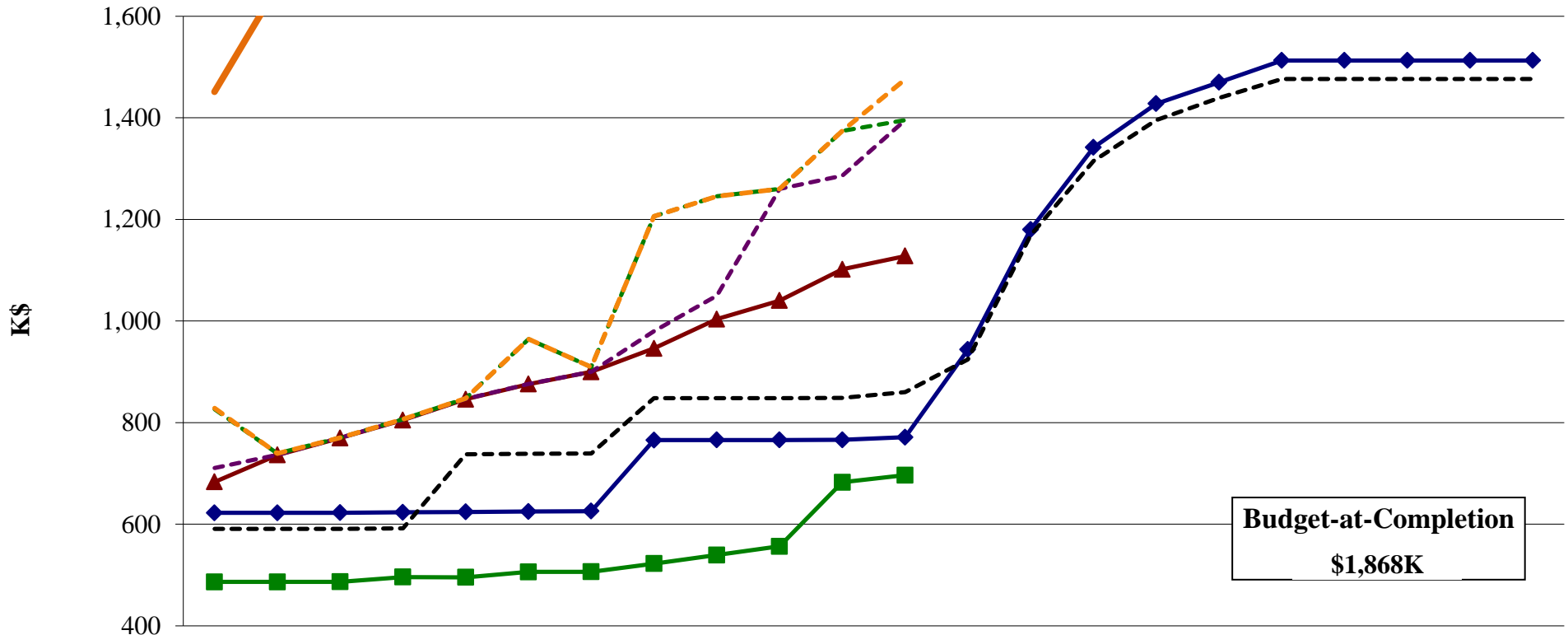
## Earned Value \$K



# 12 GeV 1.4.3.6.8 Installation Earned Value \$K



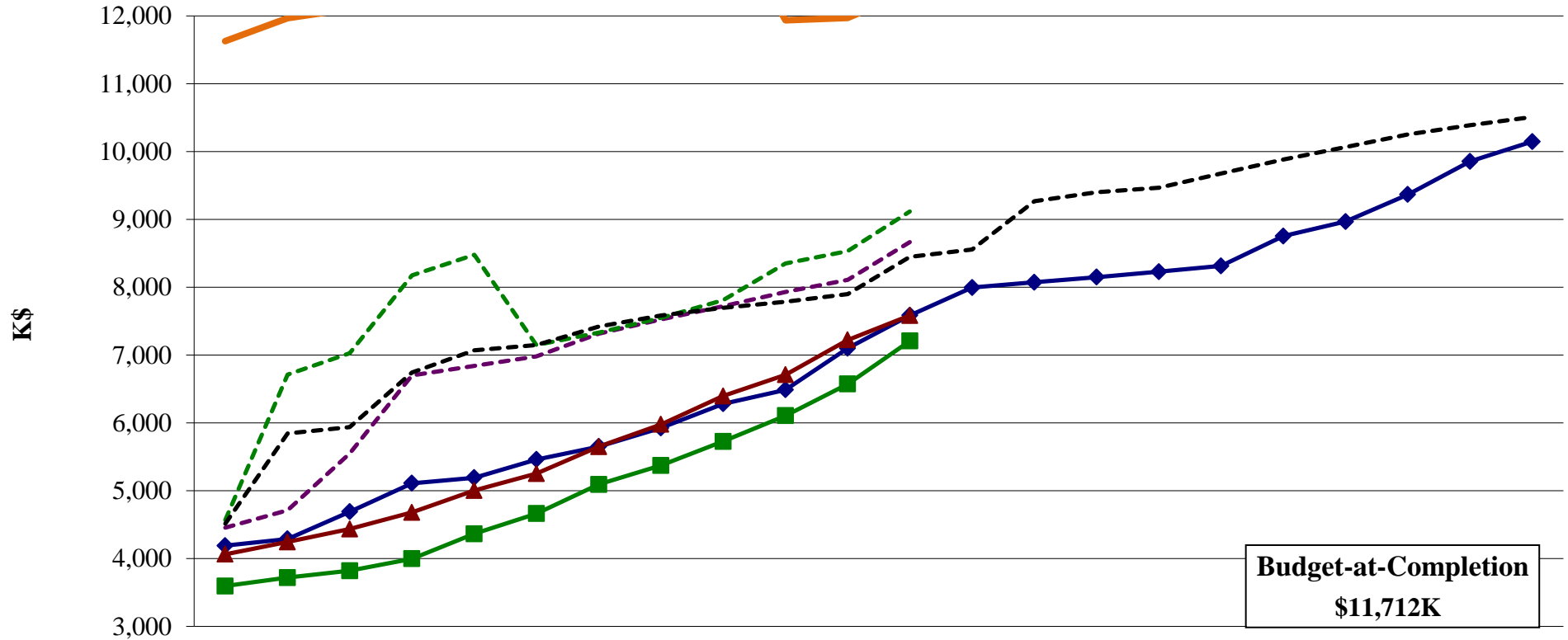
# 12 GeV 1.5.1 Solenoid Earned Value \$K



	Sep-10	Oct-10	Nov-10	Dec-10	Jan-11	Feb-11	Mar-11	Apr-11	May-11	Jun-11	Jul-11	Aug-11	Sep-11	Oct-11	Nov-11	Dec-11	Jan-12	Feb-12	Mar-12	Apr-12	May-12	Jun-12
BCWS	622	622	623	624	624	625	626	766	766	766	766	771	944	1,180	1,342	1,428	1,470	1,513	1,513	1,513	1,513	1,513
BCWP	487	487	487	496	495	506	506	522	539	557	683	697										
ACWP	683	736	770	805	846	876	900	946	1,004	1,040	1,102	1,128										
Obligated	711	737	770	806	847	876	900	980	1,050	1,260	1,286	1,395										
Pending	826	739	770	807	848	964	910	1,206	1,246	1,260	1,374	1,395										
NOFUND & FY12 PRs	829	739	770	807	848	964	910	1,206	1,246	1,260	1,374	1,476										
P6 Obl (FY11 Direct \$ with 6.02%)	591	591	591	592	738	739	739	848	848	848	849	860	924	1,169	1,315	1,395	1,439	1,476	1,476	1,476	1,476	1,476
CAMEAC	1,451	1,659	1,726	1,726	2,390	2,390	2,415	2,494	2,530	2,571	2,590	2,287										

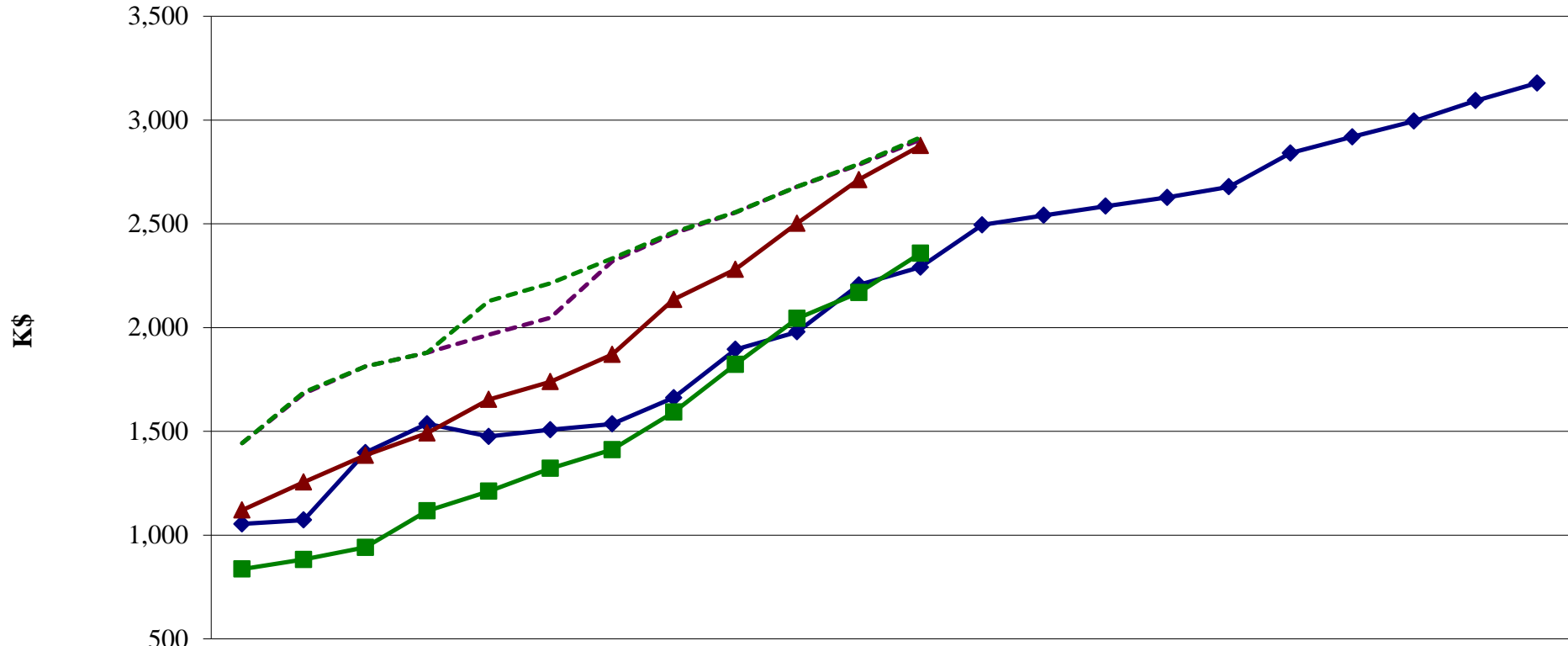


# 12 GeV 1.5.2 Detectors Earned Value \$K



	Sep-10	Oct-10	Nov-10	Dec-10	Jan-11	Feb-11	Mar-11	Apr-11	May-11	Jun-11	Jul-11	Aug-11	Sep-11	Oct-11	Nov-11	Dec-11	Jan-12	Feb-12	Mar-12	Apr-12	May-12	Jun-12	
BCWS	4,192	4,290	4,690	5,112	5,193	5,462	5,653	5,927	6,281	6,487	7,102	7,586	7,996	8,074	8,149	8,229	8,314	8,755	8,968	9,368	9,856	10,148	
BCWP	3,596	3,720	3,821	3,998	4,366	4,663	5,094	5,373	5,728	6,108	6,574	7,209											
ACWP	4,064	4,245	4,437	4,682	5,004	5,252	5,651	5,979	6,396	6,710	7,224	7,584											
Obligated	4,455	4,712	5,551	6,702	6,841	6,981	7,317	7,527	7,722	7,930	8,110	8,664											
Pending	4,570	6,713	7,027	8,178	8,479	7,148	7,331	7,550	7,809	8,351	8,535	9,116											
P6 Obl (FY11 Direct \$ with 6.02%)	4,516	5,846	5,939	6,745	7,070	7,149	7,419	7,583	7,696	7,788	7,900	8,449	8,556	9,270	9,403	9,469	9,677	9,885	10,067	10,255	10,391	10,511	
CAM EAC	11,629	11,967	12,102	13,251	13,568	13,568	13,512	13,462	13,511	11,937	11,971	12,362											

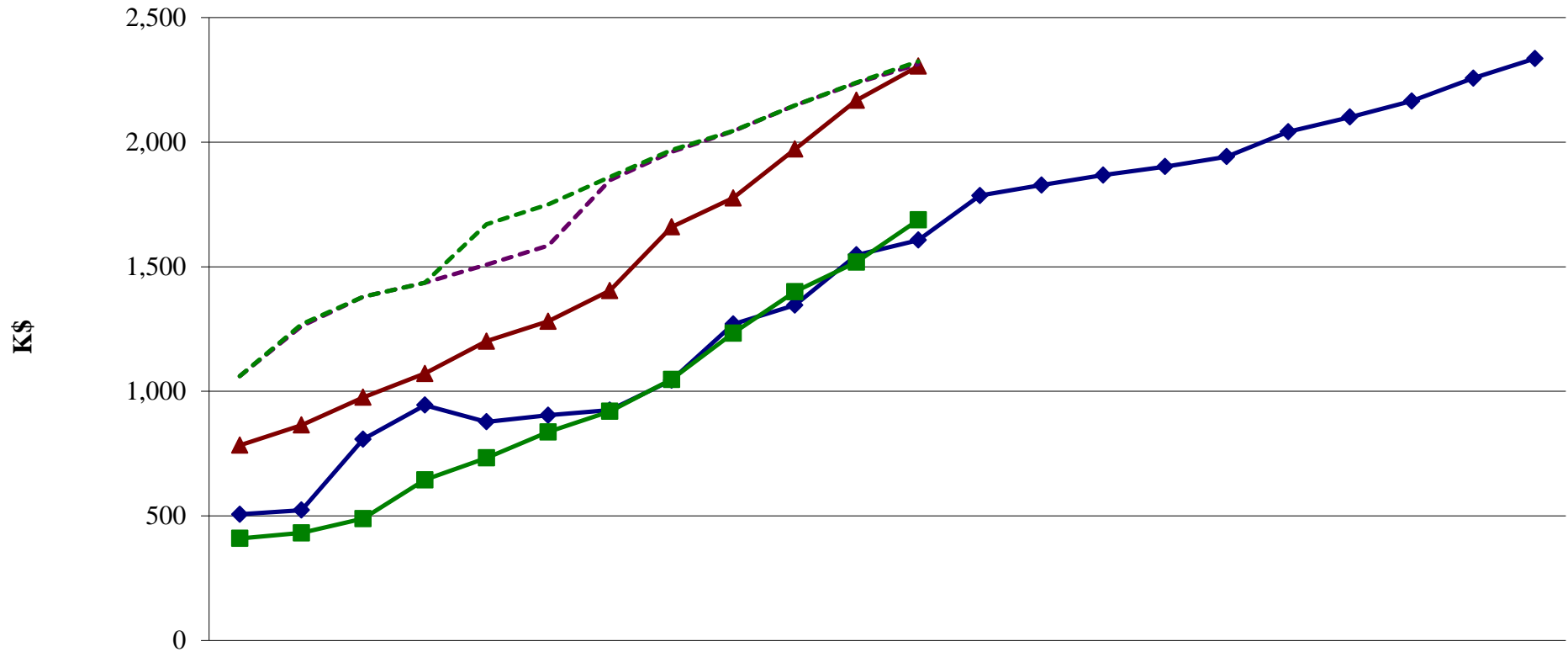
# 12 GeV 1.5.2.1 Tracking Earned Value \$K



	Sep-10	Oct-10	Nov-10	Dec-10	Jan-11	Feb-11	Mar-11	Apr-11	May-11	Jun-11	Jul-11	Aug-11	Sep-11	Oct-11	Nov-11	Dec-11	Jan-12	Feb-12	Mar-12	Apr-12	May-12	Jun-12	
BCWS	1,054	1,073	1,397	1,536	1,476	1,508	1,535	1,662	1,895	1,979	2,206	2,291	2,494	2,541	2,585	2,627	2,678	2,841	2,919	2,995	3,093	3,178	
BCWP	837	883	941	1,117	1,211	1,322	1,412	1,593	1,823	2,044	2,169	2,358											
ACWP	1,121	1,255	1,384	1,492	1,654	1,739	1,870	2,135	2,281	2,502	2,713	2,877											
Obligated	1,443	1,682	1,813	1,879	1,966	2,048	2,319	2,453	2,555	2,680	2,784	2,906											
Pending	1,443	1,689	1,813	1,879	2,128	2,213	2,332	2,461	2,556	2,680	2,789	2,917											

# 12 GeV 1.5.2.1.1 Tracking Forward Chambers

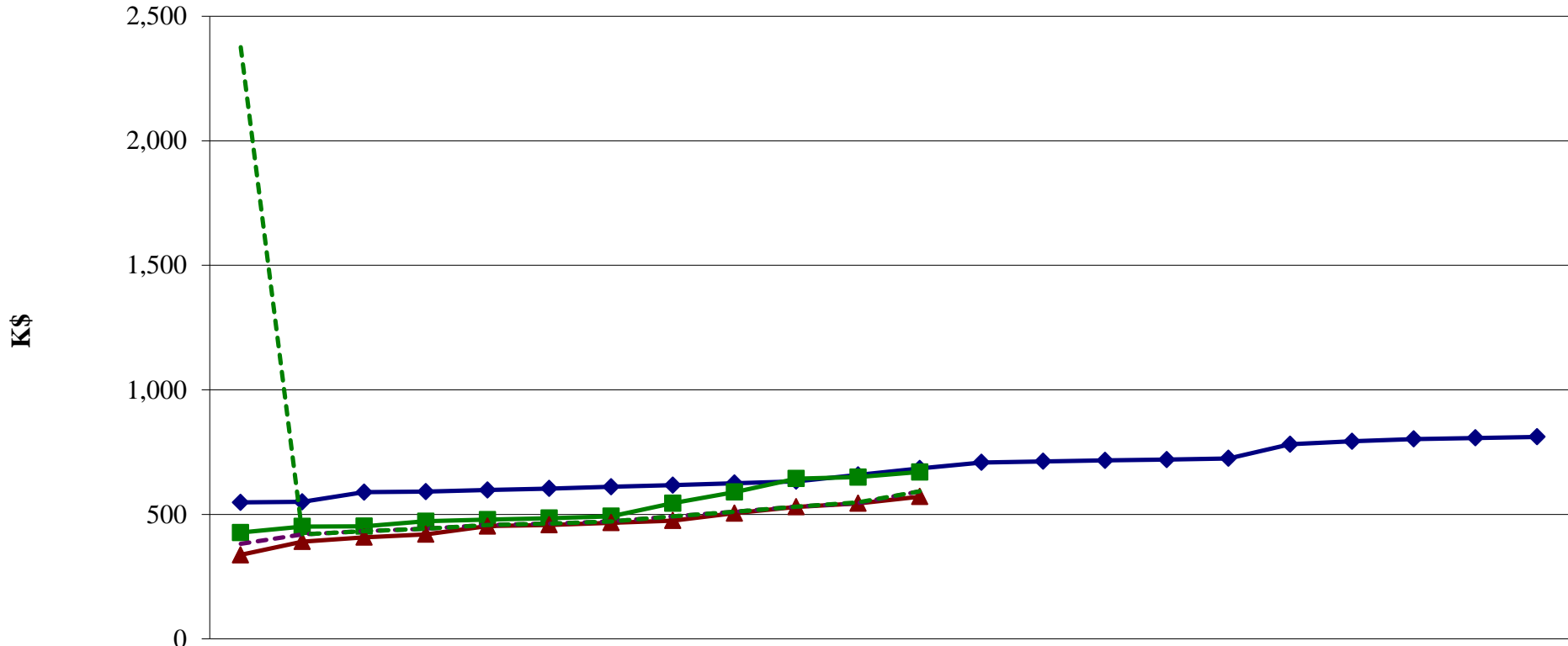
## Earned Value \$K



	Sep-10	Oct-10	Nov-10	Dec-10	Jan-11	Feb-11	Mar-11	Apr-11	May-11	Jun-11	Jul-11	Aug-11	Sep-11	Oct-11	Nov-11	Dec-11	Jan-12	Feb-12	Mar-12	Apr-12	May-12	Jun-12
BCWS	506	523	808	945	878	904	925	1,045	1,270	1,346	1,548	1,607	1,786	1,828	1,868	1,902	1,942	2,042	2,101	2,165	2,257	2,336
BCWP	409	432	489	645	733	837	919	1,048	1,234	1,400	1,519	1,688										
ACWP	783	864	976	1,072	1,201	1,281	1,404	1,660	1,776	1,972	2,169	2,305										
Obligated	1,061	1,262	1,380	1,436	1,509	1,585	1,848	1,961	2,045	2,148	2,238	2,313										
Pending	1,061	1,269	1,380	1,436	1,670	1,751	1,860	1,969	2,046	2,148	2,240	2,324										

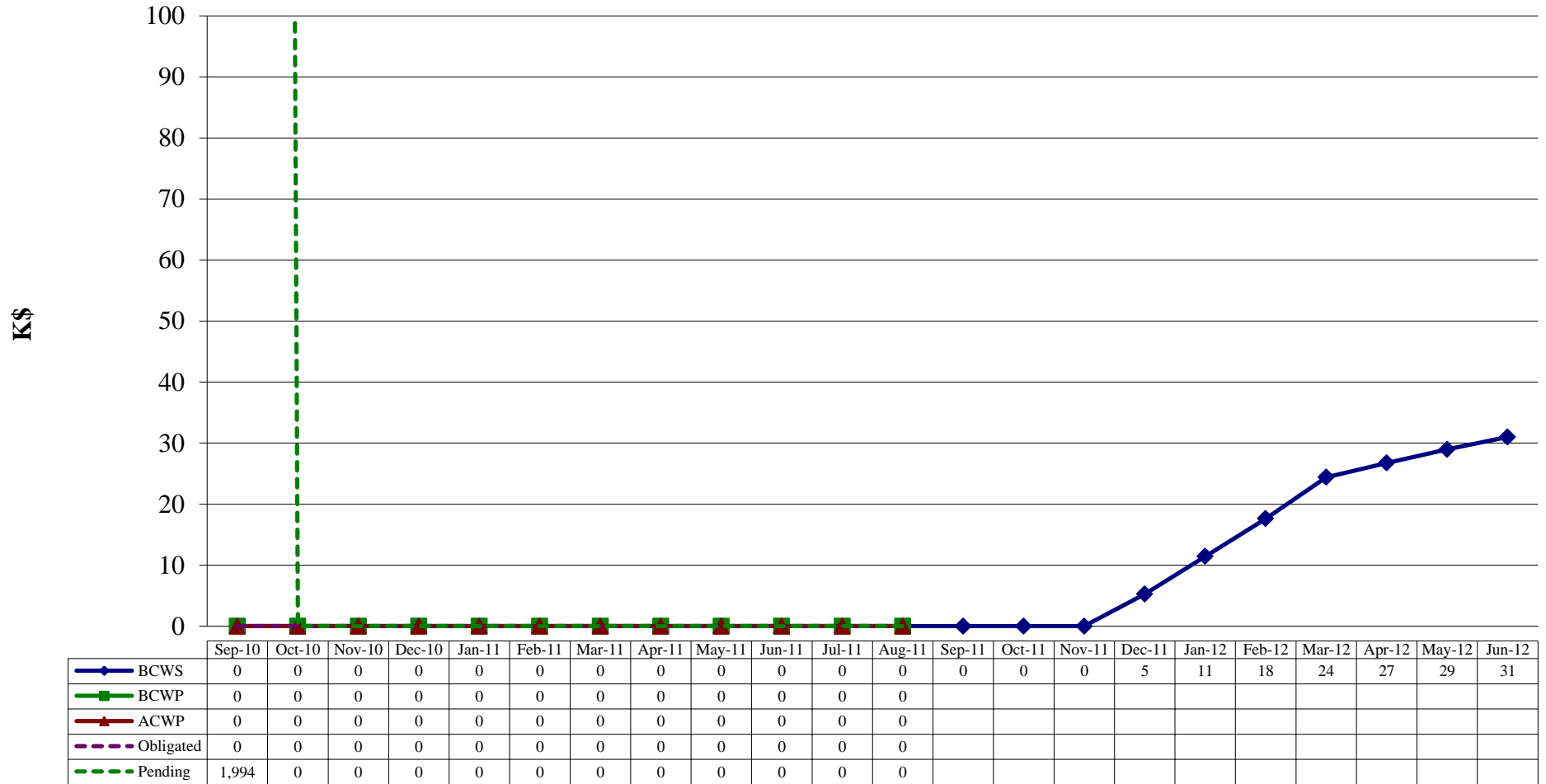
# 12 GeV 1.5.2.1.2 Tracking Central Chambers

## Earned Value \$K



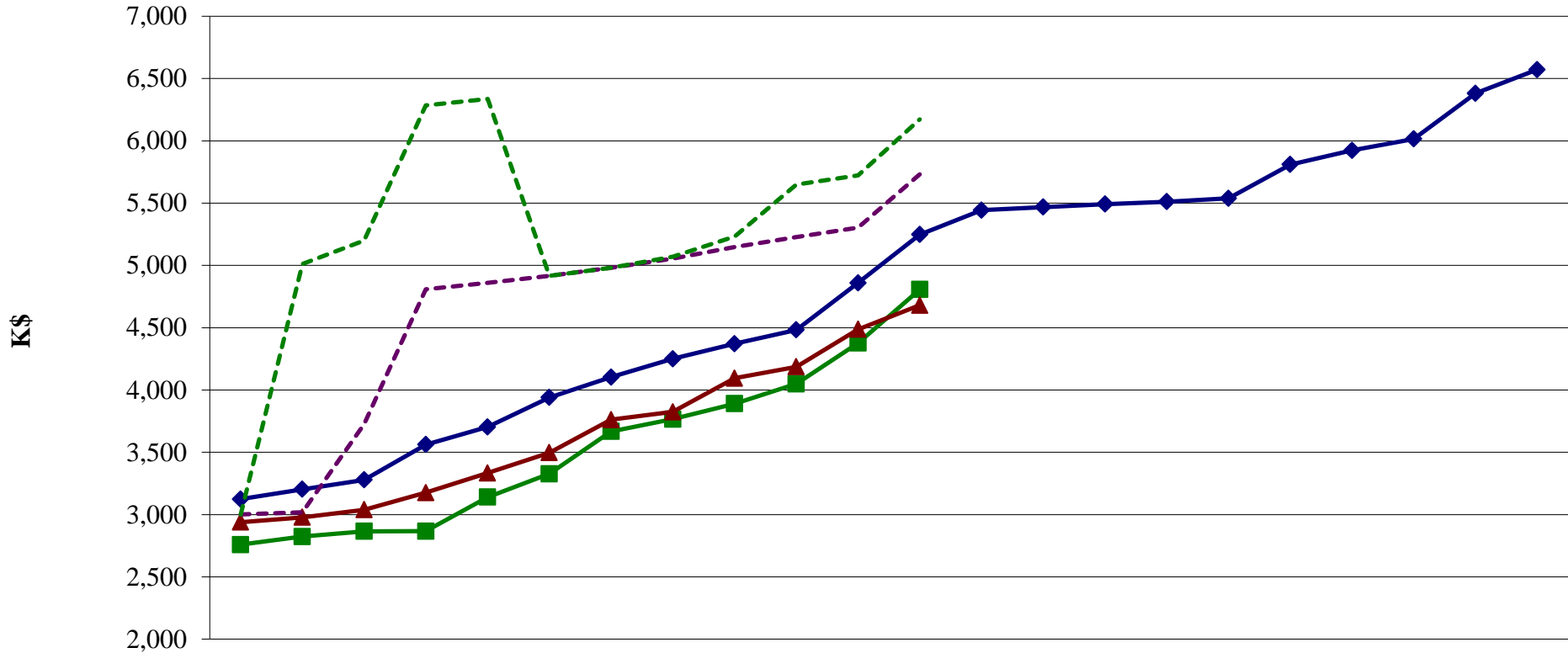
	Sep-10	Oct-10	Nov-10	Dec-10	Jan-11	Feb-11	Mar-11	Apr-11	May-11	Jun-11	Jul-11	Aug-11	Sep-11	Oct-11	Nov-11	Dec-11	Jan-12	Feb-12	Mar-12	Apr-12	May-12	Jun-12
BCWS	548	550	589	591	598	604	611	617	626	633	658	684	708	713	717	720	725	782	793	802	807	811
BCWP	427	451	452	473	479	485	492	545	589	644	650	670										
ACWP	338	391	408	420	453	458	466	475	505	530	544	572										
Obligated	382	420	433	443	458	463	471	492	510	531	546	593										
Pending	2,376	420	433	443	458	463	472	492	510	531	548	593										

# 12 GeV 1.5.2.1.3 Tracking Start Counter Earned Value \$K



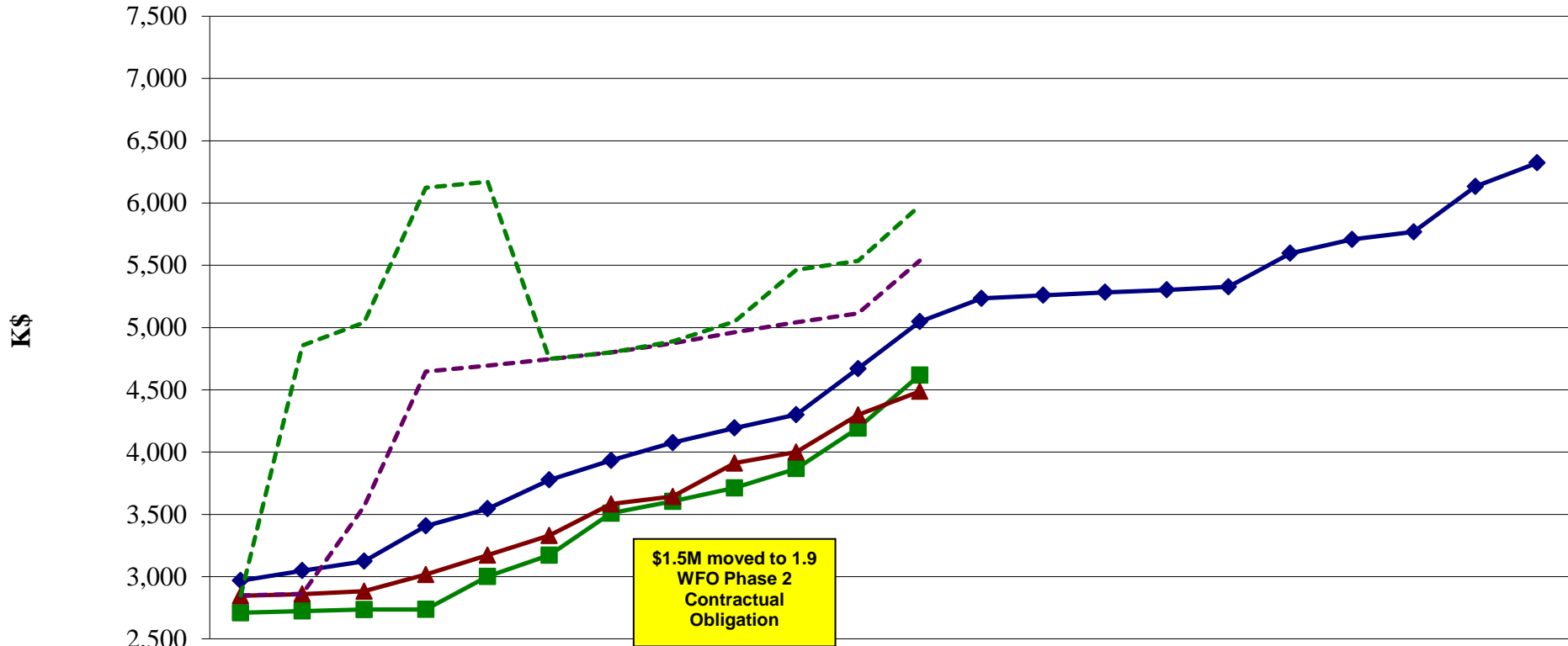
# 12 GeV 1.5.2.2 Calorimetry

## Earned Value \$K



	Sep-10	Oct-10	Nov-10	Dec-10	Jan-11	Feb-11	Mar-11	Apr-11	May-11	Jun-11	Jul-11	Aug-11	Sep-11	Oct-11	Nov-11	Dec-11	Jan-12	Feb-12	Mar-12	Apr-12	May-12	Jun-12
BCWS	3,124	3,203	3,279	3,562	3,703	3,940	4,103	4,251	4,372	4,483	4,860	5,248	5,444	5,468	5,492	5,512	5,539	5,810	5,923	6,015	6,381	6,572
BCWP	2,759	2,824	2,866	2,867	3,140	3,327	3,668	3,766	3,890	4,049	4,377	4,807										
ACWP	2,939	2,978	3,039	3,176	3,334	3,497	3,762	3,824	4,095	4,186	4,487	4,680										
Obligated	3,002	3,019	3,725	4,809	4,860	4,917	4,980	5,054	5,147	5,228	5,303	5,731										
Pending	3,002	5,013	5,201	6,285	6,336	4,918	4,980	5,071	5,233	5,649	5,723	6,172										

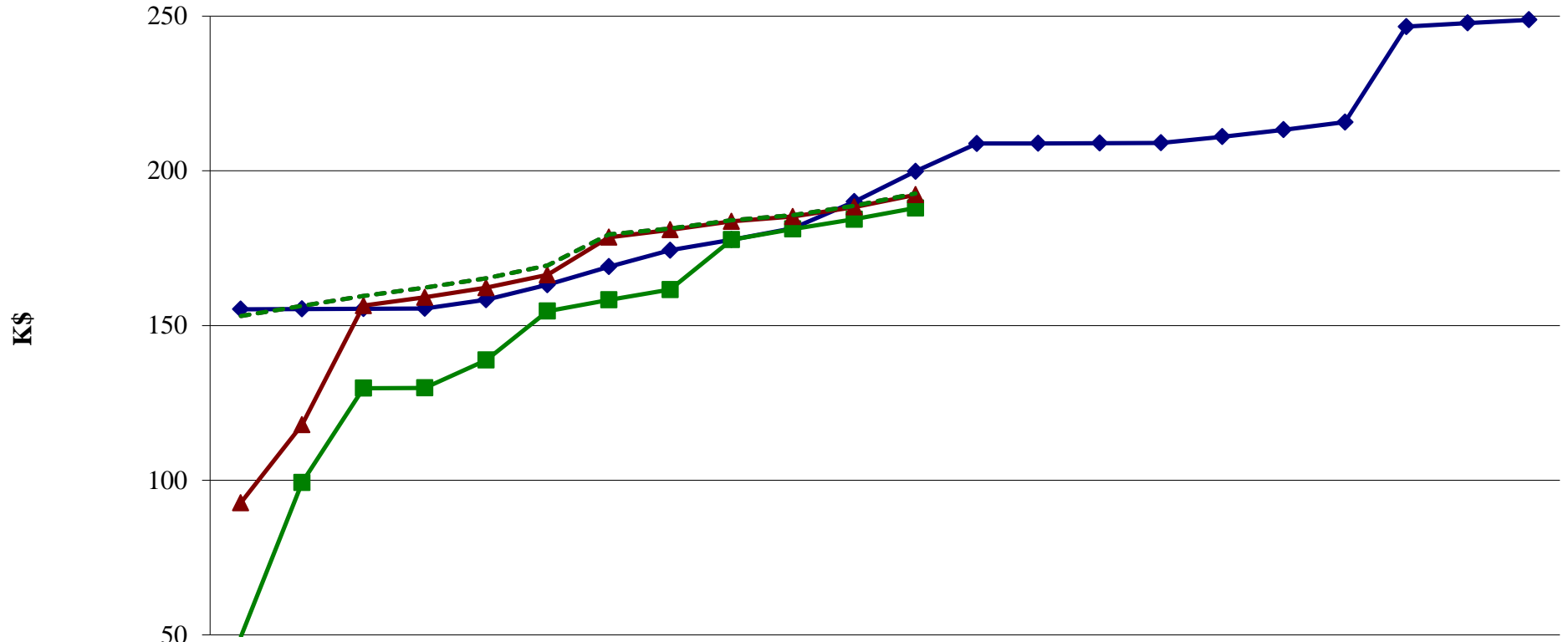
# 12 GeV 1.5.2.2.1 Barrel Calorimeter Earned Value \$K



\$1.5M moved to 1.9  
WFO Phase 2  
Contractual  
Obligation

	Sep-10	Oct-10	Nov-10	Dec-10	Jan-11	Feb-11	Mar-11	Apr-11	May-11	Jun-11	Jul-11	Aug-11	Sep-11	Oct-11	Nov-11	Dec-11	Jan-12	Feb-12	Mar-12	Apr-12	May-12	Jun-12
BCWS	2,969	3,048	3,124	3,406	3,545	3,777	3,934	4,076	4,194	4,301	4,670	5,048	5,235	5,259	5,283	5,303	5,328	5,596	5,707	5,769	6,133	6,323
BCWP	2,710	2,725	2,736	2,737	3,001	3,172	3,510	3,605	3,713	3,868	4,193	4,619										
ACWP	2,847	2,860	2,882	3,017	3,172	3,330	3,584	3,644	3,912	4,001	4,299	4,488										
Obligated	2,849	2,862	3,565	4,646	4,694	4,748	4,801	4,873	4,963	5,043	5,114	5,538										
Pending	2,849	4,856	5,041	6,122	6,170	4,748	4,801	4,889	5,049	5,463	5,534	5,979										

# 12 GeV 1.5.2.2.2 Forward Calorimeter Earned Value \$K

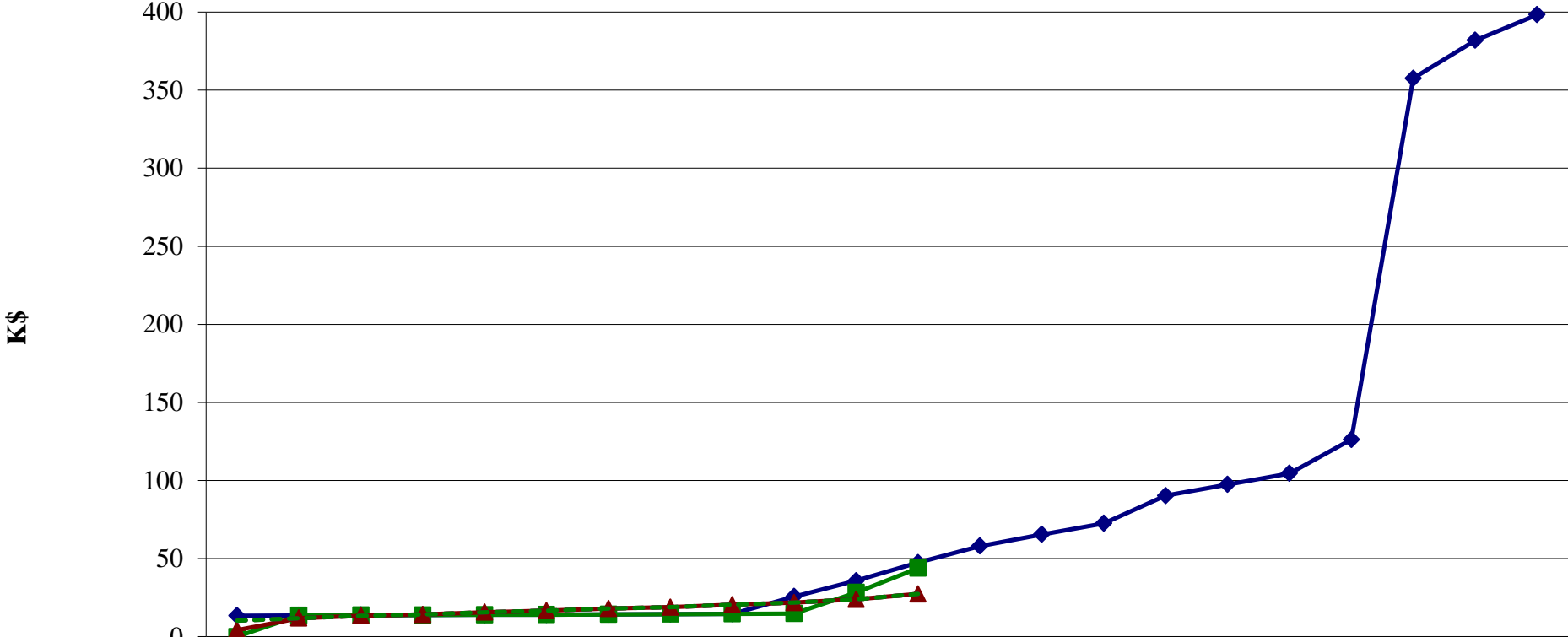


	Sep-10	Oct-10	Nov-10	Dec-10	Jan-11	Feb-11	Mar-11	Apr-11	May-11	Jun-11	Jul-11	Aug-11	Sep-11	Oct-11	Nov-11	Dec-11	Jan-12	Feb-12	Mar-12	Apr-12	May-12	Jun-12
BCWS	155	155	155	156	158	163	169	174	178	181	190	200	209	209	209	209	211	213	216	247	248	249
BCWP	49	99	130	130	139	155	158	162	178	181	184	188										
ACWP	93	118	156	159	162	166	179	181	184	185	188	192										
Obligated	153	156	160	162	165	169	179	181	184	186	189	193										
Pending	153	156	160	162	165	169	179	181	184	186	189	193										



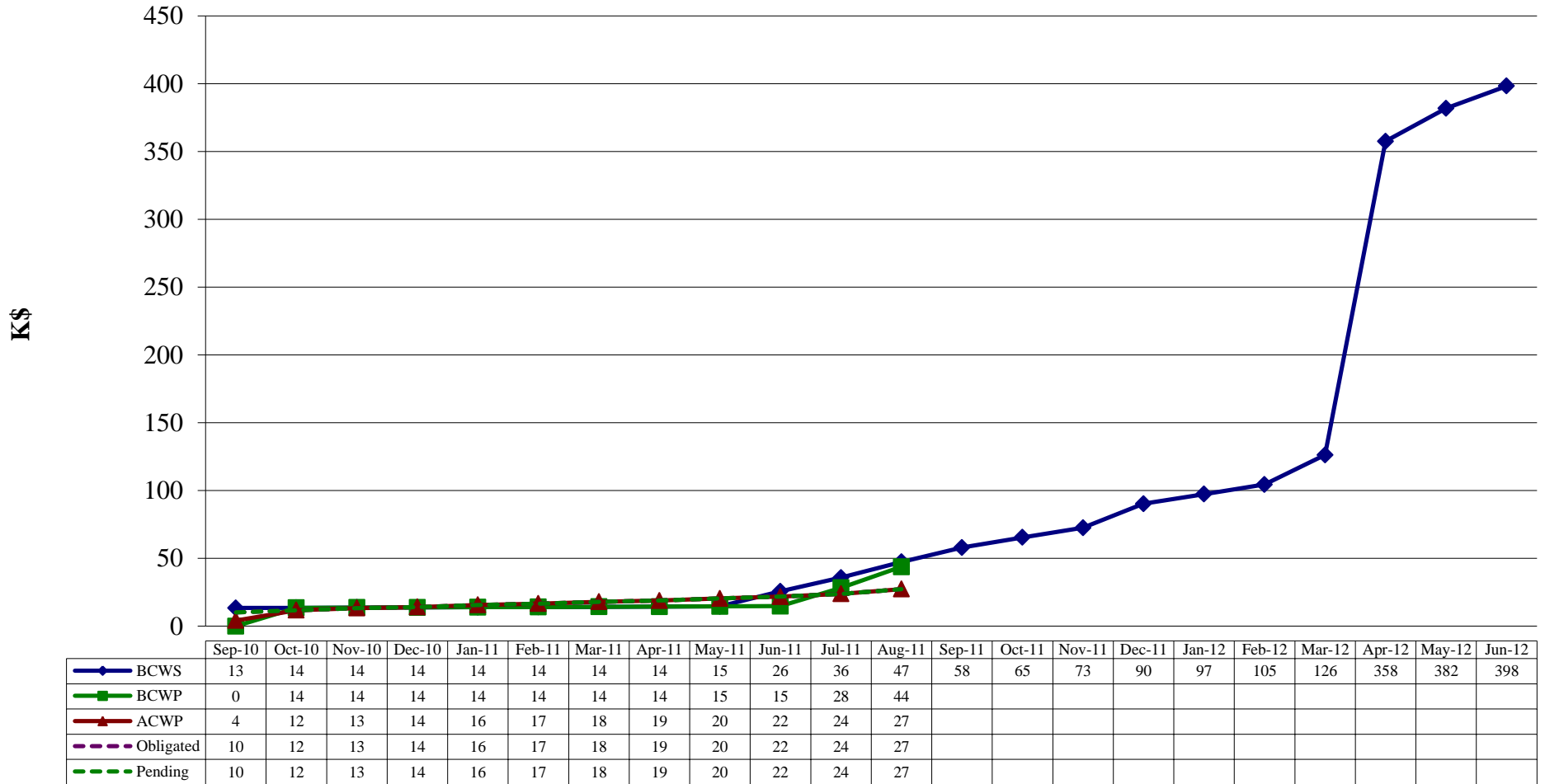
# 12 GeV 1.5.2.3 Particle ID

## Earned Value \$K

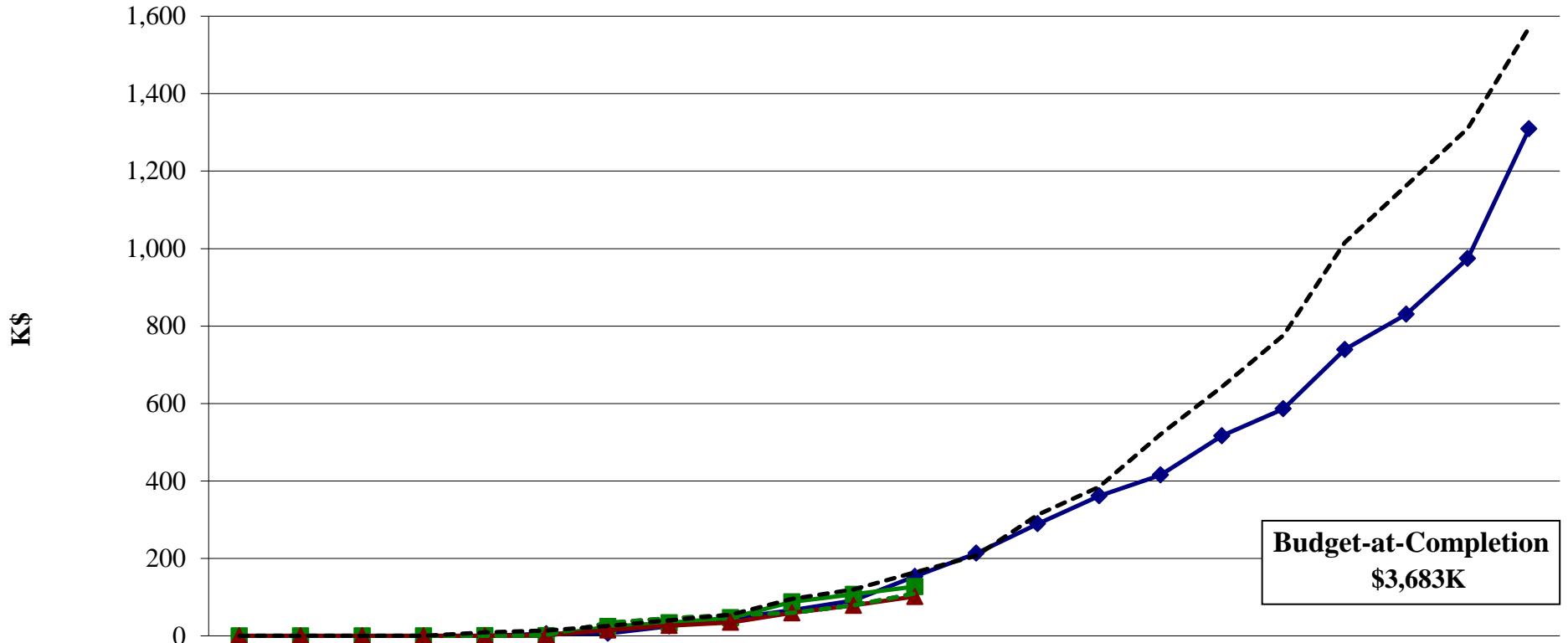


	Sep-10	Oct-10	Nov-10	Dec-10	Jan-11	Feb-11	Mar-11	Apr-11	May-11	Jun-11	Jul-11	Aug-11	Sep-11	Oct-11	Nov-11	Dec-11	Jan-12	Feb-12	Mar-12	Apr-12	May-12	Jun-12
BCWS	13	14	14	14	14	14	14	14	15	26	36	47	58	65	73	90	97	105	126	358	382	398
BCWP	0	14	14	14	14	14	14	14	15	15	28	44										
ACWP	4	12	13	14	16	17	18	19	20	22	24	27										
Obligated	10	12	13	14	16	17	18	19	20	22	24	27										
Pending	10	12	13	14	16	17	18	19	20	22	24	27										

# 12 GeV 1.5.2.3.1 Particle ID Time-of-Flight Earned Value \$K



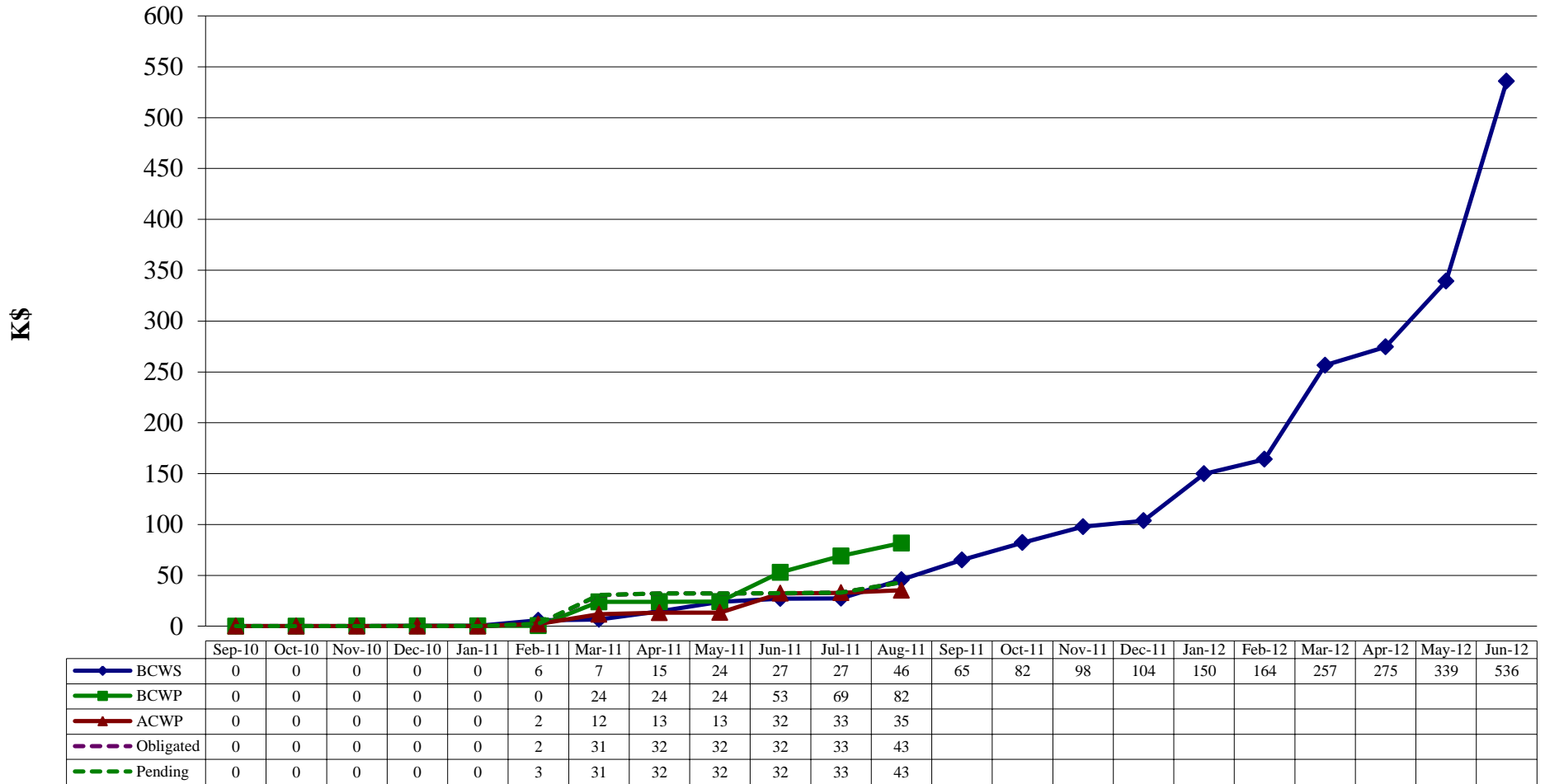
# 12 GeV 1.5.3 Computing Earned Value \$K



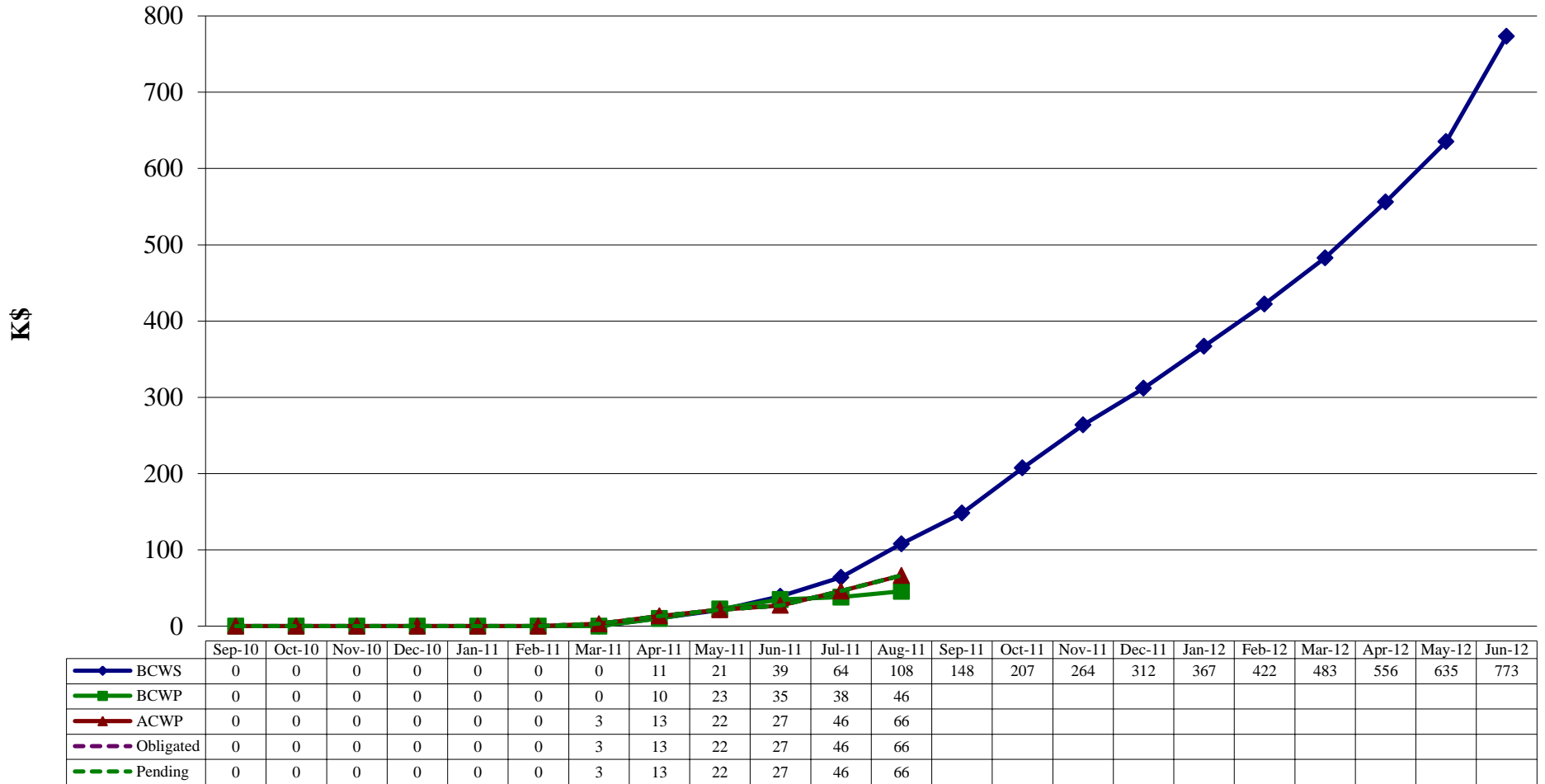
**Budget-at-Completion  
\$3,683K**

	Sep-10	Oct-10	Nov-10	Dec-10	Jan-11	Feb-11	Mar-11	Apr-11	May-11	Jun-11	Jul-11	Aug-11	Sep-11	Oct-11	Nov-11	Dec-11	Jan-12	Feb-12	Mar-12	Apr-12	May-12	Jun-12
BCWS	0	0	0	0	0	6	7	25	45	66	91	154	213	290	362	415	517	586	739	831	974	1,309
BCWP	0	0	0	0	0	0	24	34	47	88	107	127										
ACWP	0	0	0	0	0	2	15	27	35	60	79	102										
Obligated	0	0	0	0	0	2	34	46	54	60	79	110										
Pending	0	0	0	0	0	3	34	46	54	60	79	110										
P6 Obl (FY11 Direct \$ with 6.02%)	0	0	0	0	9	14	26	41	55	96	120	164	207	313	385	520	644	776	1,015	1,162	1,310	1,571
CAM EAC	3,623	3,625	3,625	3,625	3,683	3,683	3,683	3,674	3,676	3,671	3,655	3,655										

# 12 GeV 1.5.3.1 DAQ Earned Value \$K

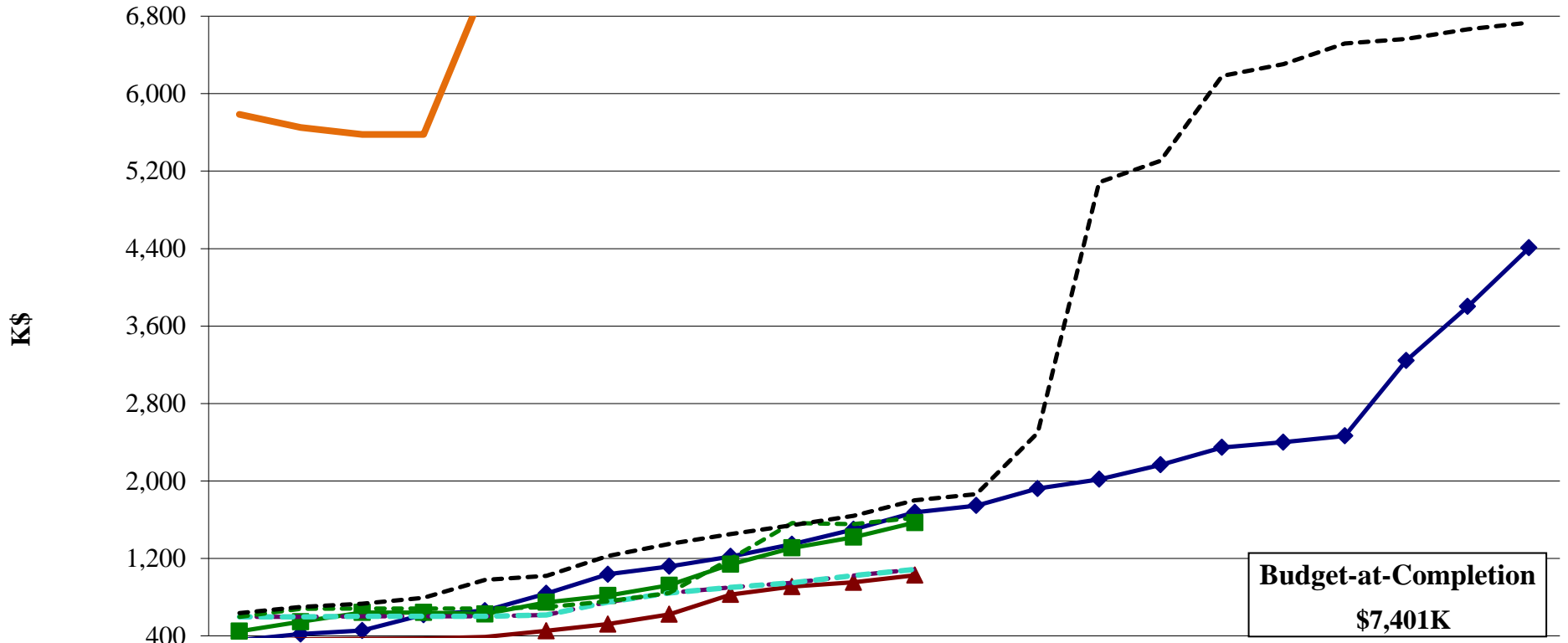


# 12 GeV 1.5.3.2 Online Computing Earned Value \$K



# 12 GeV 1.5.4 Electronics

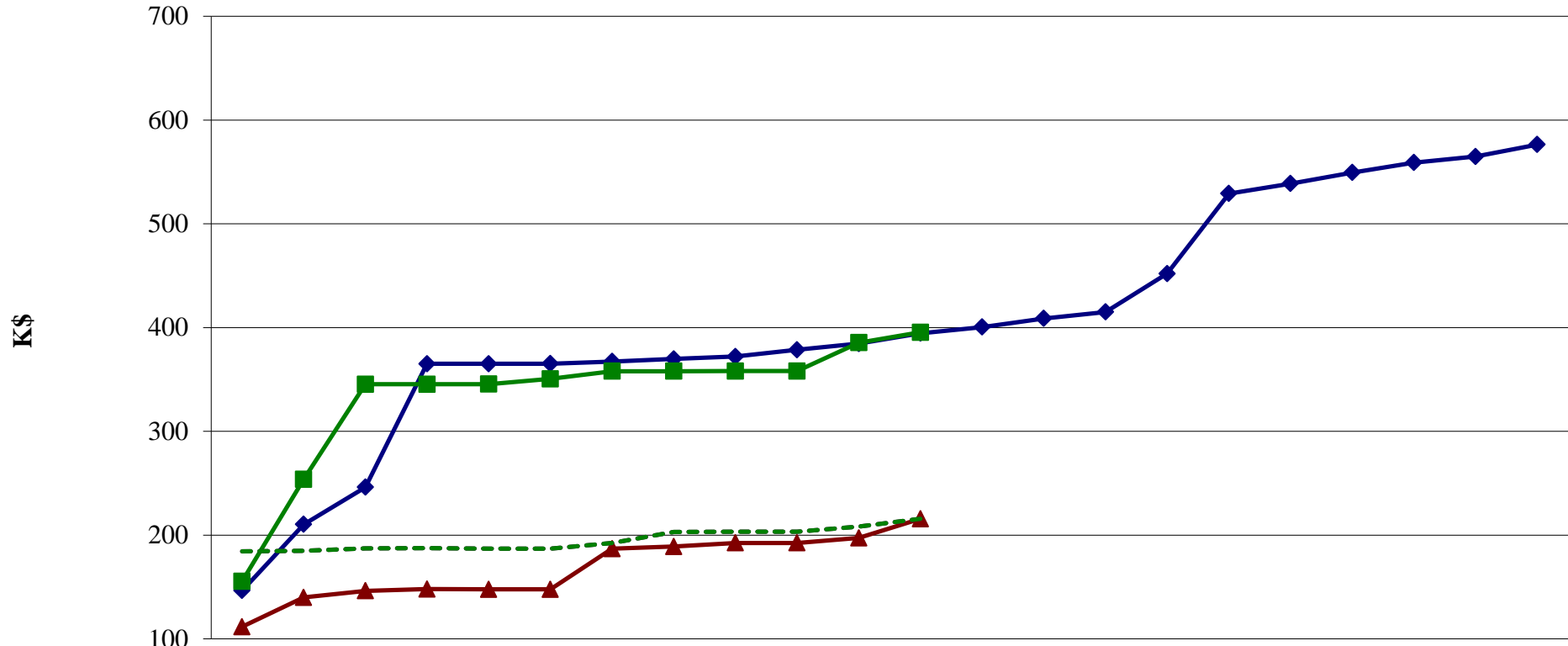
## Earned Value \$K



**Budget-at-Completion**  
**\$7,401K**

	Sep-10	Oct-10	Nov-10	Dec-10	Jan-11	Feb-11	Mar-11	Apr-11	May-11	Jun-11	Jul-11	Aug-11	Sep-11	Oct-11	Nov-11	Dec-11	Jan-12	Feb-12	Mar-12	Apr-12	May-12	Jun-12	
BCWS	356	420	456	619	661	838	1,037	1,118	1,220	1,346	1,500	1,676	1,746	1,922	2,017	2,167	2,347	2,401	2,466	3,243	3,802	4,408	
BCWP	449	547	642	643	627	747	817	923	1,140	1,310	1,420	1,571											
ACWP	336	364	372	374	389	453	522	623	828	910	954	1,026											
Obligated	598	599	602	603	602	616	751	844	901	948	1,023	1,087											
FY11 Phase POs	598	599	602	603	602	616	751	844	901	948	1,023	1,087											
Pending	598	680	683	684	683	697	759	844	1,198	1,566	1,555	1,622											
P6 Obl (FY11 Direct \$ with 6.02%)	637	699	734	794	980	1,022	1,224	1,351	1,451	1,544	1,641	1,800	1,864	2,499	5,085	5,308	6,183	6,304	6,519	6,564	6,665	6,733	
CAMEAC	5,787	5,649	5,578	5,578	7,104	7,104	7,106	7,097	7,097	7,097	7,121	7,231											

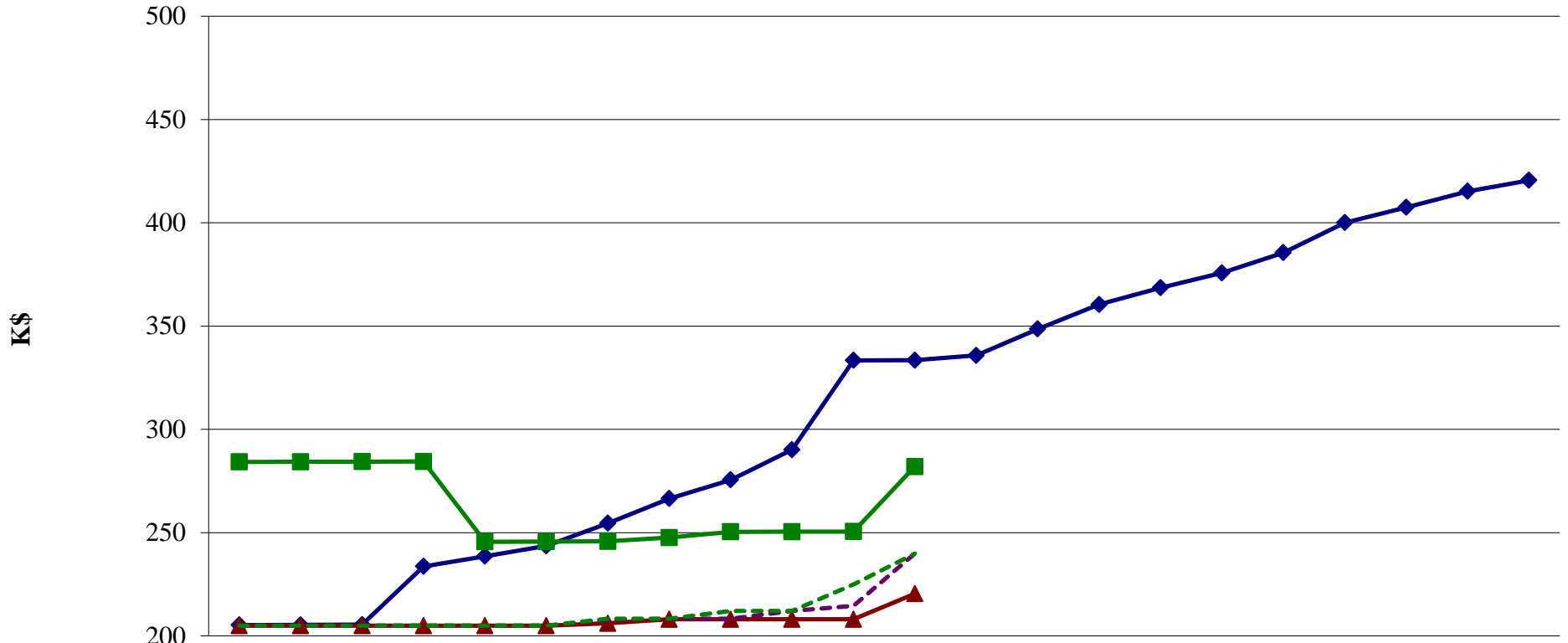
# 12 GeV 1.5.4.1 FADC Earned Value \$K



	Sep-10	Oct-10	Nov-10	Dec-10	Jan-11	Feb-11	Mar-11	Apr-11	May-11	Jun-11	Jul-11	Aug-11	Sep-11	Oct-11	Nov-11	Dec-11	Jan-12	Feb-12	Mar-12	Apr-12	May-12	Jun-12
BCWS	147	210	246	365	365	365	367	370	372	379	385	395	400	409	415	452	529	539	549	559	565	576
BCWP	155	254	345	345	345	351	358	358	358	358	385	395										
ACWP	112	140	146	148	148	148	187	189	192	193	197	216										
Obligated	184	185	187	188	187	187	192	203	203	203	208	216										
Pending	184	185	187	188	187	187	192	203	203	203	208	216										

# 12 GeV 1.5.4.2 TDC

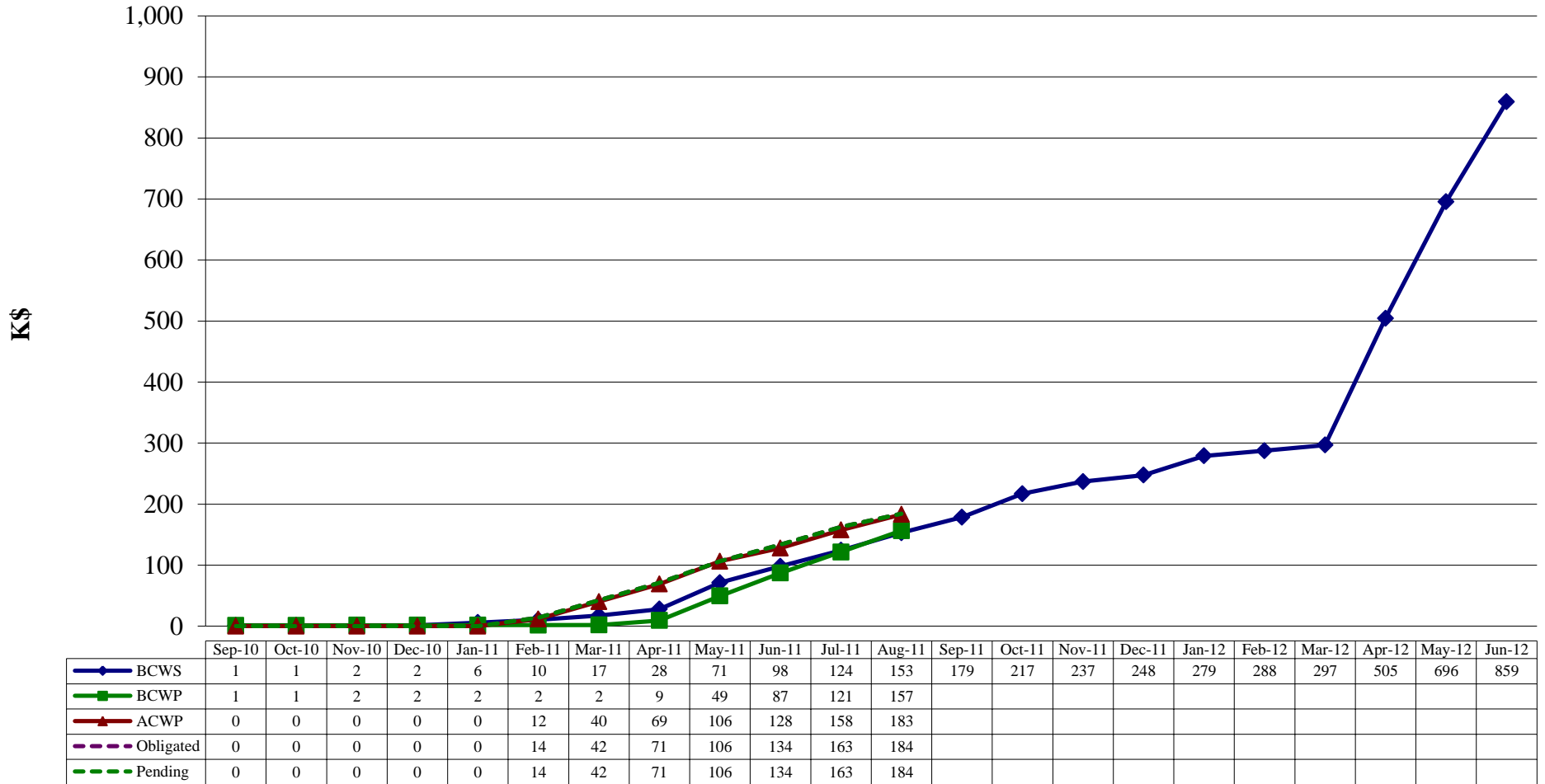
## Earned Value \$K



	Sep-10	Oct-10	Nov-10	Dec-10	Jan-11	Feb-11	Mar-11	Apr-11	May-11	Jun-11	Jul-11	Aug-11	Sep-11	Oct-11	Nov-11	Dec-11	Jan-12	Feb-12	Mar-12	Apr-12	May-12	Jun-12
BCWS	205	205	205	234	239	244	255	266	276	290	333	333	336	349	360	369	376	386	400	407	415	421
BCWP	284	284	284	284	246	246	246	248	250	250	251	282										
ACWP	205	205	205	205	205	205	206	208	208	208	208	220										
Obligated	205	205	205	205	205	205	208	208	208	212	215	240										
Pending	205	205	205	205	205	205	208	208	212	212	225	240										

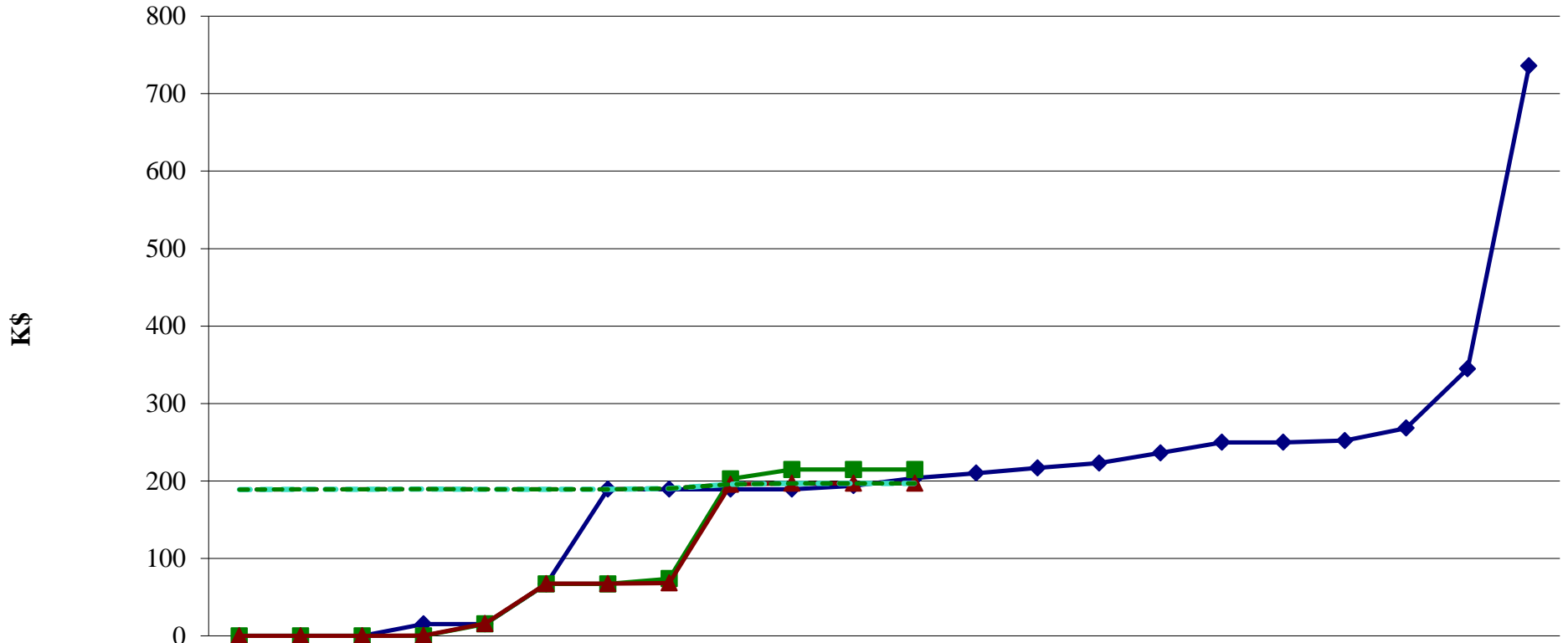


# 12 GeV 1.5.4.3 Trigger Earned Value \$K



# 12 GeV 1.5.4.4 Crates/Racks

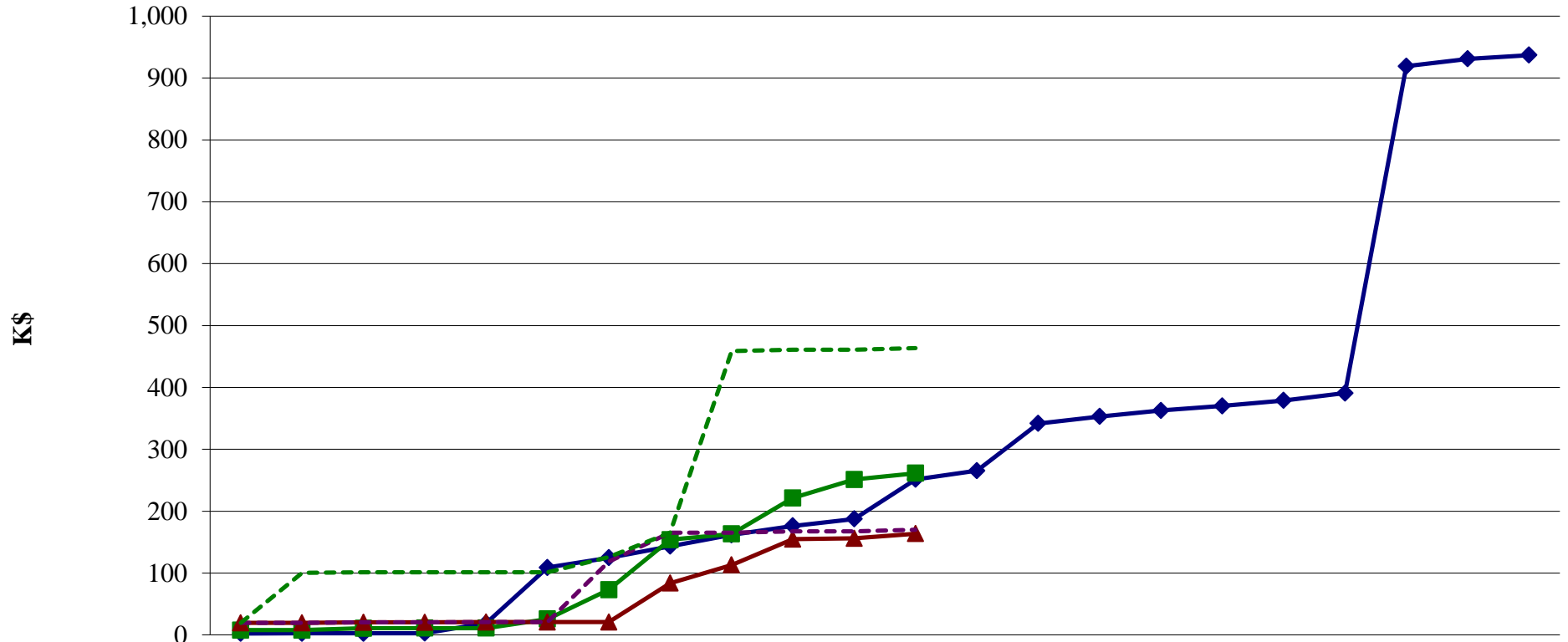
## Earned Value \$K



	Sep-10	Oct-10	Nov-10	Dec-10	Jan-11	Feb-11	Mar-11	Apr-11	May-11	Jun-11	Jul-11	Aug-11	Sep-11	Oct-11	Nov-11	Dec-11	Jan-12	Feb-12	Mar-12	Apr-12	May-12	Jun-12
BCWS	0	0	0	15	15	67	189	189	189	189	194	204	210	217	223	236	250	250	252	268	345	736
BCWP	0	0	0	0	15	67	67	74	203	215	215	215										
ACWP	0	0	0	0	16	68	68	68	196	197	197	197										
Obligated	189	189	189	190	189	189	189	190	196	197	197	197										
FY11 Phase POs	189	189	189	190	189	189	189	190	196	197	197	197										
Pending	189	189	189	190	189	189	189	190	196	197	197	197										

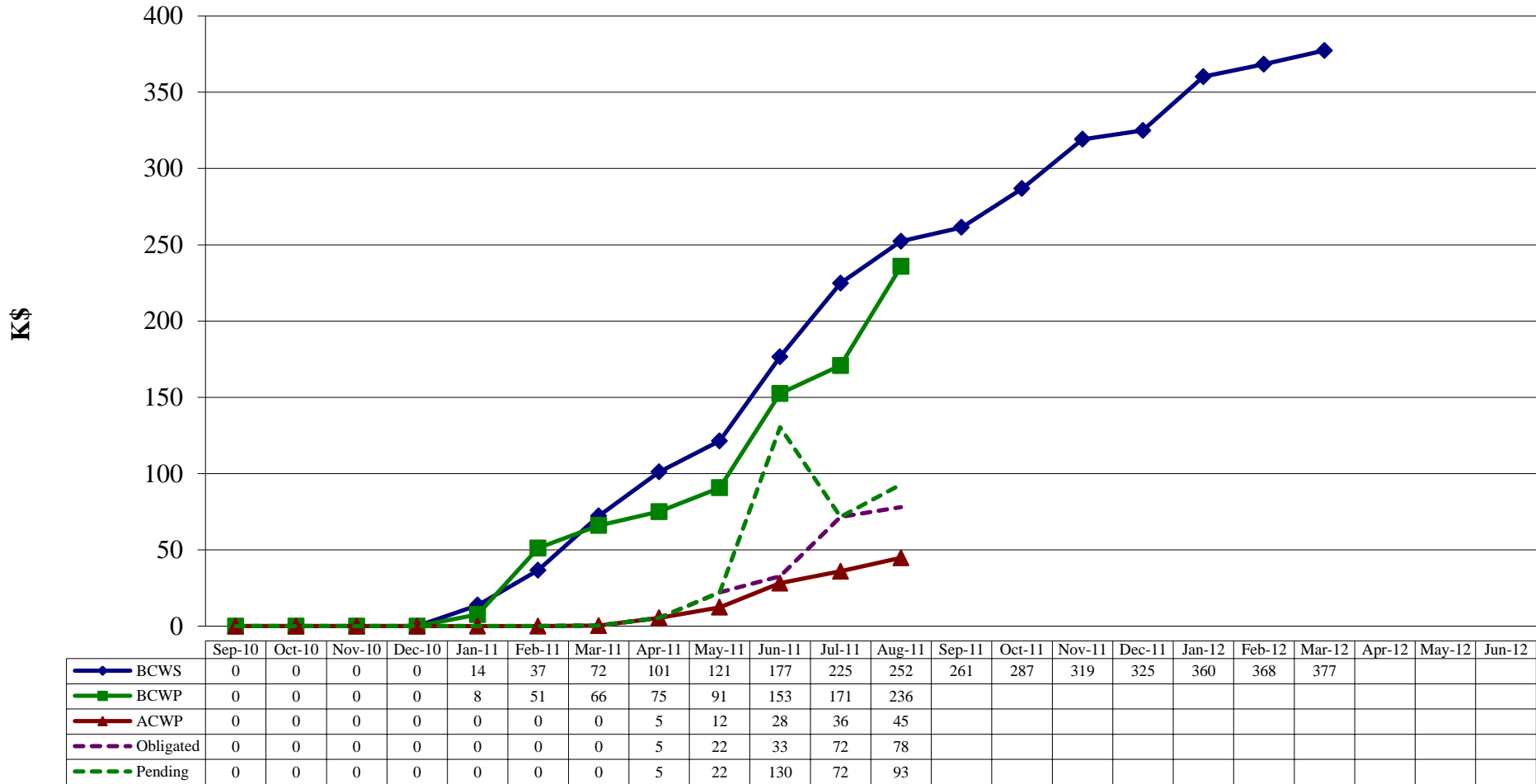
# 12 GeV 1.5.4.5 Logic, HV

## Earned Value \$K

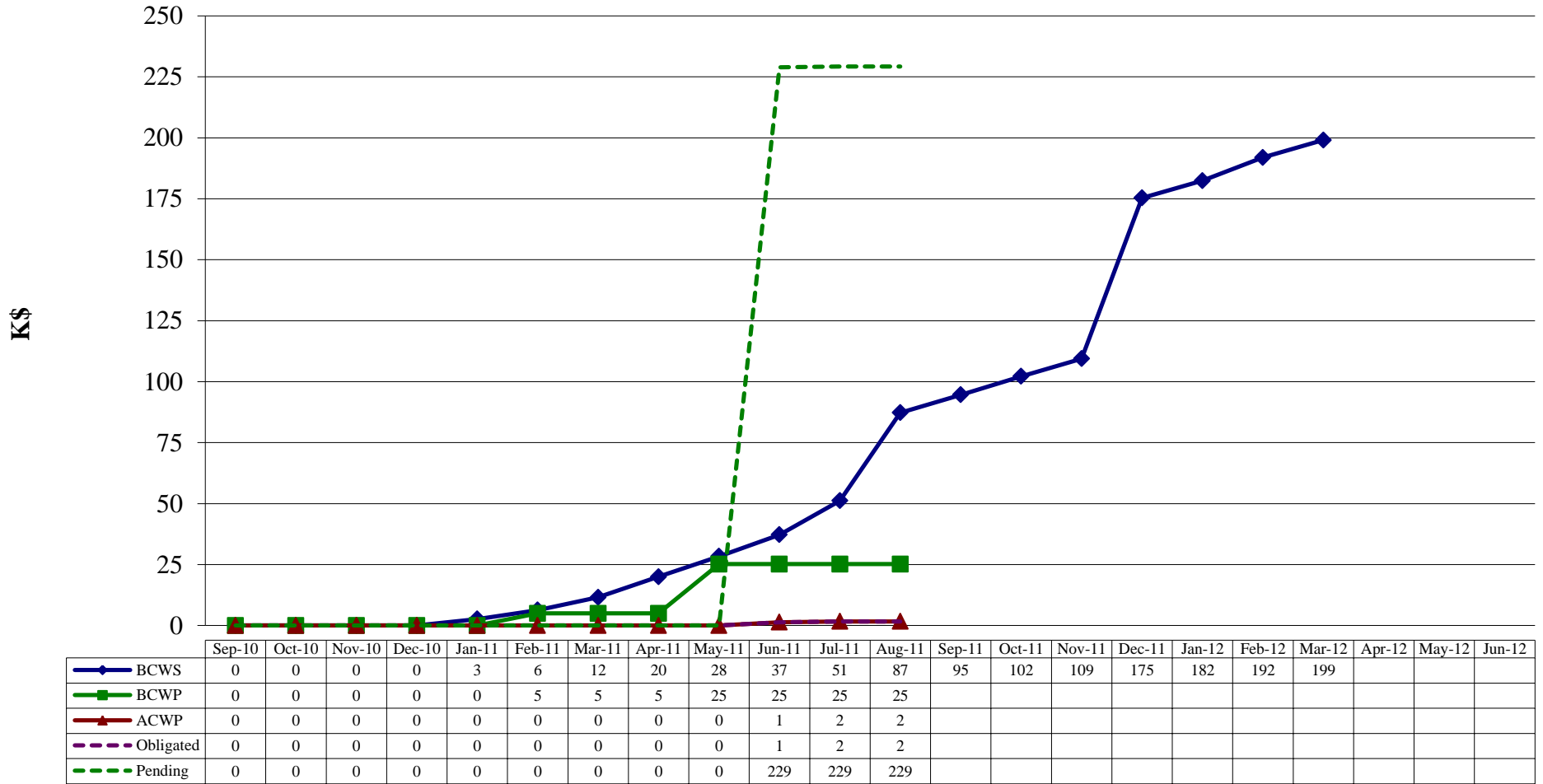


	Sep-10	Oct-10	Nov-10	Dec-10	Jan-11	Feb-11	Mar-11	Apr-11	May-11	Jun-11	Jul-11	Aug-11	Sep-11	Oct-11	Nov-11	Dec-11	Jan-12	Feb-12	Mar-12	Apr-12	May-12	Jun-12	
BCWS	2	3	3	3	19	109	125	143	162	176	187	251	265	342	353	363	370	379	391	919	931	937	
BCWP	8	8	11	11	11	26	73	154	163	221	251	261											
ACWP	20	20	20	20	21	21	21	84	113	155	156	164											
Obligated	20	20	20	20	21	21	118	165	165	167	167	170											
Pending	20	101	101	101	101	101	126	165	459	461	461	464											

# 12 GeV 1.5.4.6 Detectors Electronics Earned Value \$K

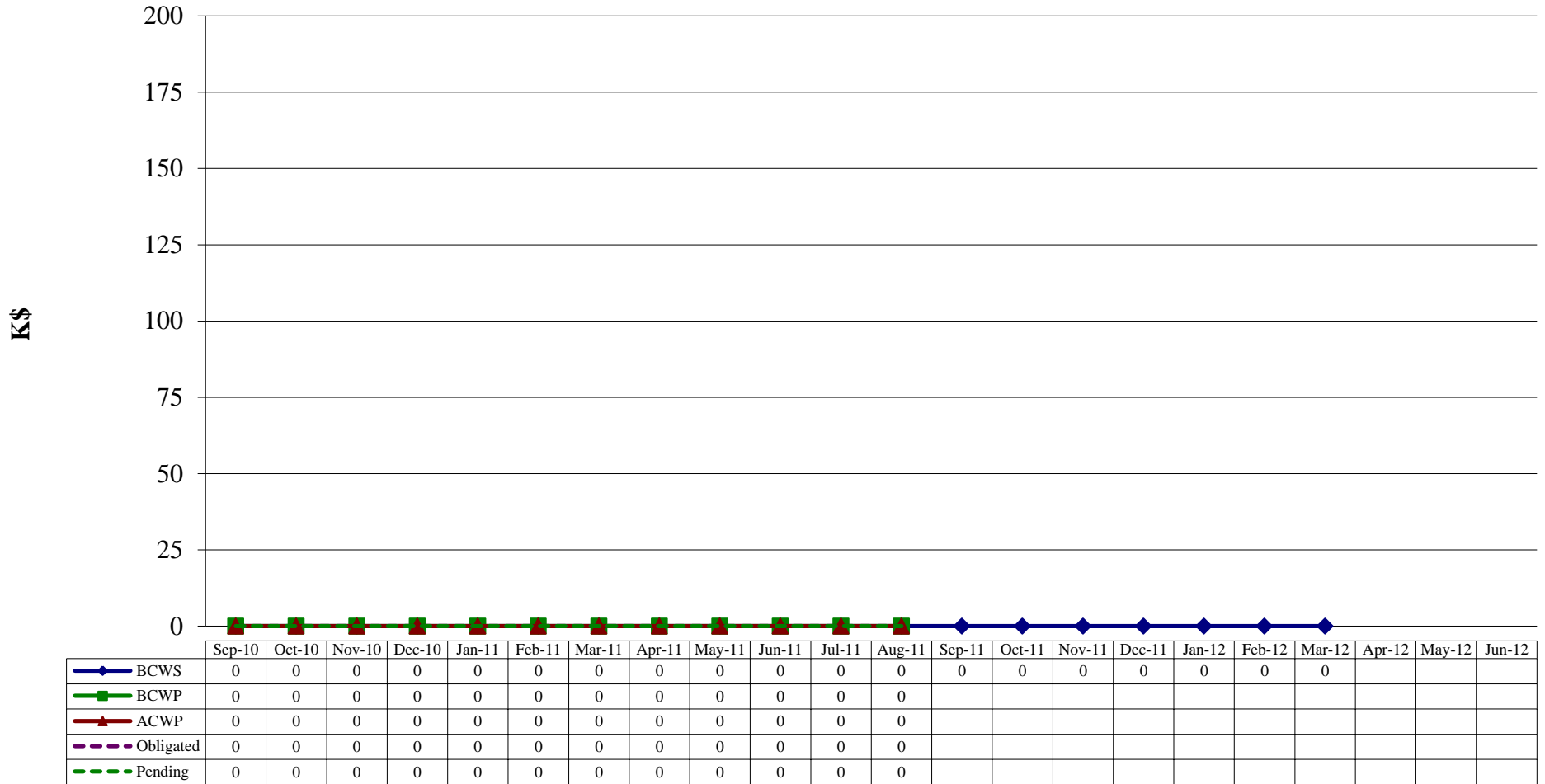


# 12 GeV 1.5.4.7 Detector Cabling Earned Value \$K

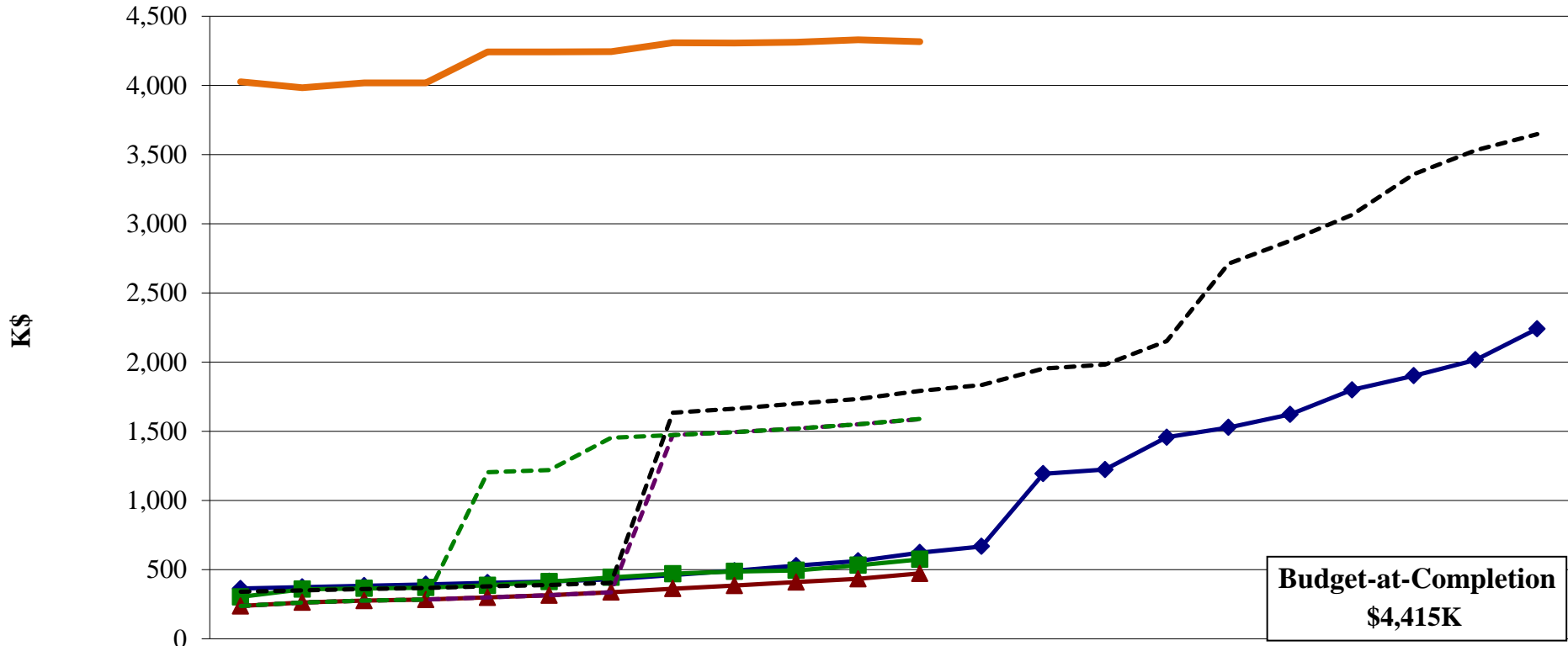


# 12 GeV 1.5.4.8 Full Crate Checks

## Earned Value \$K

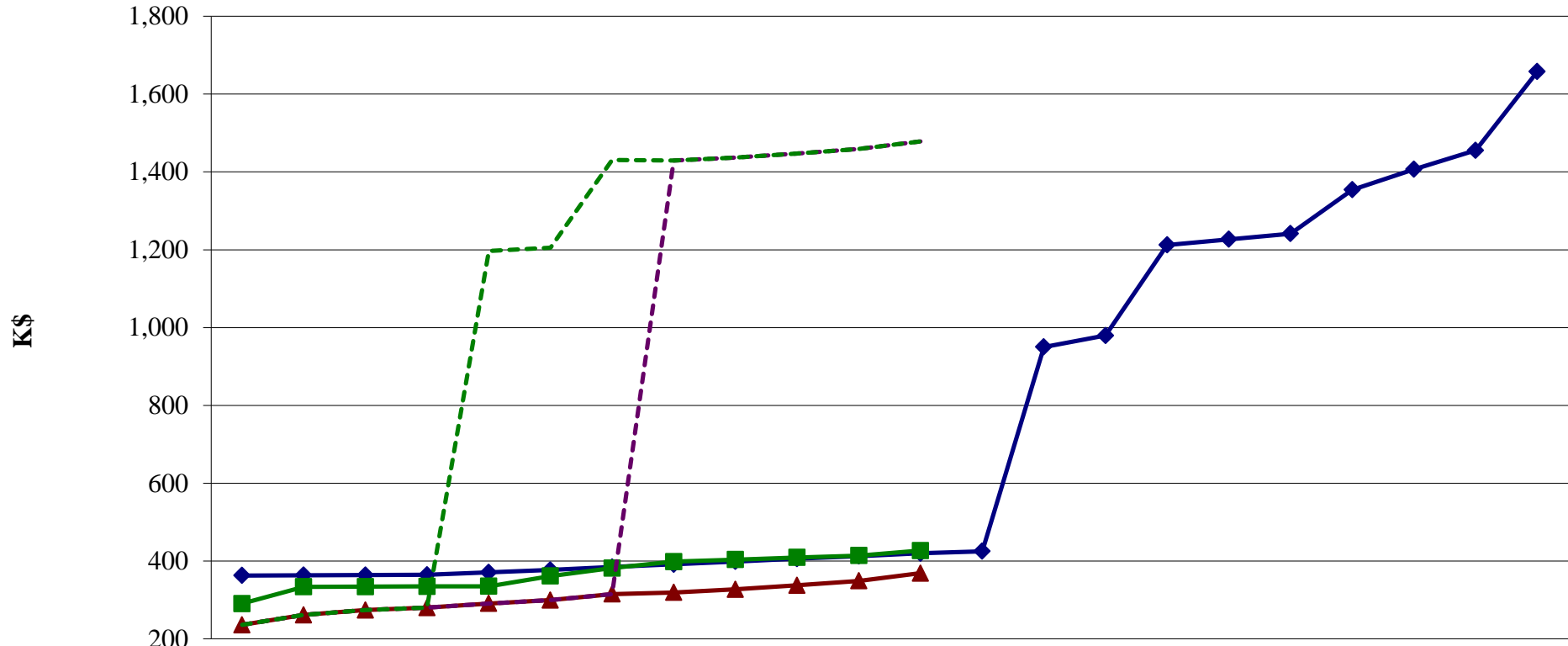


# 12 GeV 1.5.5 Beamline Earned Value \$K



	Sep-10	Oct-10	Nov-10	Dec-10	Jan-11	Feb-11	Mar-11	Apr-11	May-11	Jun-11	Jul-11	Aug-11	Sep-11	Oct-11	Nov-11	Dec-11	Jan-12	Feb-12	Mar-12	Apr-12	May-12	Jun-12
BCWS	364	375	385	394	406	415	430	461	492	530	564	624	668	1,194	1,224	1,457	1,528	1,623	1,800	1,901	2,016	2,241
BCWP	304	359	365	371	388	414	444	471	488	495	532	575										
ACWP	238	264	276	284	300	316	338	363	385	411	434	473										
Obligated	238	264	276	284	300	316	338	1,473	1,495	1,521	1,552	1,587										
Pending	238	264	276	284	1,206	1,221	1,453	1,473	1,495	1,521	1,552	1,590										
P6 Obl (FY11 Direct \$ with 6.02%)	340	351	360	369	381	390	405	1,635	1,665	1,701	1,734	1,792	1,835	1,954	1,983	2,153	2,713	2,878	3,065	3,359	3,531	3,649
CAM EAC	4,026	3,983	4,019	4,019	4,242	4,242	4,244	4,309	4,307	4,313	4,330	4,317										

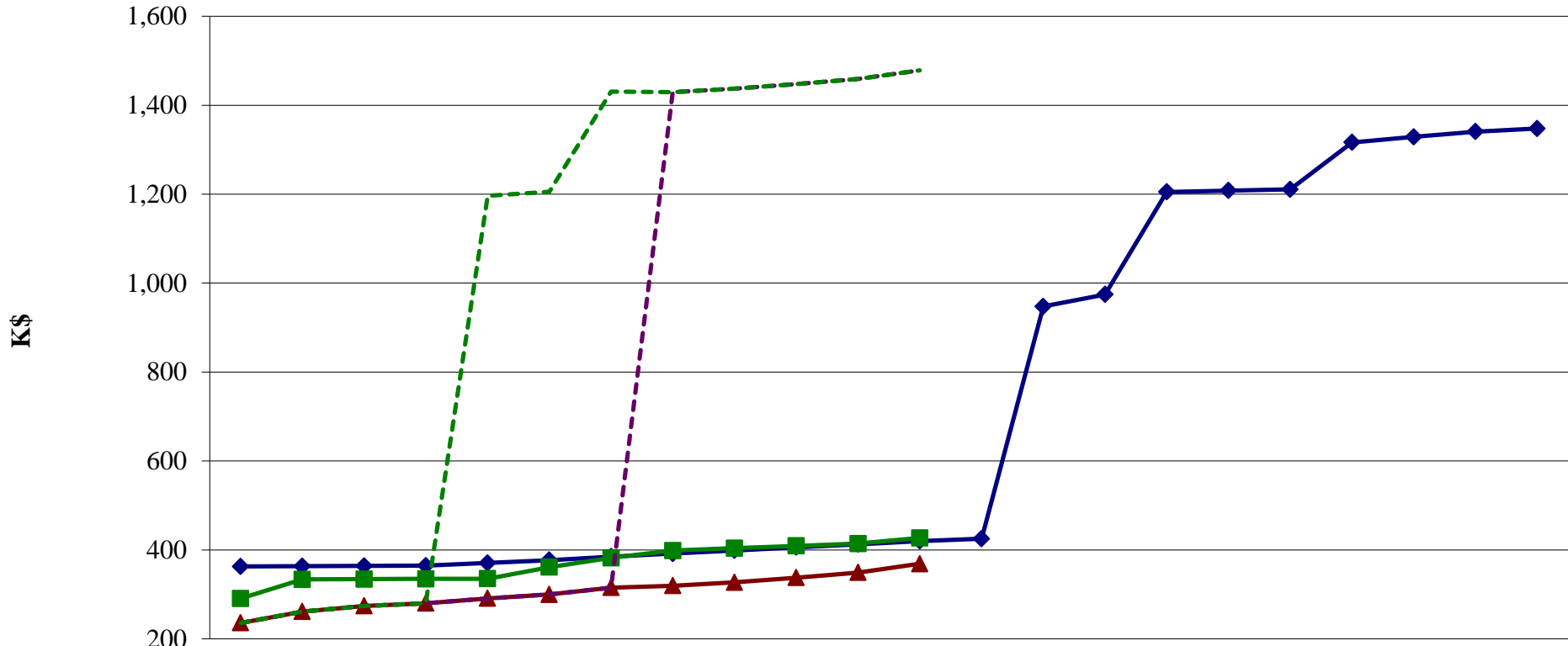
# 12 GeV 1.5.5.1 Tagger Earned Value \$K



	Sep-10	Oct-10	Nov-10	Dec-10	Jan-11	Feb-11	Mar-11	Apr-11	May-11	Jun-11	Jul-11	Aug-11	Sep-11	Oct-11	Nov-11	Dec-11	Jan-12	Feb-12	Mar-12	Apr-12	May-12	Jun-12
BCWS	363	364	364	365	371	377	385	392	399	406	413	420	425	950	980	1,212	1,227	1,241	1,354	1,407	1,456	1,658
BCWP	291	334	334	335	335	361	382	399	404	409	414	427										
ACWP	236	262	274	280	291	300	315	320	327	338	349	369										
Obligated	236	262	274	280	291	300	315	1,429	1,437	1,447	1,459	1,479										
Pending	236	262	274	280	1,197	1,205	1,430	1,429	1,437	1,447	1,459	1,479										

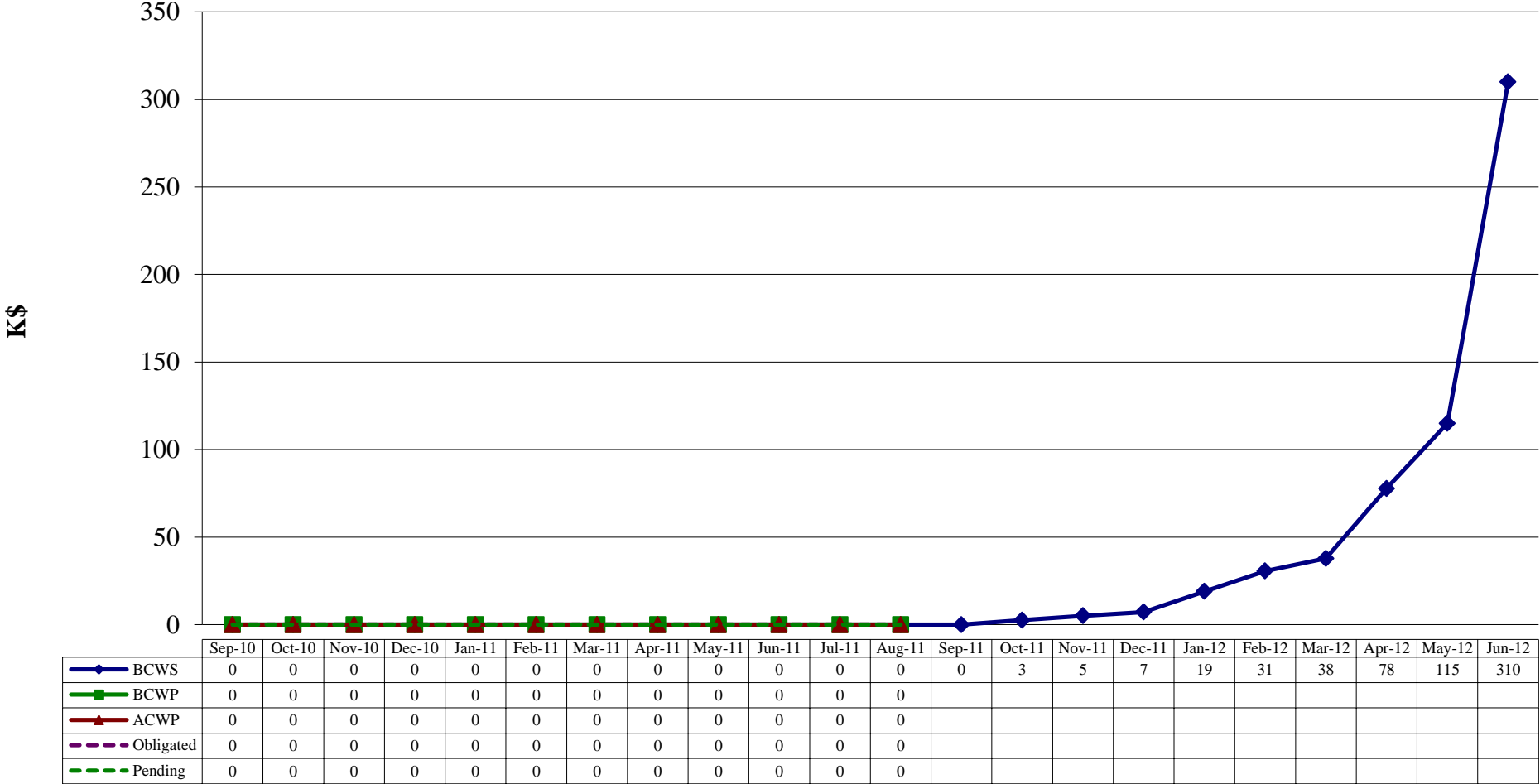


# 12 GeV 1.5.5.1.1 Tagging Magnet Earned Value \$K

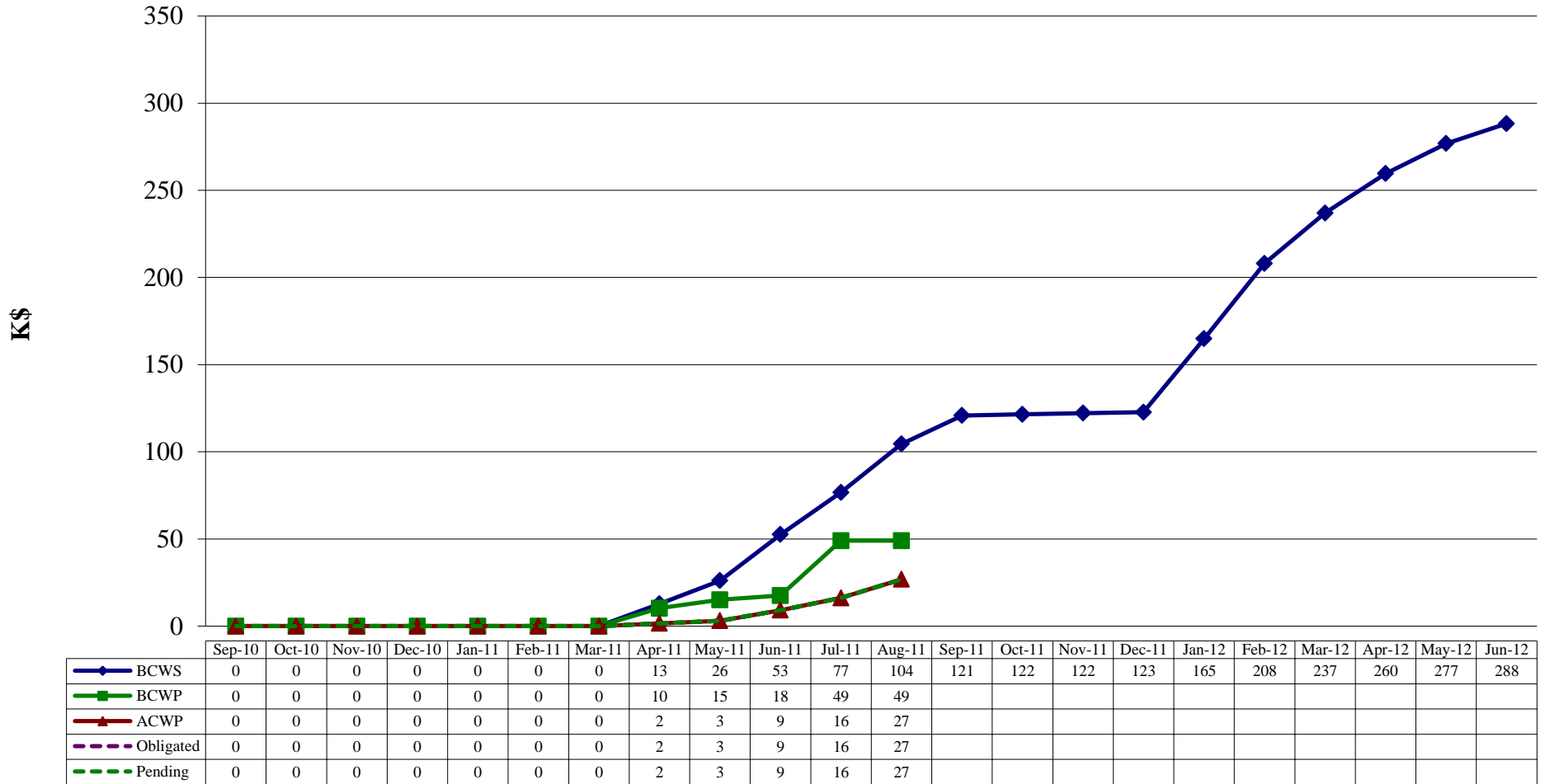


	Sep-10	Oct-10	Nov-10	Dec-10	Jan-11	Feb-11	Mar-11	Apr-11	May-11	Jun-11	Jul-11	Aug-11	Sep-11	Oct-11	Nov-11	Dec-11	Jan-12	Feb-12	Mar-12	Apr-12	May-12	Jun-12
BCWS	363	364	364	365	371	377	385	392	399	406	413	420	425	947	974	1,205	1,208	1,211	1,316	1,329	1,341	1,348
BCWP	291	334	334	335	335	361	382	399	404	409	414	427										
ACWP	236	262	274	280	291	300	315	320	327	338	349	369										
Obligated	236	262	274	280	291	300	315	1,429	1,437	1,447	1,459	1,479										
Pending	236	262	274	280	1,197	1,205	1,430	1,429	1,437	1,447	1,459	1,479										

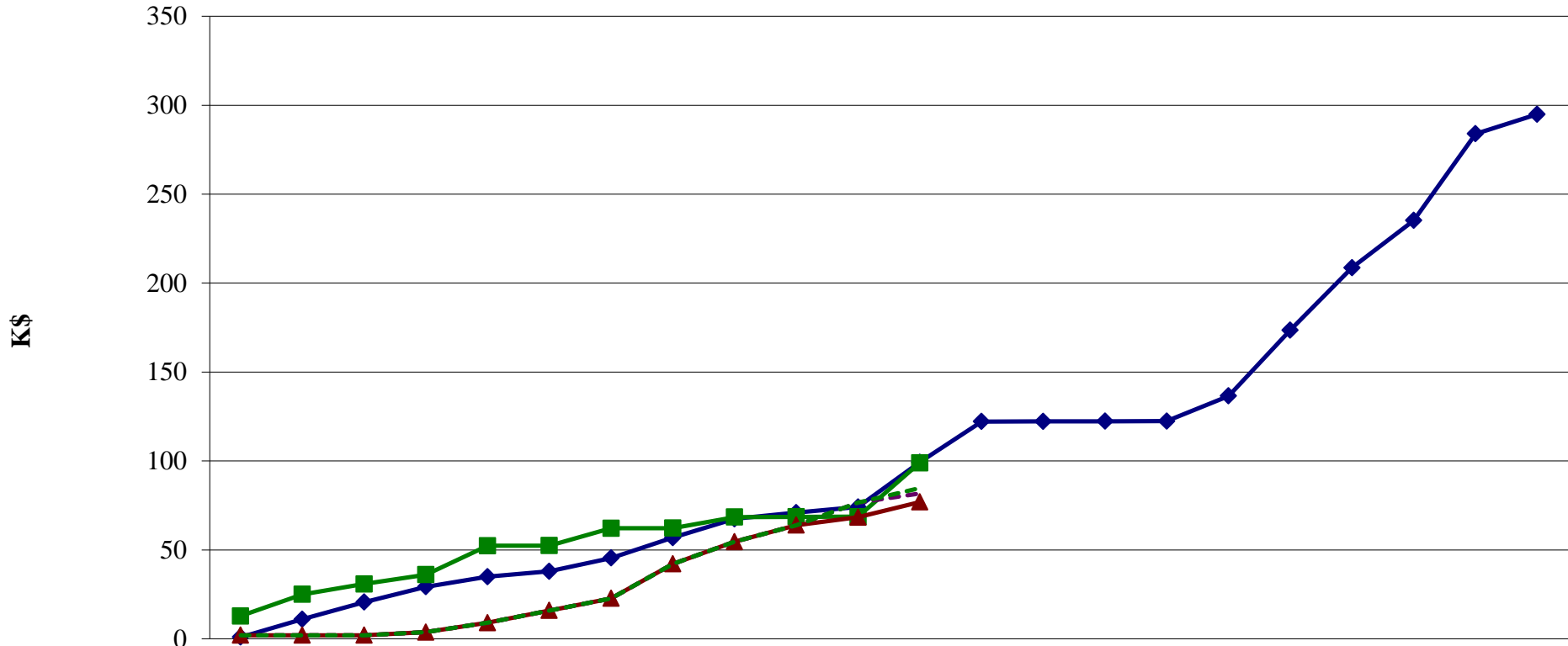
# 12 GeV 1.5.5.1.2 Hodoscope Earned Value \$K



# 12 GeV 1.5.5.2 Target Earned Value \$K

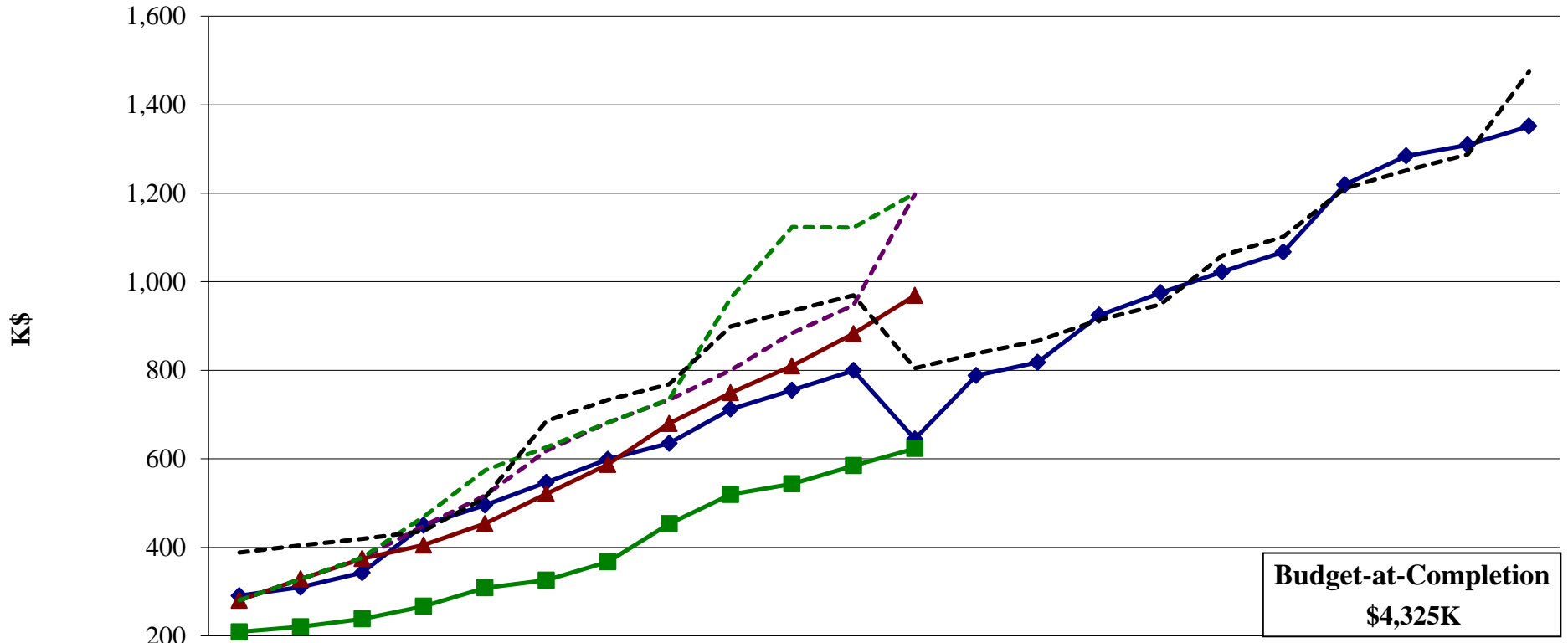


# 12 GeV 1.5.5.3 Components Earned Value \$K



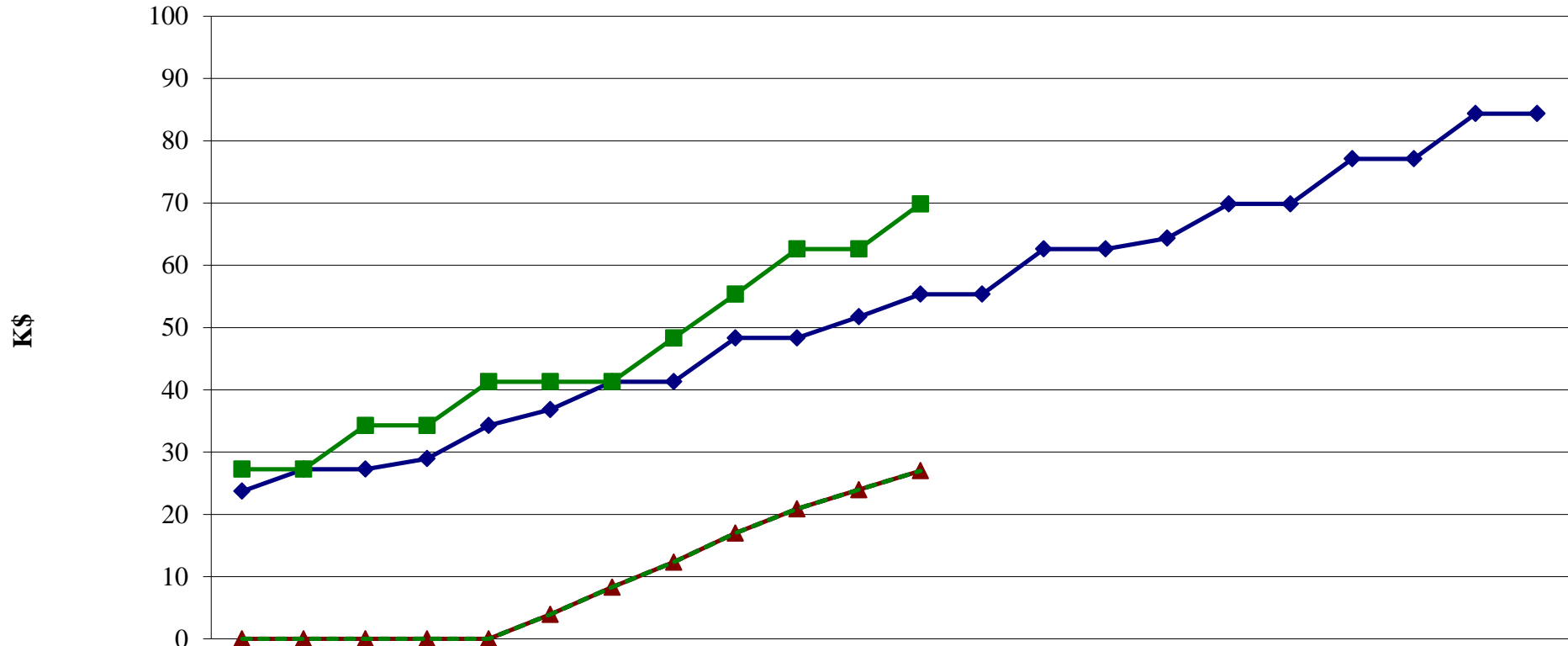
	Sep-10	Oct-10	Nov-10	Dec-10	Jan-11	Feb-11	Mar-11	Apr-11	May-11	Jun-11	Jul-11	Aug-11	Sep-11	Oct-11	Nov-11	Dec-11	Jan-12	Feb-12	Mar-12	Apr-12	May-12	Jun-12	
BCWS	1	11	21	29	35	38	45	57	68	71	74	99	122	122	122	122	137	174	209	235	284	295	
BCWP	13	25	31	36	52	52	62	62	69	69	69	99											
ACWP	2	2	2	4	9	16	23	42	55	64	68	77											
Obligated	2	2	2	4	9	16	23	42	55	64	77	82											
Pending	2	2	2	4	9	16	23	42	55	64	77	85											

# 12 GeV 1.5.6 Infrastructure Earned Value \$K



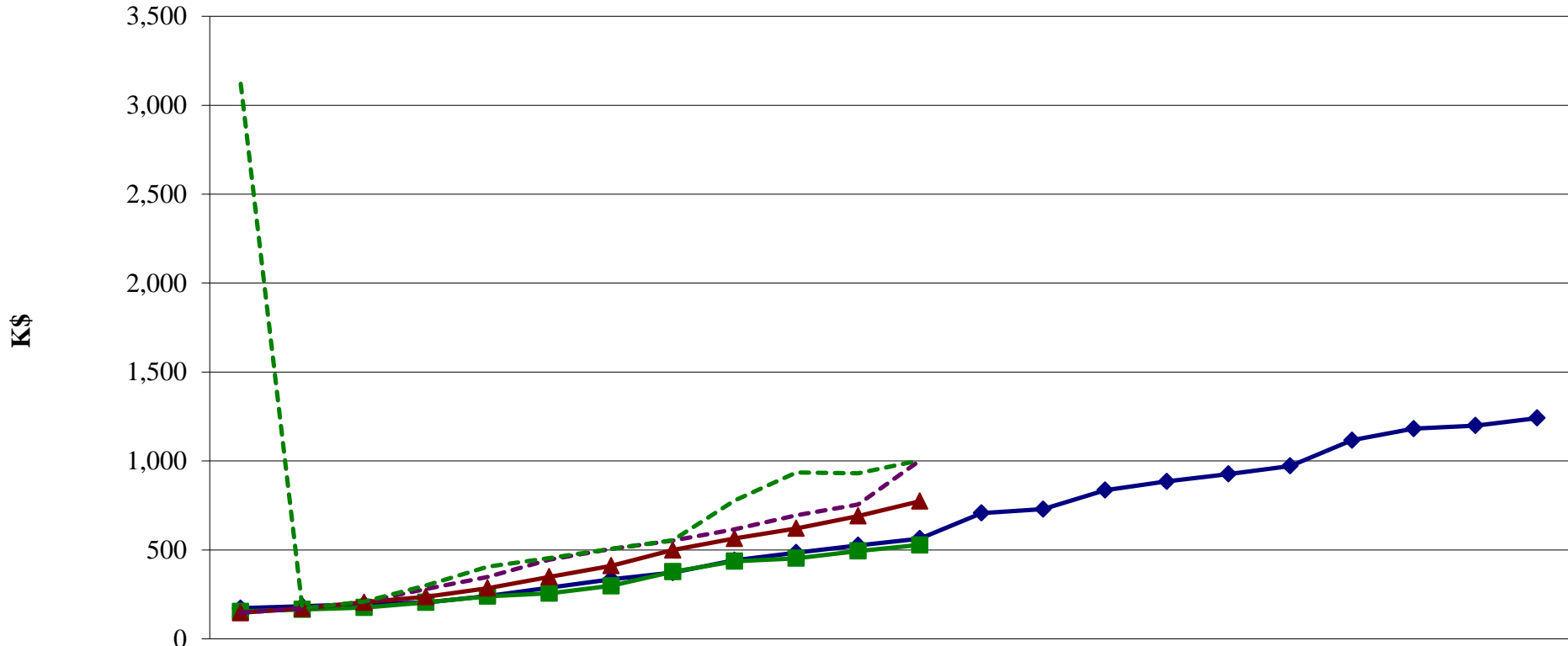
	Sep-10	Oct-10	Nov-10	Dec-10	Jan-11	Feb-11	Mar-11	Apr-11	May-11	Jun-11	Jul-11	Aug-11	Sep-11	Oct-11	Nov-11	Dec-11	Jan-12	Feb-12	Mar-12	Apr-12	May-12	Jun-12	
BCWS	291	310	343	450	496	547	599	635	712	755	799	645	788	818	924	975	1,022	1,067	1,219	1,284	1,309	1,352	
BCWP	209	221	239	267	309	326	368	453	520	544	585	623											
ACWP	280	329	375	405	454	521	587	680	749	810	883	969											
Obligated	280	329	376	448	517	618	682	733	801	884	947	1,198											
Pending	280	329	377	469	574	626	682	735	963	1,124	1,123	1,199											
P6 Obl (FY11 Direct \$ with 6.02%)	388	405	419	437	512	686	733	769	899	935	969	805	838	866	914	949	1,059	1,102	1,211	1,252	1,288	1,474	
CAM EAC	4,257	4,306	4,375	4,375	4,770	4,770	4,768	4,850	4,770	4,490	4,770	4,465											

# 12 GeV 1.5.6.1 Assembly Earned Value \$K



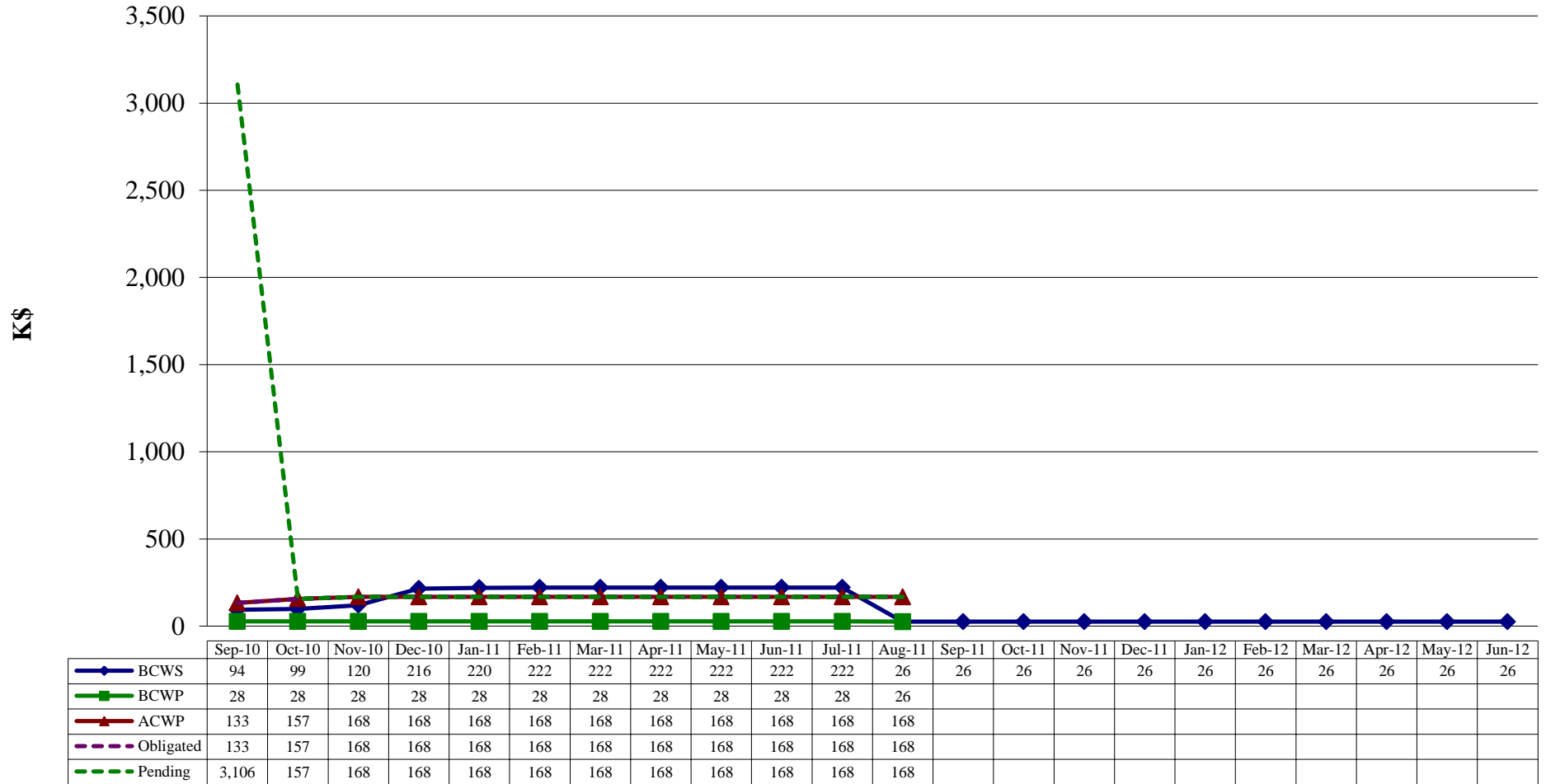
	Sep-10	Oct-10	Nov-10	Dec-10	Jan-11	Feb-11	Mar-11	Apr-11	May-11	Jun-11	Jul-11	Aug-11	Sep-11	Oct-11	Nov-11	Dec-11	Jan-12	Feb-12	Mar-12	Apr-12	May-12	Jun-12
BCWS	24	27	27	29	34	37	41	41	48	48	52	55	55	63	63	64	70	70	77	77	84	84
BCWP	27	27	34	34	41	41	41	48	55	63	63	70										
ACWP	0	0	0	0	0	4	8	12	17	21	24	27										
Obligated	0	0	0	0	0	4	8	12	17	21	24	27										
Pending	0	0	0	0	0	4	8	12	17	21	24	27										

# 12 GeV 1.5.6.2 Installation Earned Value \$K



	Sep-10	Oct-10	Nov-10	Dec-10	Jan-11	Feb-11	Mar-11	Apr-11	May-11	Jun-11	Jul-11	Aug-11	Sep-11	Oct-11	Nov-11	Dec-11	Jan-12	Feb-12	Mar-12	Apr-12	May-12	Jun-12	
BCWS	173	184	195	205	241	288	336	372	442	485	526	564	707	730	836	885	927	972	1,117	1,182	1,199	1,242	
BCWP	154	166	177	205	240	257	298	377	437	453	494	528											
ACWP	147	172	206	237	285	349	411	500	564	621	691	774											
Obligated	147	172	208	280	349	446	506	553	616	695	755	1,003											
Pending	3,120	172	209	301	406	454	506	555	778	935	931	1,004											

# 12 GeV 1.5.6.3 Cryogenics Earned Value \$K





# 12 GeV 1.5.7 Spare Solenoid Earned Value \$K

