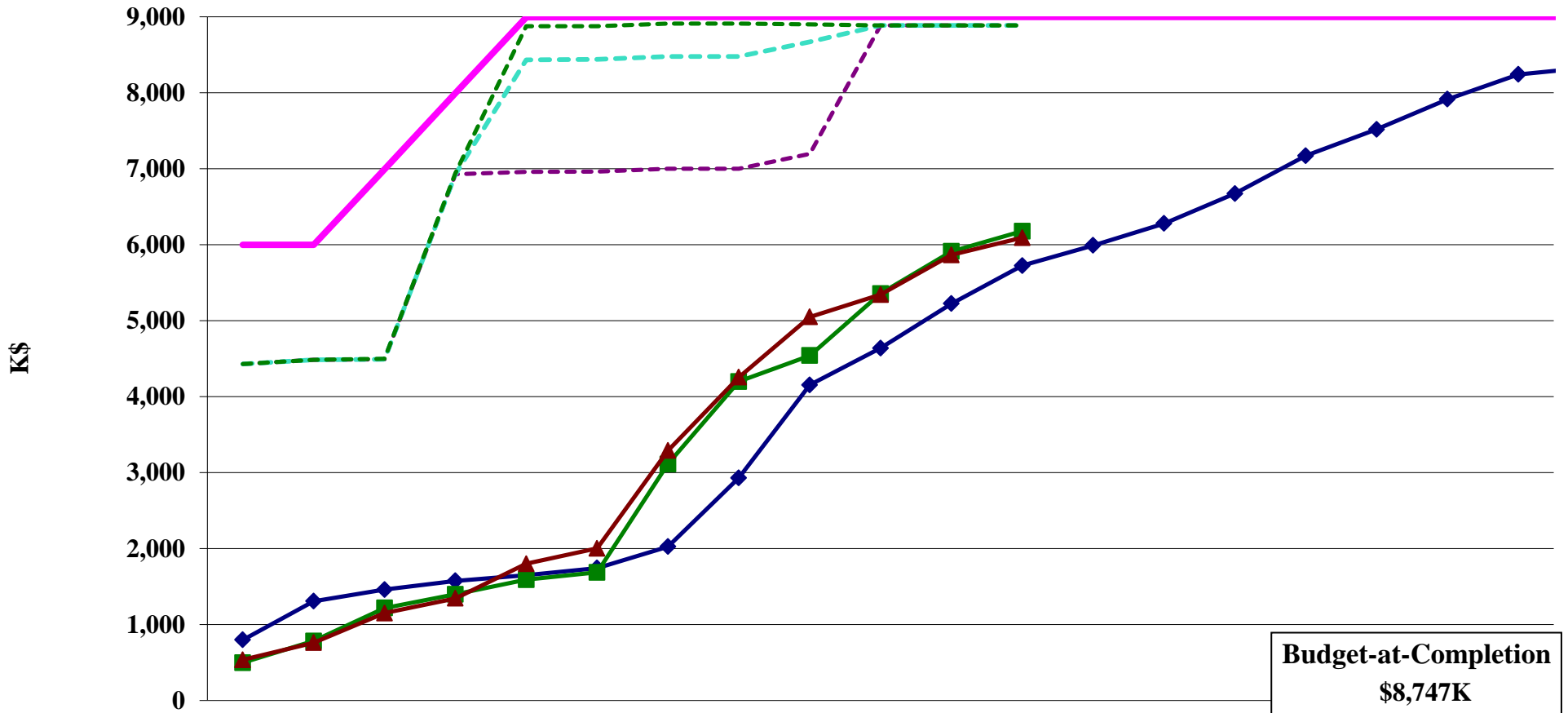


# 12 GeV 1.9 Work for Others

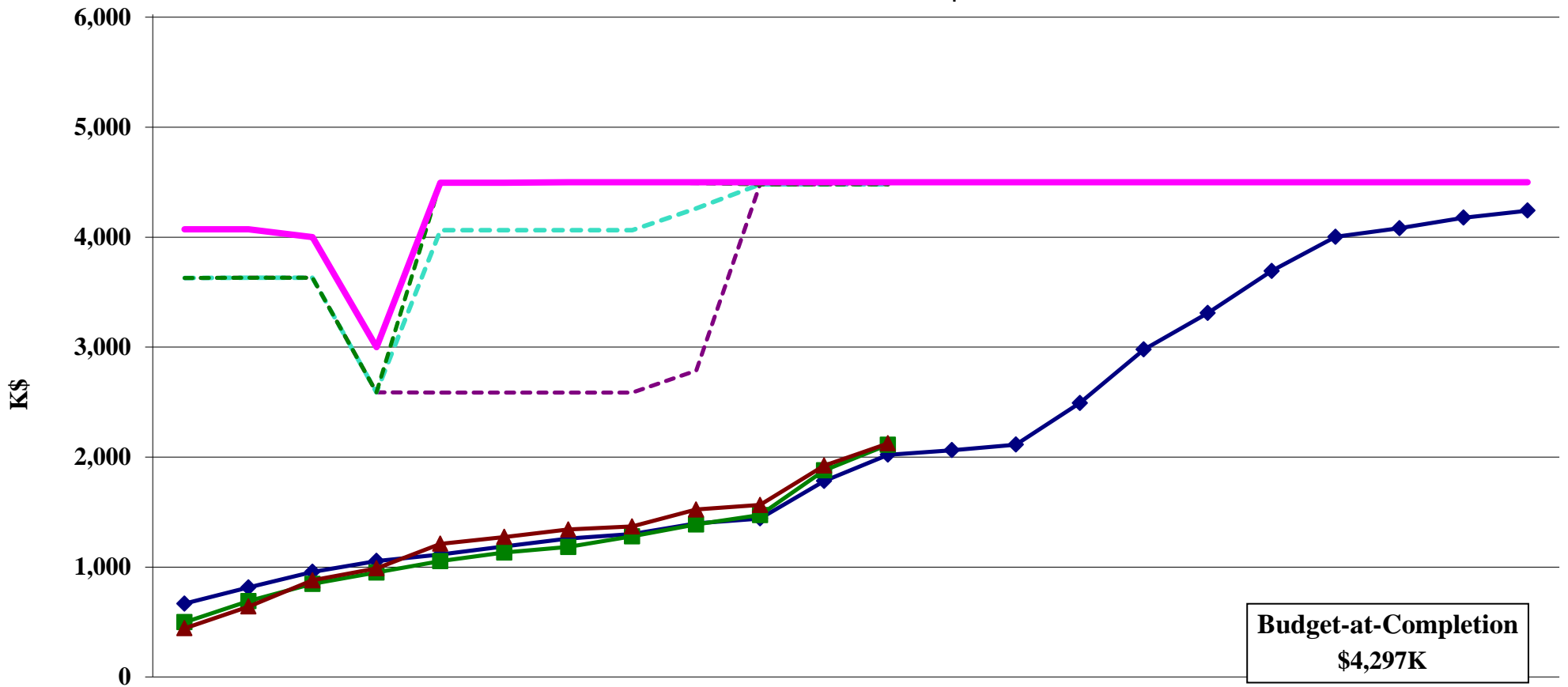
## Earned Value \$K



	Sep-10	Oct-10	Nov-10	Dec-10	Jan-11	Feb-11	Mar-11	Apr-11	May-11	Jun-11	Jul-11	Aug-11	Sep-11	Oct-11	Nov-11	Dec-11	Jan-12	Feb-12	Mar-12	Apr-12	May-12	Jun-12
BCWS	798	1,306	1,459	1,574	1,650	1,743	2,025	2,931	4,154	4,639	5,225	5,724	5,991	6,279	6,673	7,172	7,518	7,915	8,242	8,335	8,445	8,523
BCWP	498	783	1,217	1,398	1,590	1,686	3,112	4,198	4,541	5,357	5,911	6,178										
ACWP	534	761	1,151	1,345	1,800	2,003	3,290	4,256	5,049	5,343	5,865	6,092										
Obligated	4,429	4,484	4,490	6,929	6,958	6,964	7,000	7,000	7,195	8,887	8,887	8,886										
FY11 Phased PO's	4,429	4,484	4,490	6,929	8,434	8,440	8,476	8,476	8,671	8,887	8,887	8,886										
Pending	4,429	4,484	4,499	6,946	8,877	8,878	8,911	8,911	8,900	8,887	8,887	8,886										
Funding	6,000	6,000	6,994	7,994	8,994	8,994	9,000	9,000	9,000	9,000	9,000	9,000	9,000	9,000	9,000	9,000	9,000	9,000	9,000	9,000	9,000	9,000

# 12 GeV 1.9.5 Hall D Exp Equip

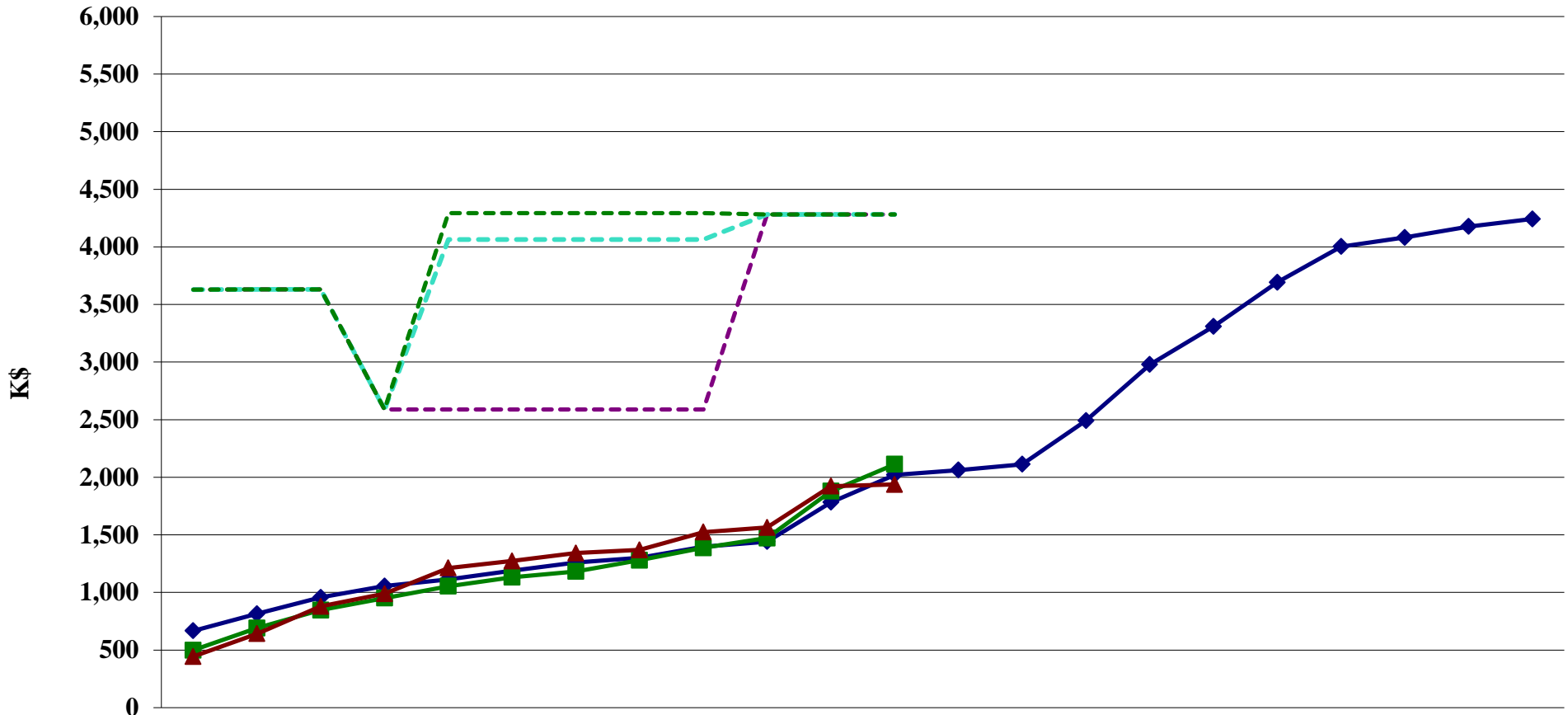
## Earned Value \$K



	Sep-10	Oct-10	Nov-10	Dec-10	Jan-11	Feb-11	Mar-11	Apr-11	May-11	Jun-11	Jul-11	Aug-11	Sep-11	Oct-11	Nov-11	Dec-11	Jan-12	Feb-12	Mar-12	Apr-12	May-12	Jun-12
BCWS	667	814	956	1,055	1,114	1,189	1,259	1,300	1,397	1,441	1,782	2,021	2,063	2,113	2,492	2,979	3,310	3,693	4,003	4,081	4,177	4,242
BCWP	498	690	846	950	1,054	1,132	1,183	1,279	1,387	1,473	1,879	2,113										
ACWP	443	641	879	989	1,212	1,273	1,341	1,369	1,524	1,564	1,922	2,125										
Obligated	3,630	3,631	3,631	2,589	2,587	2,587	2,587	2,587	2,787	4,480	4,480	4,480										
FY11 Phased PO's	3,630	3,631	3,631	2,589	4,063	4,063	4,063	4,063	4,263	4,480	4,480	4,480										
Pending	3,630	3,631	3,631	2,589	4,498	4,498	4,498	4,498	4,492	4,480	4,480	4,480										
Funding	4,072	4,072	4,000	3,000	4,494	4,494	4,500	4,500	4,500	4,500	4,500	4,500	4,500	4,500	4,500	4,500	4,500	4,500	4,500	4,500	4,500	4,500

# 12 GeV 1.9.5.2 Hall D Detectors

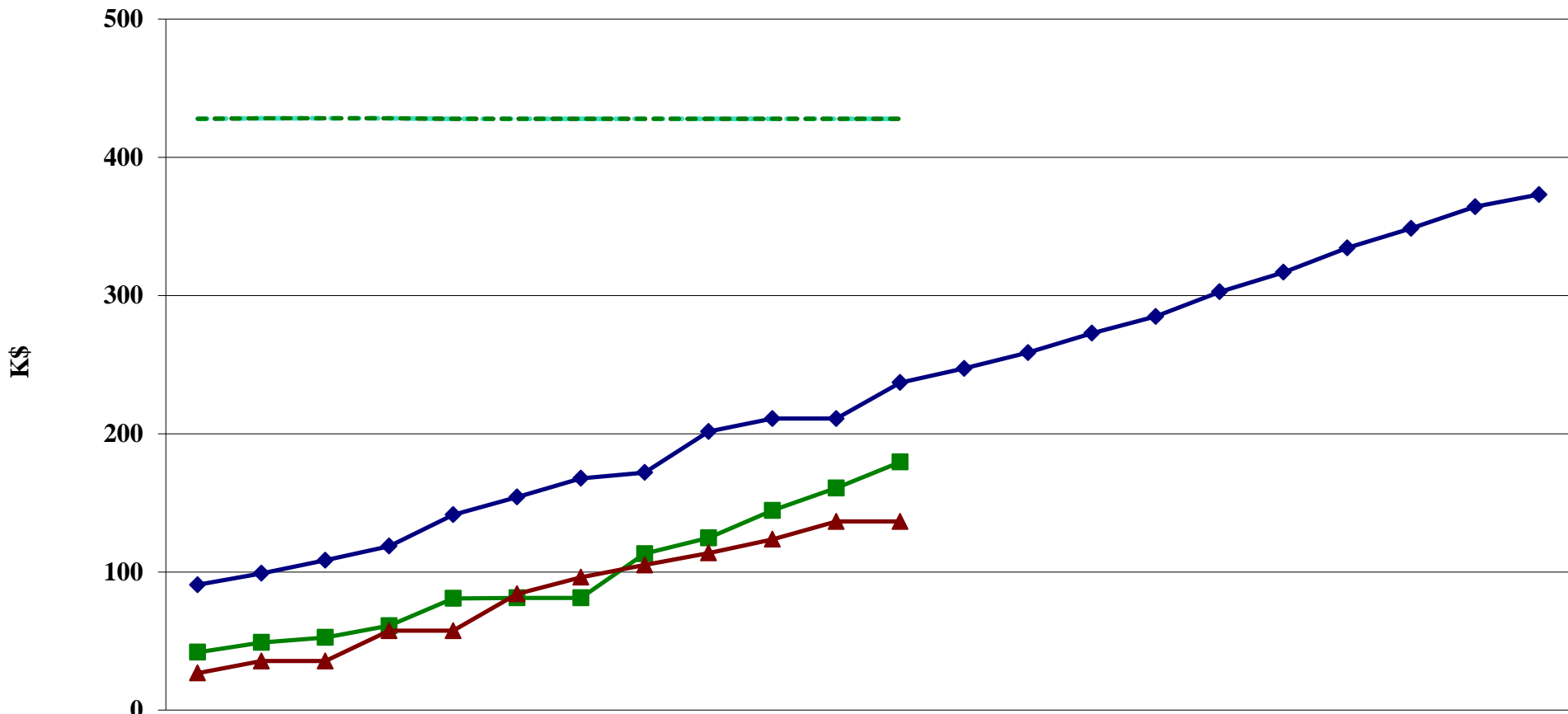
## Earned Value \$K



	Sep-10	Oct-10	Nov-10	Dec-10	Jan-11	Feb-11	Mar-11	Apr-11	May-11	Jun-11	Jul-11	Aug-11	Sep-11	Oct-11	Nov-11	Dec-11	Jan-12	Feb-12	Mar-12	Apr-12	May-12	Jun-12
BCWS	667	814	956	1,055	1,114	1,189	1,259	1,300	1,397	1,441	1,782	2,021	2,063	2,113	2,492	2,979	3,310	3,693	4,003	4,081	4,177	4,242
BCWP	498	690	846	950	1,054	1,132	1,183	1,279	1,387	1,473	1,879	2,113										
ACWP	443	641	879	989	1,212	1,273	1,341	1,369	1,524	1,564	1,922	1,938										
Obligated	3,630	3,631	3,631	2,589	2,587	2,587	2,587	2,587	2,588	4,282	4,282	4,282										
FY11 Phased PO's	3,630	3,631	3,631	2,589	4,063	4,063	4,063	4,063	4,064	4,282	4,282	4,282										
Pending	3,630	3,631	3,631	2,589	4,293	4,293	4,293	4,293	4,293	4,282	4,282	4,282										

# 12 GeV 1.9.5.2.1 Hall D Tracking

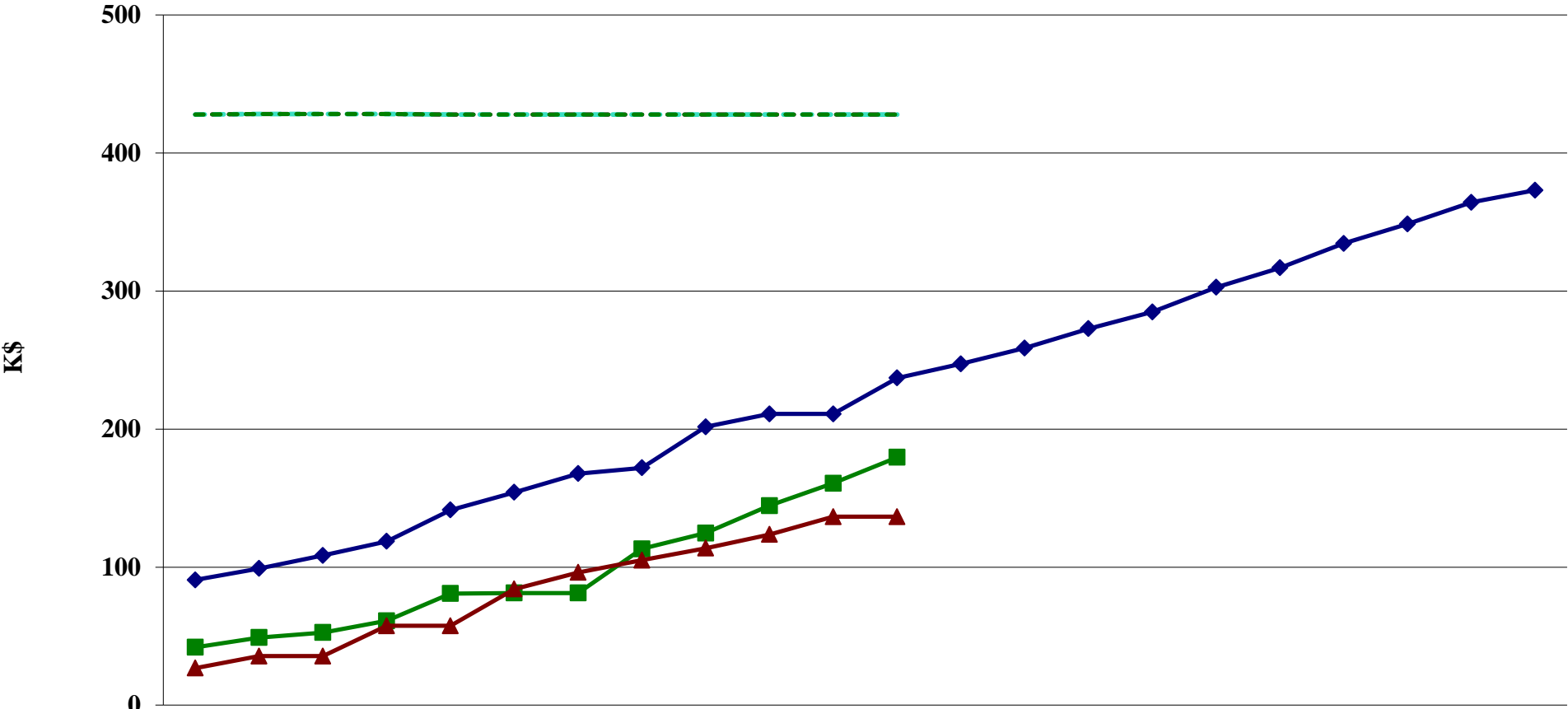
## Earned Value \$K



	Sep-10	Oct-10	Nov-10	Dec-10	Jan-11	Feb-11	Mar-11	Apr-11	May-11	Jun-11	Jul-11	Aug-11	Sep-11	Oct-11	Nov-11	Dec-11	Jan-12	Feb-12	Mar-12	Apr-12	May-12	Jun-12	
BCWS	91	99	108	119	141	154	168	172	202	211	211	237	247	259	273	285	303	317	334	349	364	373	
BCWP	42	49	53	61	81	81	81	113	125	144	161	180											
ACWP	27	36	36	57	57	84	96	105	114	124	137	137											
Obligated	428	428	428	428	428	428	428	428	428	428	428	428											
FY11 Phased PO's	428	428	428	428	428	428	428	428	428	428	428	428											
Pending	428	428	428	428	428	428	428	428	428	428	428	428											

# 12 GeV 1.9.5.2.1.2 Hall D Central Chambers

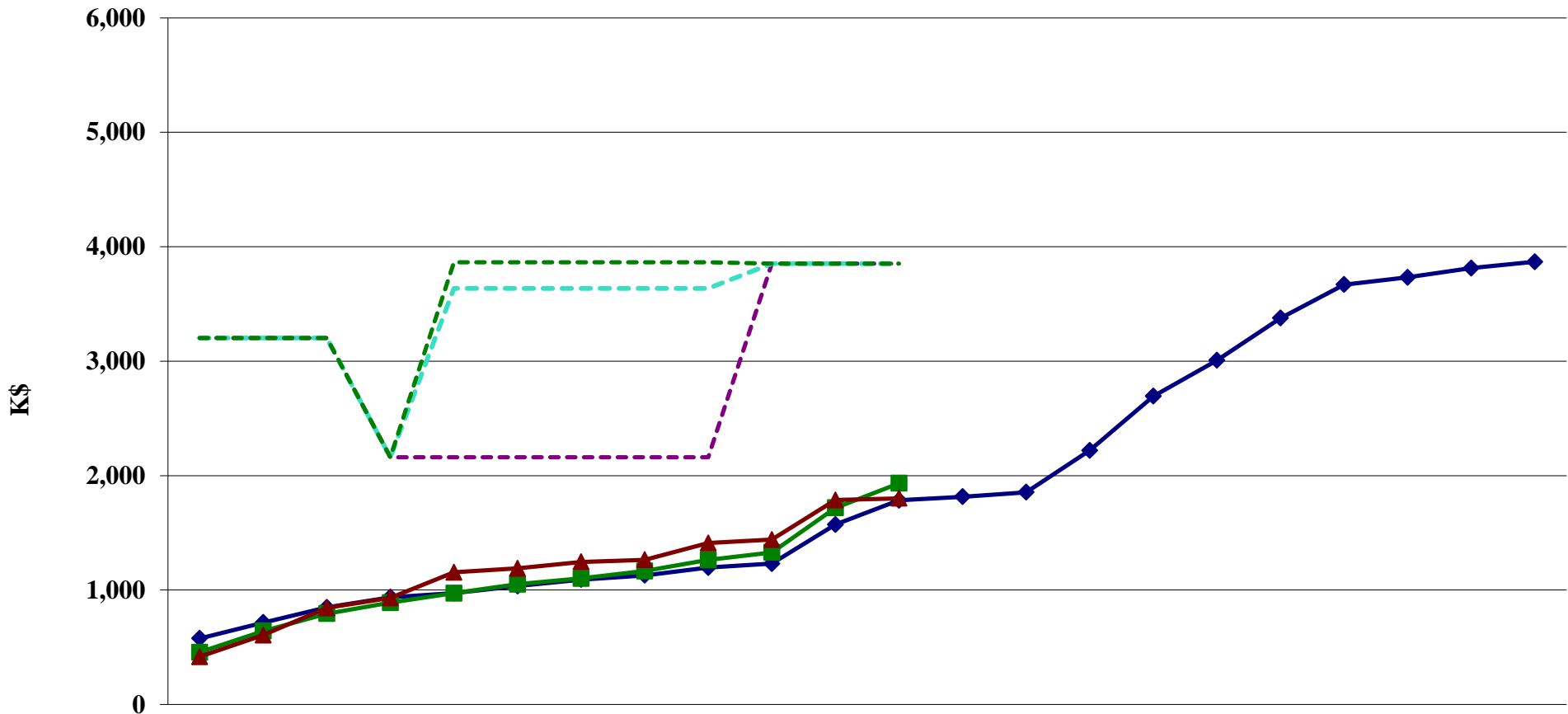
## Earned Value \$K



	Sep-10	Oct-10	Nov-10	Dec-10	Jan-11	Feb-11	Mar-11	Apr-11	May-11	Jun-11	Jul-11	Aug-11	Sep-11	Oct-11	Nov-11	Dec-11	Jan-12	Feb-12	Mar-12	Apr-12	May-12	Jun-12
BCWS	91	99	108	119	141	154	168	172	202	211	211	237	247	259	273	285	303	317	334	349	364	373
BCWP	42	49	53	61	81	81	81	113	125	144	161	180										
ACWP	27	36	36	57	57	84	96	105	114	124	137	137										
Obligated	428	428	428	428	428	428	428	428	428	428	428	428										
FY11 Phased PO's	428	428	428	428	428	428	428	428	428	428	428	428										
Pending	428	428	428	428	428	428	428	428	428	428	428	428										

# 12 GeV 1.9.5.2.2 Hall D Calorimetry

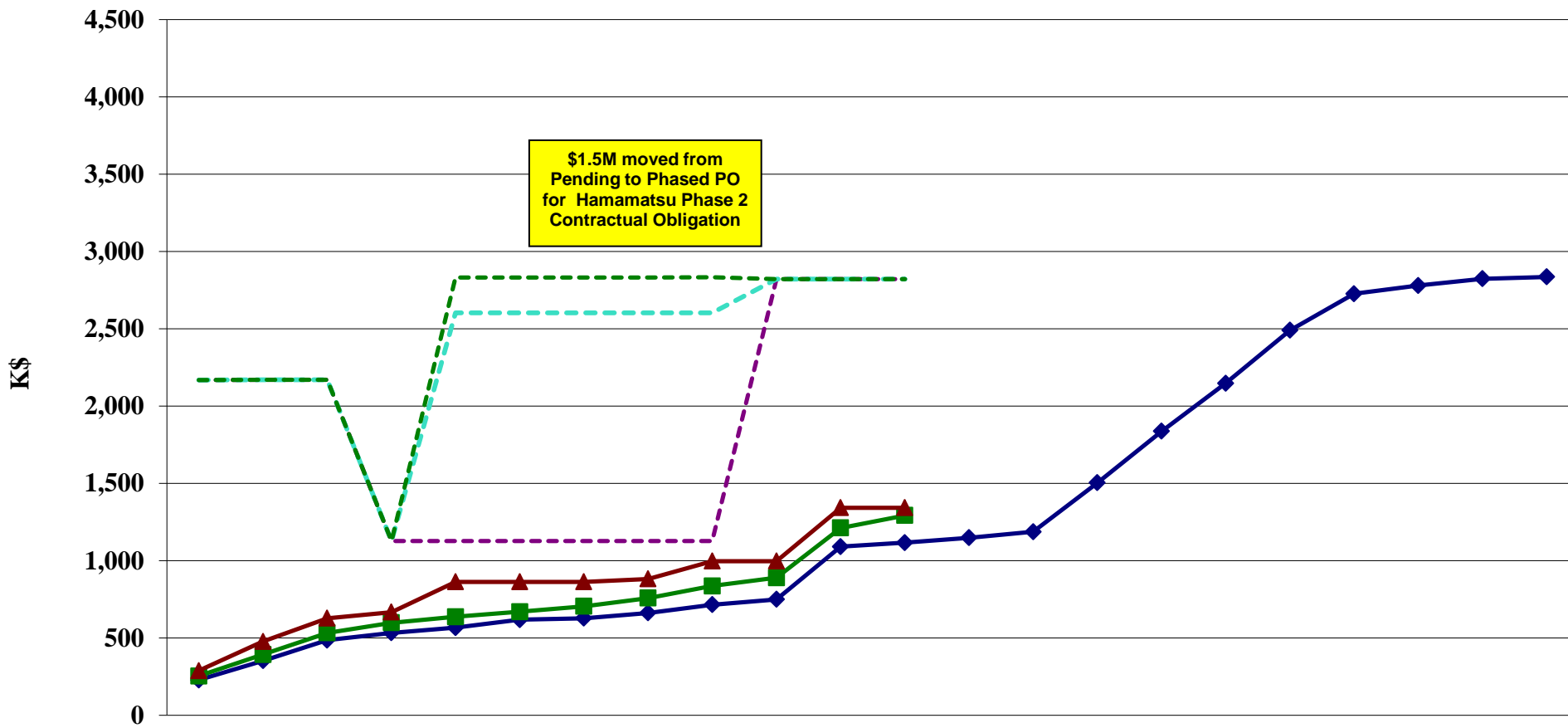
## Earned Value \$K



	Sep-10	Oct-10	Nov-10	Dec-10	Jan-11	Feb-11	Mar-11	Apr-11	May-11	Jun-11	Jul-11	Aug-11	Sep-11	Oct-11	Nov-11	Dec-11	Jan-12	Feb-12	Mar-12	Apr-12	May-12	Jun-12
BCWS	576	715	848	937	972	1,034	1,091	1,128	1,196	1,230	1,571	1,784	1,815	1,854	2,219	2,694	3,007	3,376	3,669	3,733	3,813	3,869
BCWP	456	641	794	889	973	1,051	1,102	1,166	1,262	1,328	1,718	1,933										
ACWP	417	606	843	931	1,154	1,189	1,245	1,264	1,410	1,440	1,786	1,801										
Obligated	3,202	3,203	3,203	2,160	2,160	2,160	2,160	2,160	2,160	3,854	3,854	3,854										
FY11 Phased PO's	3,202	3,203	3,203	2,160	3,636	3,636	3,636	3,636	3,636	3,854	3,854	3,854										
Pending	3,202	3,203	3,203	2,160	3,865	3,865	3,865	3,865	3,865	3,854	3,854	3,854										

# 12 GeV 1.9.5.2.2.1 Hall D BCal

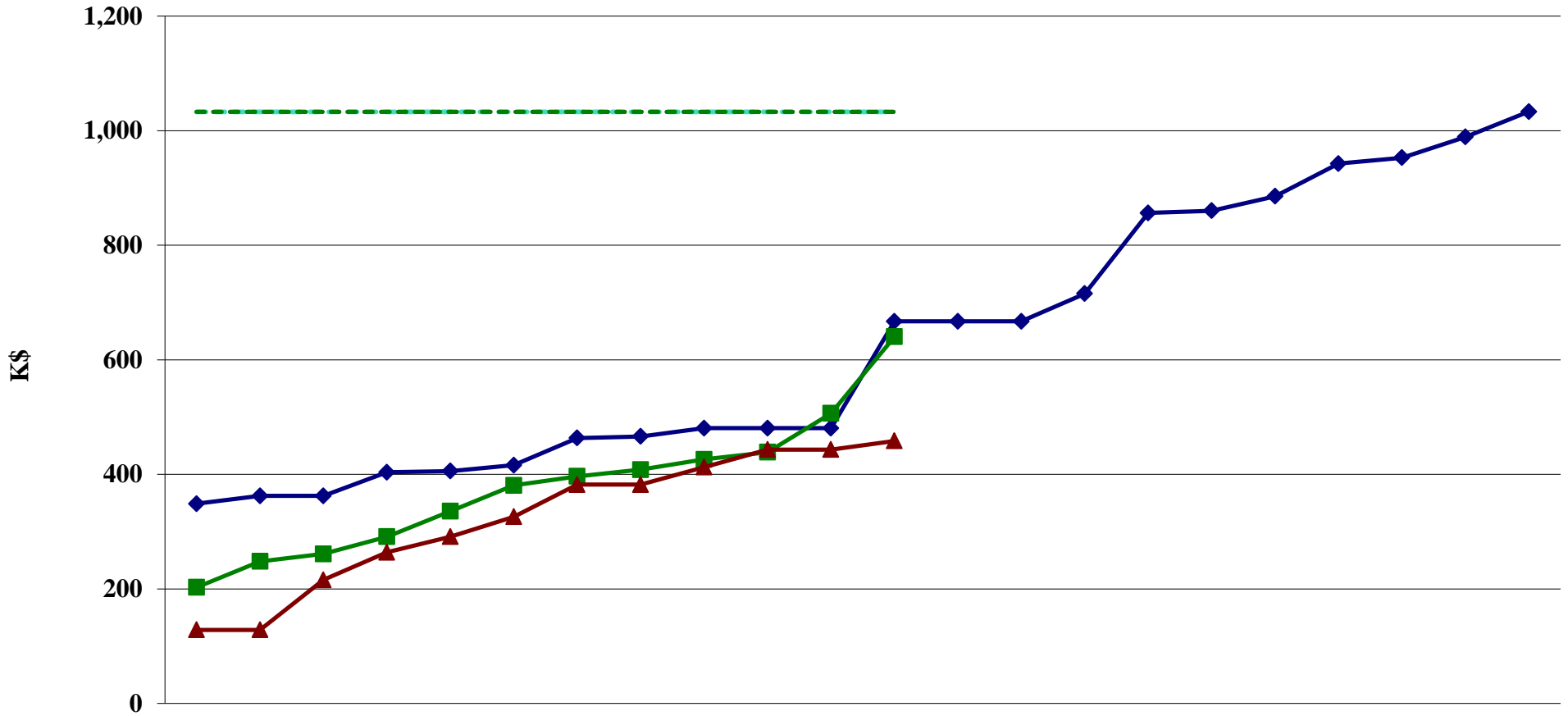
## Earned Value \$K



	Sep-10	Oct-10	Nov-10	Dec-10	Jan-11	Feb-11	Mar-11	Apr-11	May-11	Jun-11	Jul-11	Aug-11	Sep-11	Oct-11	Nov-11	Dec-11	Jan-12	Feb-12	Mar-12	Apr-12	May-12	Jun-12	
BCWS	228	353	486	533	567	618	628	662	715	750	1,091	1,117	1,148	1,187	1,504	1,837	2,147	2,490	2,726	2,780	2,824	2,836	
BCWP	254	393	533	598	637	670	705	758	836	889	1,212	1,293											
ACWP	288	477	627	667	863	863	863	882	997	997	1,343	1,343											
Obligated	2,169	2,170	2,170	1,127	1,127	1,127	1,127	1,127	1,127	2,821	2,821	2,821											
FY11 Phased PO's	2,169	2,170	2,170	1,127	2,603	2,603	2,603	2,603	2,603	2,821	2,821	2,821											
Pending	2,169	2,170	2,170	1,127	2,832	2,832	2,832	2,832	2,833	2,821	2,821	2,821											

# 12 GeV 1.9.5.2.2.2 Hall D FCal

## Earned Value \$K

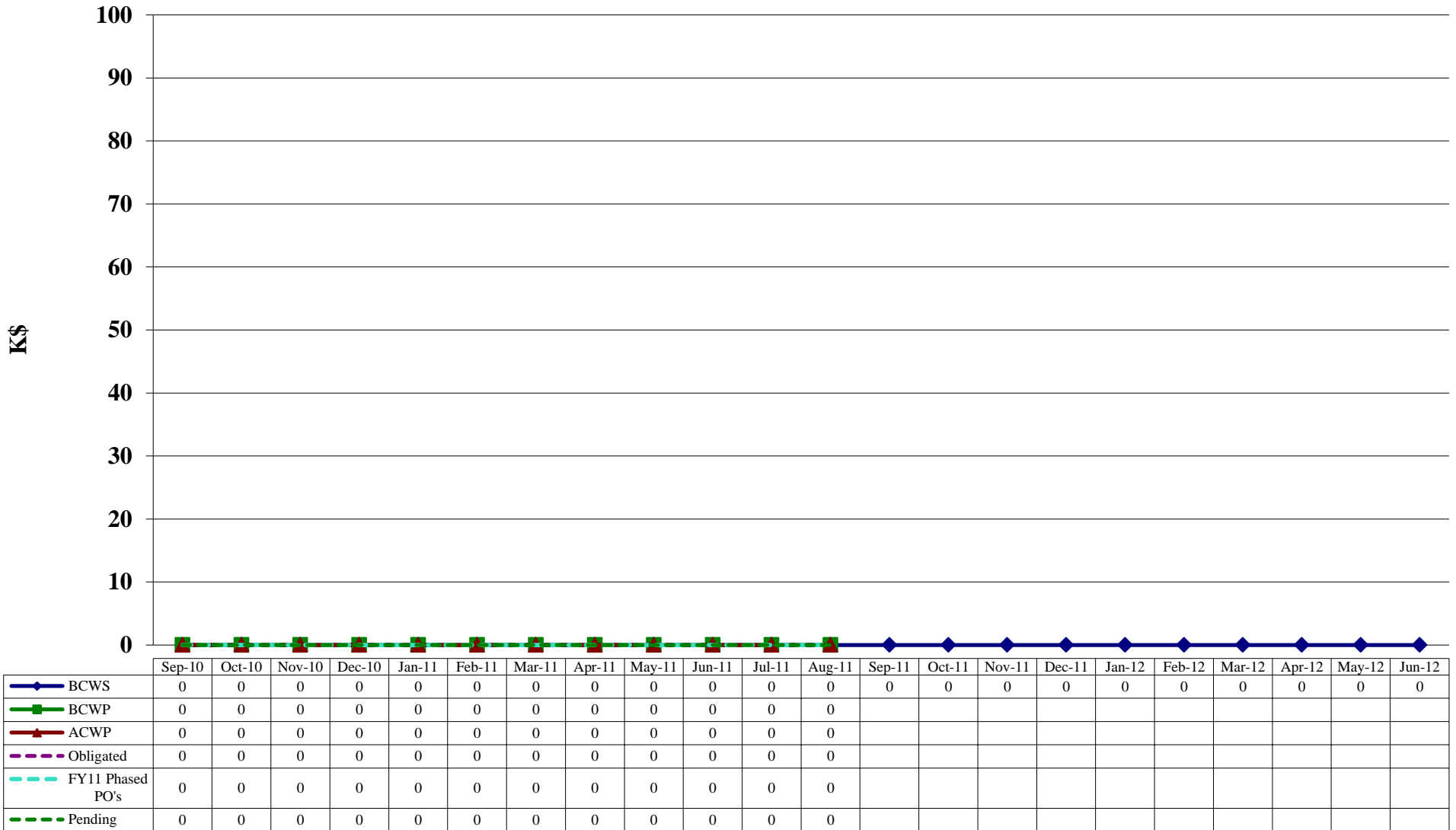


	Sep-10	Oct-10	Nov-10	Dec-10	Jan-11	Feb-11	Mar-11	Apr-11	May-11	Jun-11	Jul-11	Aug-11	Sep-11	Oct-11	Nov-11	Dec-11	Jan-12	Feb-12	Mar-12	Apr-12	May-12	Jun-12	
BCWS	349	362	362	404	406	416	463	466	481	481	481	667	667	667	715	856	860	886	942	953	989	1,033	
BCWP	203	248	261	291	335	381	397	408	426	439	506	640											
ACWP	128	128	216	264	291	326	382	382	413	443	443	458											
Obligated	1,033	1,033	1,033	1,033	1,033	1,033	1,033	1,033	1,033	1,033	1,033	1,033											
FY11 Phased PO's	1,033	1,033	1,033	1,033	1,033	1,033	1,033	1,033	1,033	1,033	1,033	1,033											
Pending	1,033	1,033	1,033	1,033	1,033	1,033	1,033	1,033	1,033	1,033	1,033	1,033											



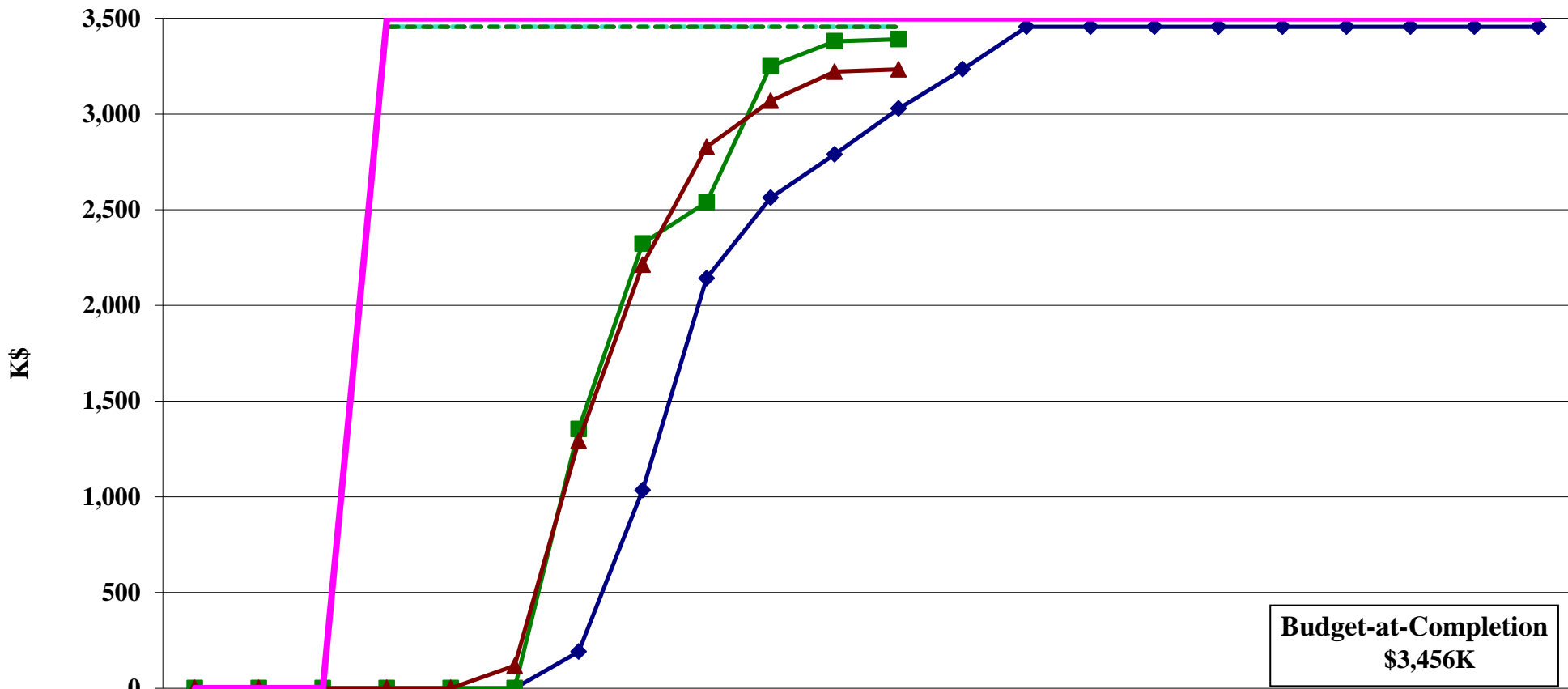
# 12 GeV 1.9.5.2.4 Hall D Detector Support

## Earned Value \$K



# 12 GeV 1.9.6 N&S LCW

## Earned Value \$K

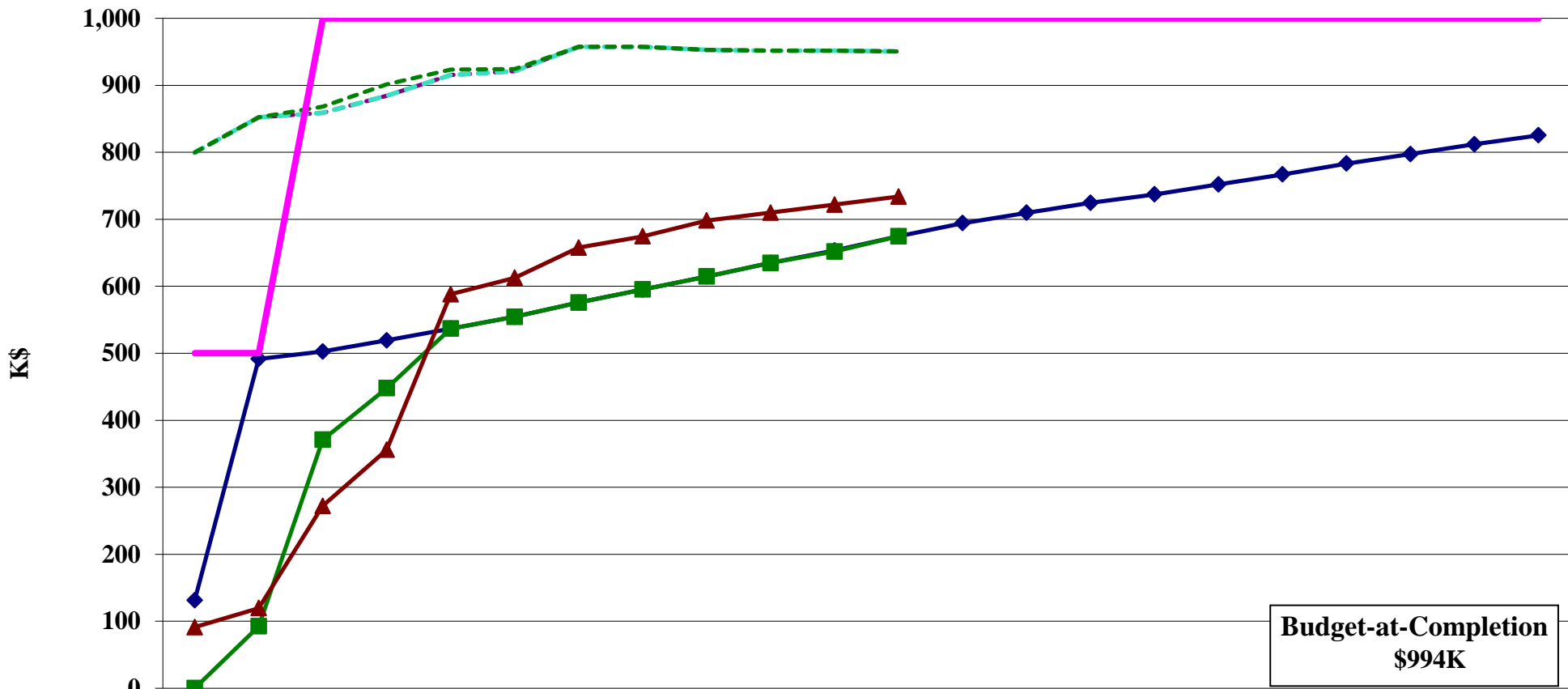


**Budget-at-Completion  
\$3,456K**

	Sep-10	Oct-10	Nov-10	Dec-10	Jan-11	Feb-11	Mar-11	Apr-11	May-11	Jun-11	Jul-11	Aug-11	Sep-11	Oct-11	Nov-11	Dec-11	Jan-12	Feb-12	Mar-12	Apr-12	May-12	Jun-12
BCWS	0	0	0	0	0	0	191	1,035	2,142	2,562	2,789	3,028	3,234	3,456	3,456	3,456	3,456	3,456	3,456	3,456	3,456	3,456
BCWP	0	0	0	0	0	0	1,354	2,323	2,539	3,249	3,380	3,391										
ACWP	0	0	0	0	0	117	1,291	2,212	2,827	3,069	3,221	3,233										
Obligated	0	0	0	3,456	3,455	3,455	3,455	3,455	3,455	3,455	3,455	3,455										
FY11 Phased PO's	0	0	0	3,456	3,455	3,455	3,455	3,455	3,455	3,455	3,455	3,455										
Pending	0	0	0	3,456	3,455	3,455	3,455	3,455	3,455	3,455	3,455	3,455										
Funding				3,500	3,500	3,500	3,500	3,500	3,500	3,500	3,500	3,500	3,500	3,500	3,500	3,500	3,500	3,500	3,500	3,500	3,500	3,500

# 12 GeV 1.9.7 Infrastructure

## Earned Value \$K



**Budget-at-Completion**  
**\$994K**

	Sep-10	Oct-10	Nov-10	Dec-10	Jan-11	Feb-11	Mar-11	Apr-11	May-11	Jun-11	Jul-11	Aug-11	Sep-11	Oct-11	Nov-11	Dec-11	Jan-12	Feb-12	Mar-12	Apr-12	May-12	Jun-12	
BCWS	131	492	503	519	537	554	576	595	615	635	653	675	694	710	725	737	752	767	783	797	812	825	
BCWP	0	92	371	448	537	554	576	595	615	635	652	675											
ACWP	91	119	272	356	588	613	658	674	698	710	722	734											
Obligated	800	852	859	884	915	921	957	957	953	952	952	951											
FY11 Phased PO's	800	852	859	884	915	921	957	957	953	952	952	951											
Pending	800	852	868	901	923	924	957	957	953	952	952	951											
Funding	500	500	1,000	1,000	1,000	1,000	1,000	1,000	1,000	1,000	1,000	1,000	1,000	1,000	1,000	1,000	1,000	1,000	1,000	1,000	1,000	1,000	1,000

# 12 GeV 1.10 Non-DOE Scope Earned Value \$K

