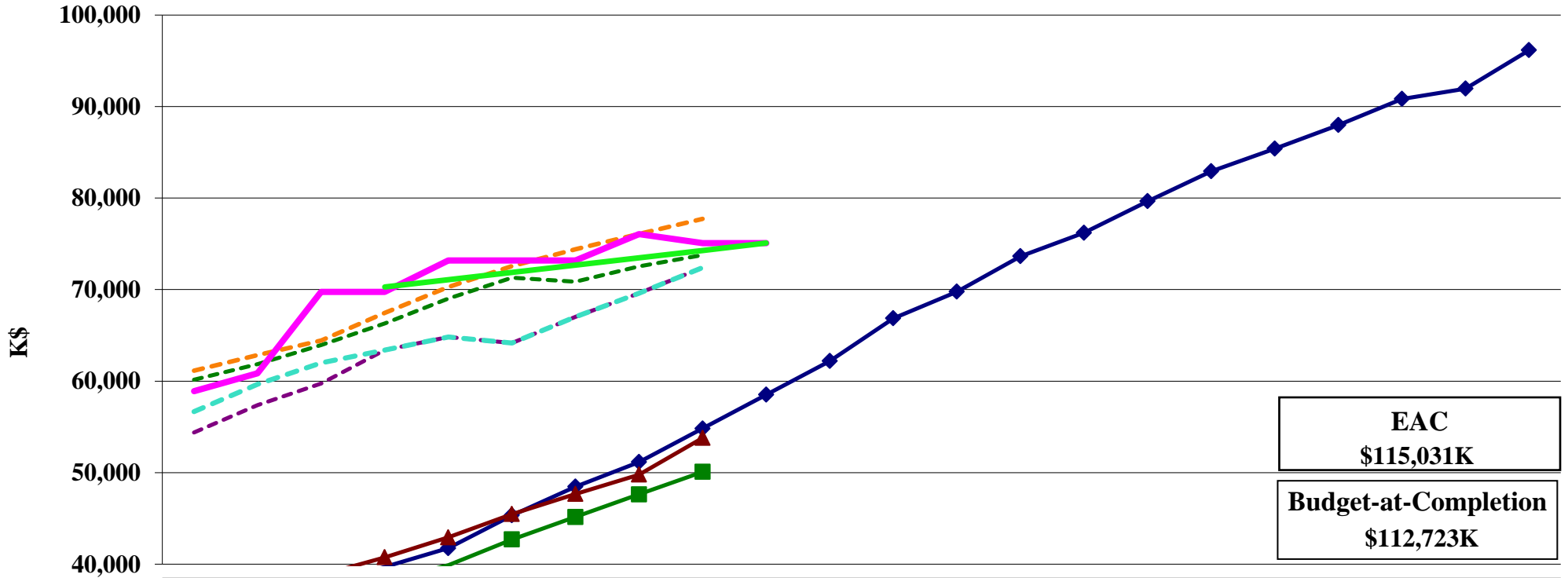


12 GeV 1.4/1.5 NP Construction Experimental Halls

Earned Value \$K

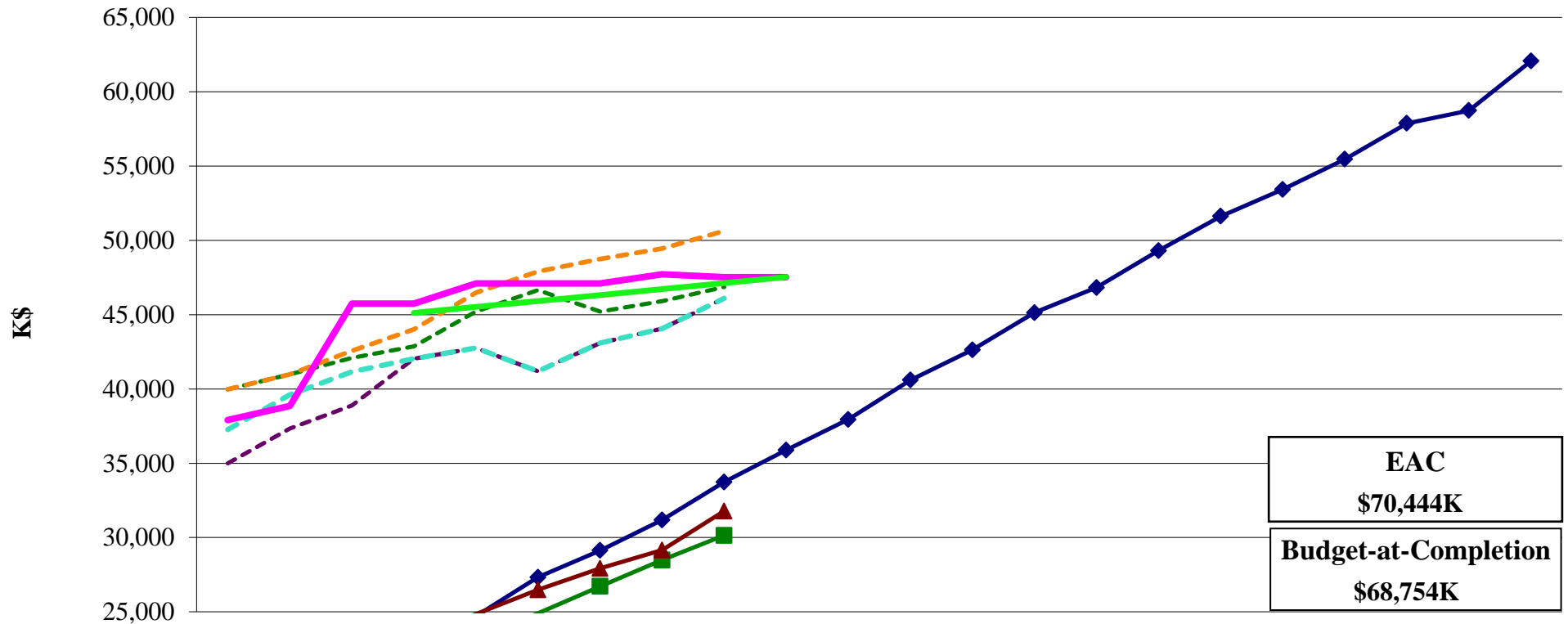
Including changes through CR12-047



	Dec-11	Jan-12	Feb-12	Mar-12	Apr-12	May-12	Jun-12	Jul-12	Aug-12	Sep-12	Oct-12	Nov-12	Dec-12	Jan-13	Feb-13	Mar-13	Apr-13	May-13	Jun-13	Jul-13	Aug-13	Sep-13
BCWS	35,683	37,102	37,667	39,713	41,758	45,343	48,468	51,162	54,831	58,521	62,197	66,859	69,772	73,649	76,206	79,659	82,920	85,387	87,977	90,829	91,950	96,157
BCWP	31,888	34,458	36,170	38,132	39,887	42,707	45,170	47,638	50,097													
ACWP	34,335	36,778	38,816	40,760	42,939	45,480	47,676	49,792	53,793													
Obligated	54,407	57,386	59,739	63,385	64,826	64,155	67,029	69,609	72,398													
FY12 Phase POs	56,677	59,657	62,009	63,385	64,826	64,155	67,029	69,609	72,398													
Pending	60,149	61,863	63,951	66,299	69,021	71,316	70,863	72,528	73,786													
NOFUND & FY13 PRs	61,145	62,859	64,428	67,457	70,284	72,557	74,405	76,070	77,731													
Funding	58,900	60,850	69,741	69,741	73,191	73,191	73,191	76,078	75,078	75,078												
Labor Set-a-Side				70,276	71,076	71,877	72,677	73,478	74,278	75,078												

12 GeV 1.4 Construction Upgrade Hall A, B & C

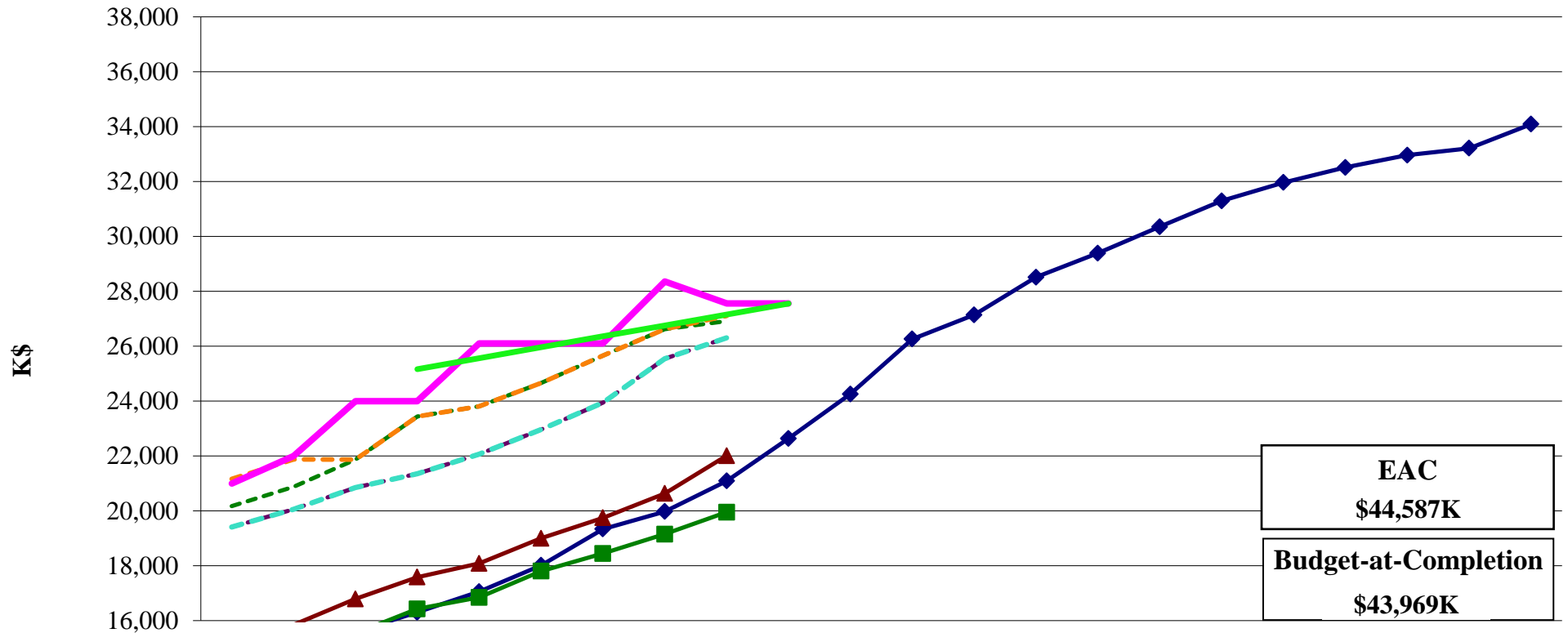
Earned Value \$K



	Dec-11	Jan-12	Feb-12	Mar-12	Apr-12	May-12	Jun-12	Jul-12	Aug-12	Sep-12	Oct-12	Nov-12	Dec-12	Jan-13	Feb-13	Mar-13	Apr-13	May-13	Jun-13	Jul-13	Aug-13	Sep-13
BCWS	21,173	22,020	22,072	23,407	24,703	27,329	29,129	31,185	33,739	35,884	37,942	40,598	42,632	45,135	46,818	49,306	51,625	53,422	55,463	57,868	58,735	62,066
BCWP	17,530	19,541	20,639	21,702	23,040	24,904	26,721	28,488	30,145													
ACWP	19,231	20,931	22,026	23,176	24,852	26,479	27,928	29,159	31,785													
Obligated	34,999	37,332	38,890	42,029	42,760	41,195	43,088	44,067	46,097													
FY12 Phase POs	37,269	39,602	41,160	42,029	42,760	41,195	43,088	44,067	46,097													
Pending	39,977	40,984	42,082	42,857	45,206	46,656	45,202	45,909	46,869													
NOFUND & FY13 PRs	39,977	40,984	42,560	44,015	46,469	47,897	48,744	49,451	50,627													
Funding	37,900	38,850	45,741	45,741	47,091	47,091	47,091	47,723	47,523	47,523												
Labor Set-a-Side				45,113	45,515	45,916	46,318	46,720	47,121	47,523												

12 GeV 1.5 Construction Hall D

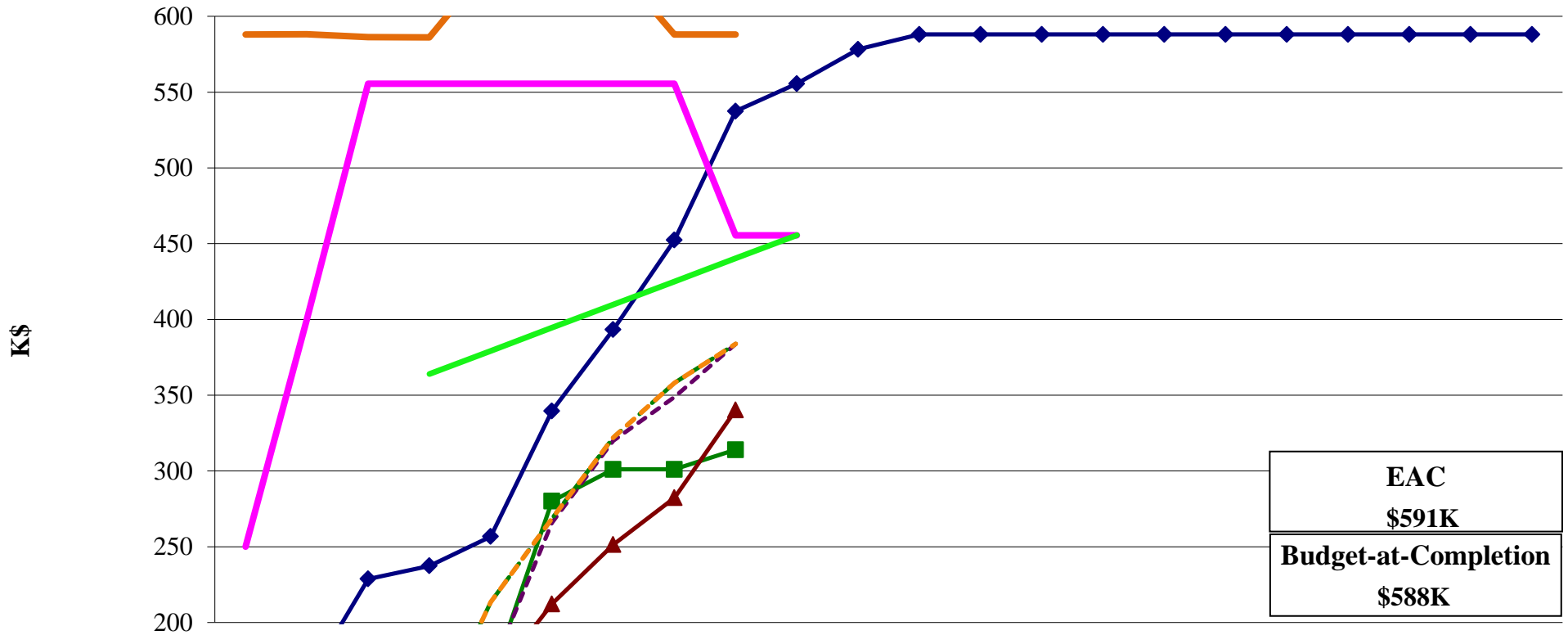
Earned Value \$K



	Dec-11	Jan-12	Feb-12	Mar-12	Apr-12	May-12	Jun-12	Jul-12	Aug-12	Sep-12	Oct-12	Nov-12	Dec-12	Jan-13	Feb-13	Mar-13	Apr-13	May-13	Jun-13	Jul-13	Aug-13	Sep-13
BCWS	14,511	15,082	15,596	16,306	17,056	18,014	19,339	19,977	21,092	22,636	24,255	26,261	27,140	28,514	29,388	30,353	31,295	31,965	32,514	32,961	33,215	34,091
BCWP	14,358	14,917	15,531	16,430	16,847	17,803	18,448	19,150	19,952													
ACWP	15,104	15,847	16,790	17,584	18,087	19,001	19,748	20,633	22,008													
Obligated	19,408	20,055	20,849	21,356	22,066	22,959	23,941	25,542	26,302													
FY12 Phased POs	19,408	20,055	20,849	21,356	22,066	22,959	23,941	25,542	26,302													
Pending	20,172	20,879	21,869	23,442	23,815	24,660	25,661	26,619	26,917													
NOFUND & FY13 PRs	21,168	21,874	21,869	23,442	23,815	24,660	25,661	26,619	27,105													
Funding	21,000	22,000	24,000	24,000	26,100	26,100	26,100	28,356	27,556	27,556												
CAM EAC	42,433	42,899	45,032	45,838	45,668	45,721	45,754	45,536	45,773													
Labor Set-a-Side				25,163	25,561	25,960	26,359	26,758	27,157	27,556												

12 GeV 1.4.1 Construction Hall A

Earned Value \$K

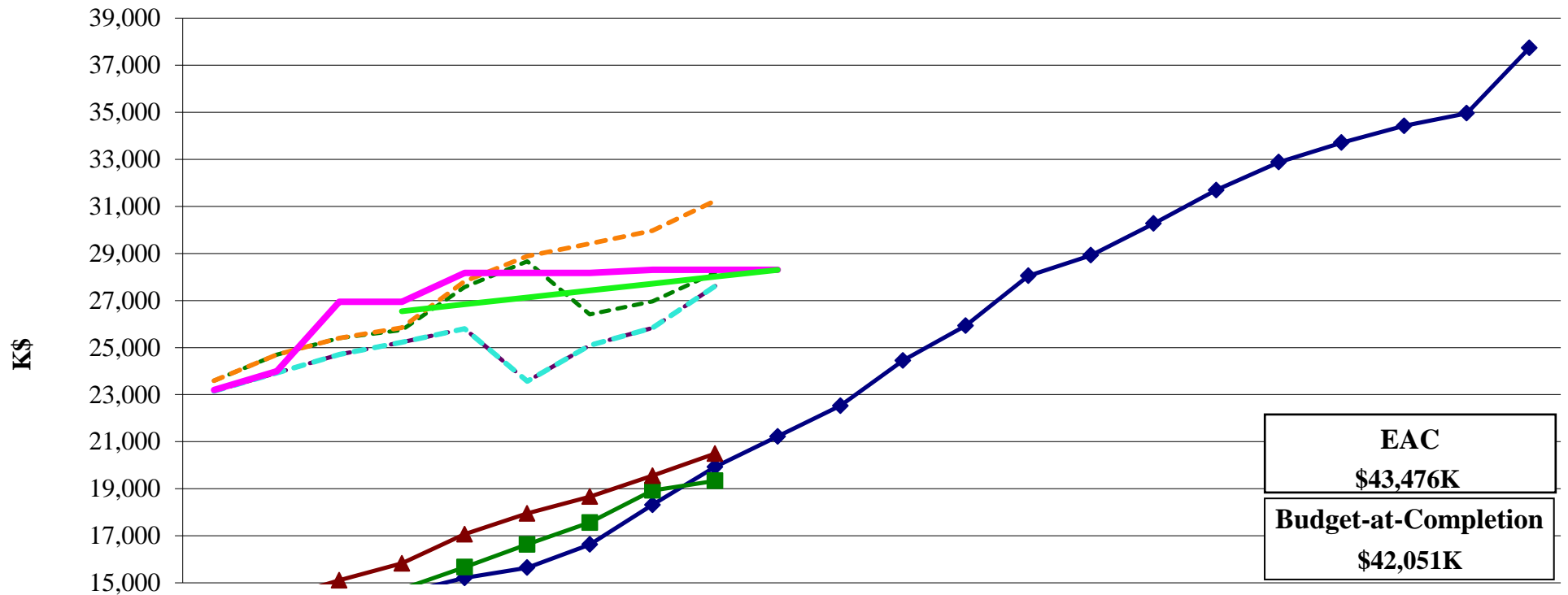


	Dec-11	Jan-12	Feb-12	Mar-12	Apr-12	May-12	Jun-12	Jul-12	Aug-12	Sep-12	Oct-12	Nov-12	Dec-12	Jan-13	Feb-13	Mar-13	Apr-13	May-13	Jun-13	Jul-13	Aug-13	Sep-13
BCWS	40	161	229	237	257	340	393	452	537	556	578	588	588	588	588	588	588	588	588	588	588	588
BCWP	130	147	151	155	162	280	301	301	314													
ACWP	36	51	71	122	160	212	251	282	340													
Obligated	36	51	71	127	168	266	320	349	384													
Pending	36	51	98	127	214	269	322	358	384													
NOFUND & FY13 PRs	36	51	98	127	214	269	322	358	384													
Funding	250	400	556	556	556	556	556	556	456	456												
CAM EAC	588	588	586	586	635	633	635	588	588													
Labor Set-a-Side				364	379	395	410	425	440	456												

EAC
\$591K
Budget-at-Completion
\$588K

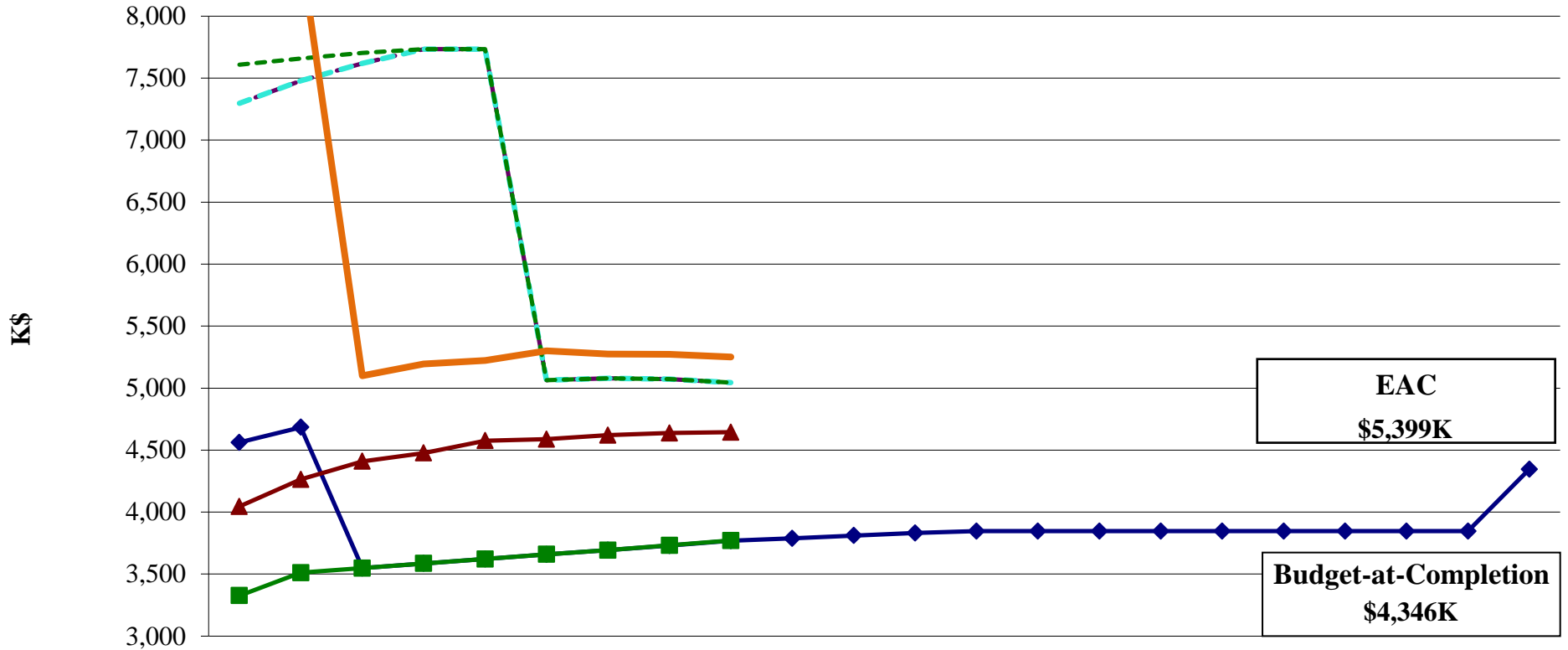
12 GeV 1.4.2 Construction Hall B

Earned Value \$K



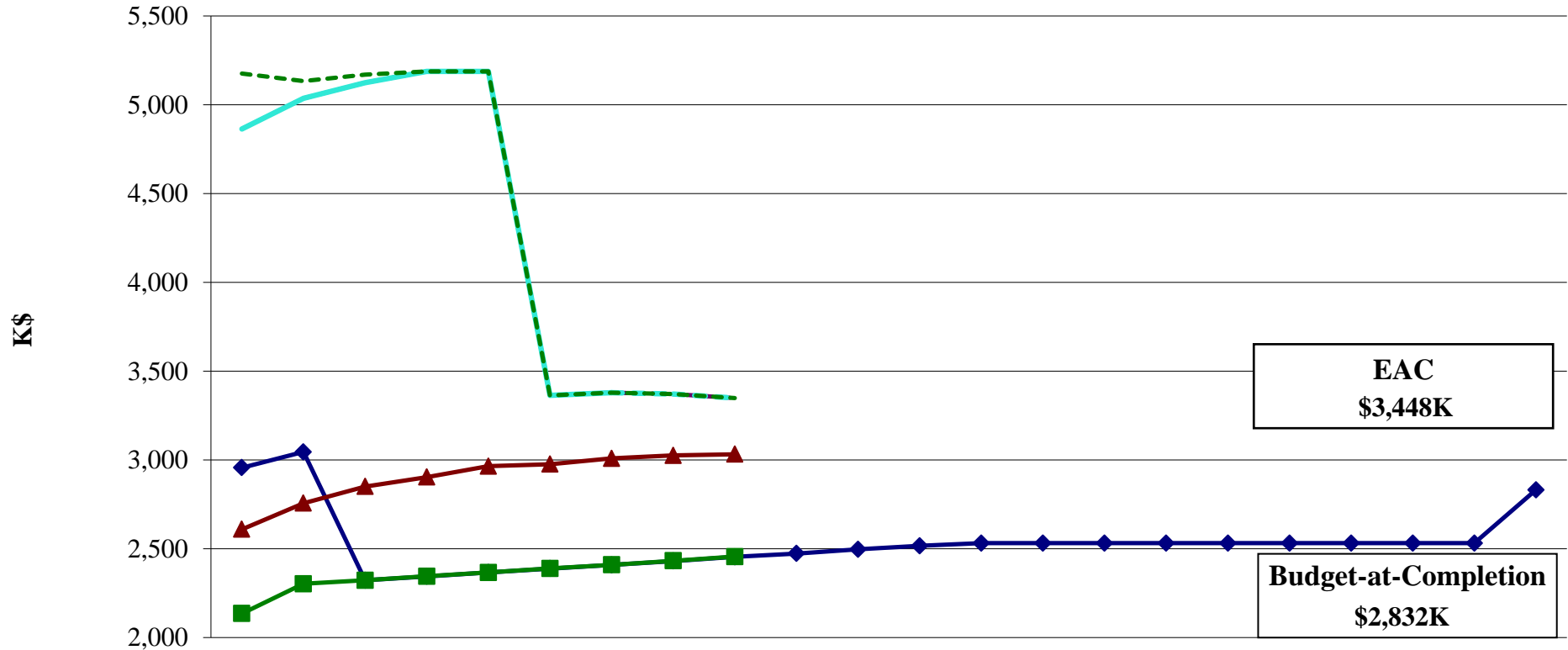
	Dec-11	Jan-12	Feb-12	Mar-12	Apr-12	May-12	Jun-12	Jul-12	Aug-12	Sep-12	Oct-12	Nov-12	Dec-12	Jan-13	Feb-13	Mar-13	Apr-13	May-13	Jun-13	Jul-13	Aug-13	Sep-13	
BCWS	13,719	14,232	13,755	14,548	15,212	15,647	16,632	18,314	19,928	21,220	22,527	24,452	25,932	28,051	28,923	30,272	31,690	32,880	33,710	34,423	34,958	37,736	
BCWP	11,957	13,154	13,955	14,741	15,666	16,637	17,566	18,930	19,340														
ACWP	13,498	14,303	15,108	15,831	17,066	17,952	18,666	19,553	20,491														
Obligated	23,145	23,922	24,711	25,227	25,801	23,574	25,090	25,833	27,615														
FY12 Phase POs	23,145	23,922	24,711	25,227	25,801	23,574	25,090	25,833	27,615														
Pending	23,588	24,691	25,406	25,751	27,569	28,668	26,406	26,966	28,186														
NOFUND & FY13 PRs	23,588	24,691	25,406	25,842	27,811	28,889	29,411	29,971	31,236														
Funding	23,200	24,000	26,950	26,950	28,173	28,173	28,173	28,305	28,305	28,305													
CAM EAC	40,553	40,726	42,672	42,594	42,613	42,899	43,306	43,876	43,956														
Labor Set-a-Side				26,543	26,836	27,130	27,424	27,718	28,011	28,305													

12 GeV 1.4.2.1 Magnet Earned Value \$K



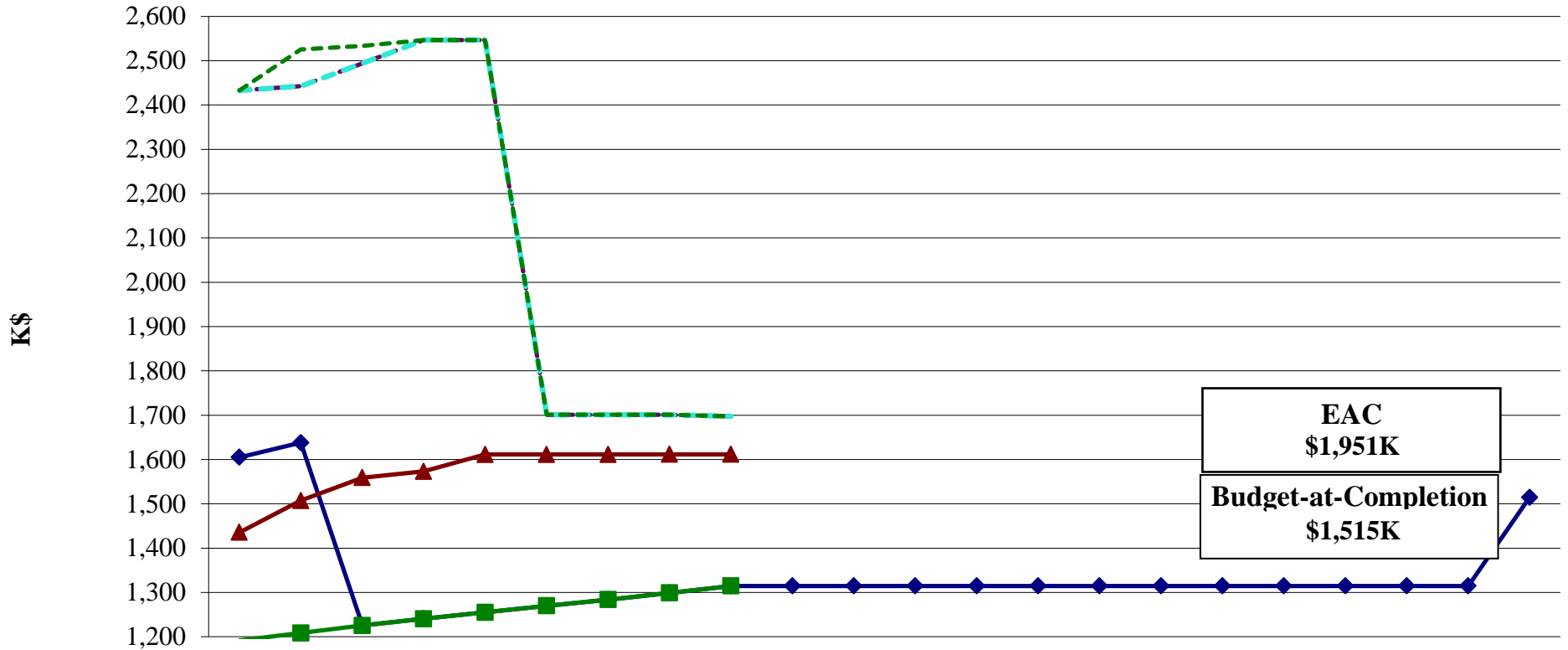
	Dec-11	Jan-12	Feb-12	Mar-12	Apr-12	May-12	Jun-12	Jul-12	Aug-12	Sep-12	Oct-12	Nov-12	Dec-12	Jan-13	Feb-13	Mar-13	Apr-13	May-13	Jun-13	Jul-13	Aug-13	Sep-13	
BCWS	4,562	4,684	3,548	3,586	3,621	3,659	3,693	3,730	3,769	3,788	3,811	3,831	3,846	3,846	3,846	3,846	3,846	3,846	3,846	3,846	3,846	3,846	4,346
BCWP	3,327	3,511	3,549	3,586	3,622	3,659	3,693	3,732	3,771														
ACWP	4,045	4,264	4,410	4,476	4,576	4,588	4,621	4,637	4,644														
Obligated	7,297	7,478	7,618	7,734	7,734	5,065	5,080	5,072	5,046														
FY12 Phase POs	7,297	7,478	7,618	7,734	7,734	5,065	5,080	5,072	5,046														
Pending	7,608	7,658	7,704	7,734	7,734	5,065	5,080	5,072	5,046														
CAM EAC	8,523	8,515	5,099	5,194	5,224	5,301	5,275	5,274	5,252														

12 GeV 1.4.2.1.1 Toroidal Magnet Earned Value \$K



	Dec-11	Jan-12	Feb-12	Mar-12	Apr-12	May-12	Jun-12	Jul-12	Aug-12	Sep-12	Oct-12	Nov-12	Dec-12	Jan-13	Feb-13	Mar-13	Apr-13	May-13	Jun-13	Jul-13	Aug-13	Sep-13	
BCWS	2,957	3,046	2,323	2,345	2,366	2,388	2,409	2,431	2,454	2,474	2,497	2,517	2,532	2,532	2,532	2,532	2,532	2,532	2,532	2,532	2,532	2,532	2,832
BCWP	2,135	2,303	2,323	2,345	2,367	2,389	2,410	2,433	2,456														
ACWP	2,609	2,756	2,851	2,903	2,965	2,977	3,009	3,026	3,032														
Obligated	4,864	5,036	5,124	5,187	5,188	3,364	3,379	3,371	3,348														
FY12 Phase POs	4,864	5,036	5,124	5,187	5,188	3,364	3,379	3,371	3,348														
Pending	5,175	5,133	5,170	5,187	5,188	3,364	3,379	3,371	3,348														

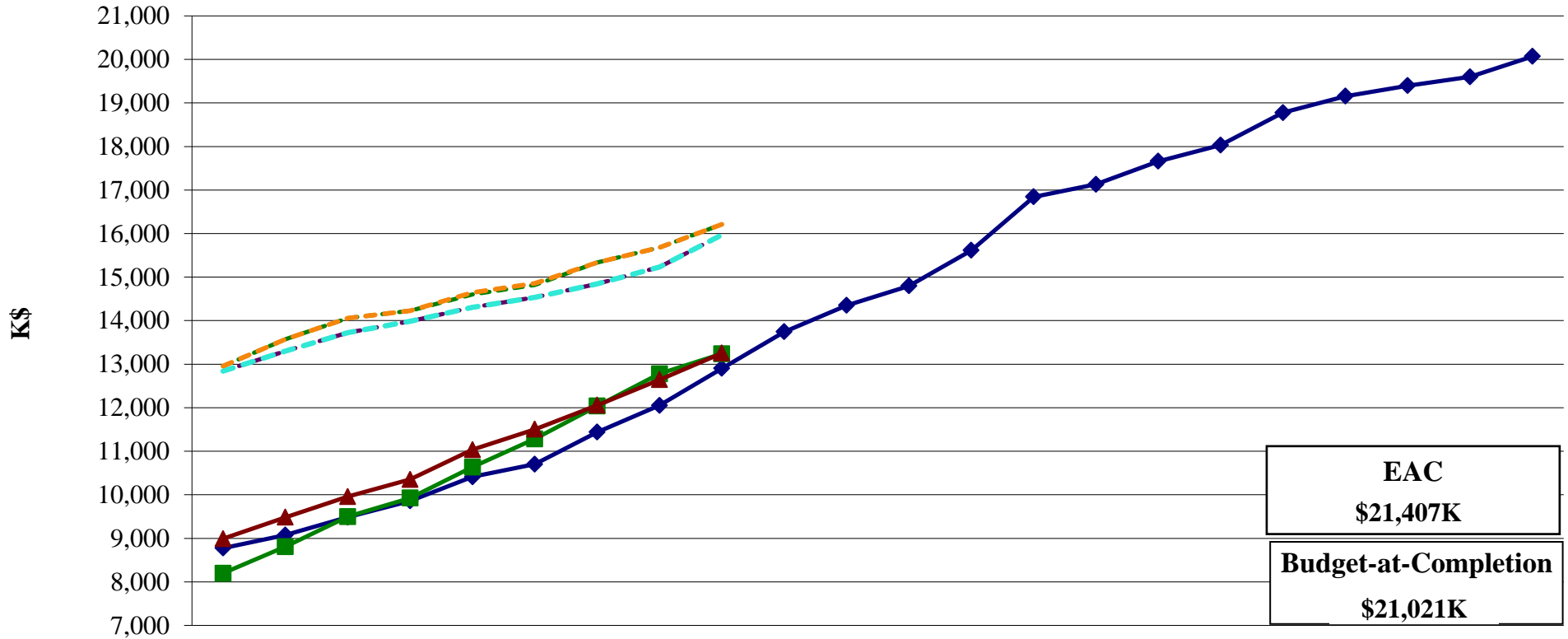
12 GeV 1.4.2.1.2 Magnet Solenoid Earned Value \$K



	Dec-11	Jan-12	Feb-12	Mar-12	Apr-12	May-12	Jun-12	Jul-12	Aug-12	Sep-12	Oct-12	Nov-12	Dec-12	Jan-13	Feb-13	Mar-13	Apr-13	May-13	Jun-13	Jul-13	Aug-13	Sep-13	
BCWS	1,605	1,638	1,226	1,241	1,255	1,270	1,284	1,299	1,315	1,315	1,315	1,315	1,315	1,315	1,315	1,315	1,315	1,315	1,315	1,315	1,315	1,315	1,515
BCWP	1,192	1,209	1,226	1,241	1,255	1,270	1,284	1,299	1,315														
ACWP	1,436	1,507	1,559	1,573	1,611	1,611	1,611	1,612	1,612														
Obligated	2,433	2,442	2,494	2,546	2,546	1,701	1,701	1,701	1,697														
FY12 Phase POs	2,433	2,442	2,494	2,546	2,546	1,701	1,701	1,701	1,697														
Pending	2,433	2,525	2,533	2,546	2,546	1,701	1,701	1,701	1,697														

12 GeV 1.4.2.2 Detectors

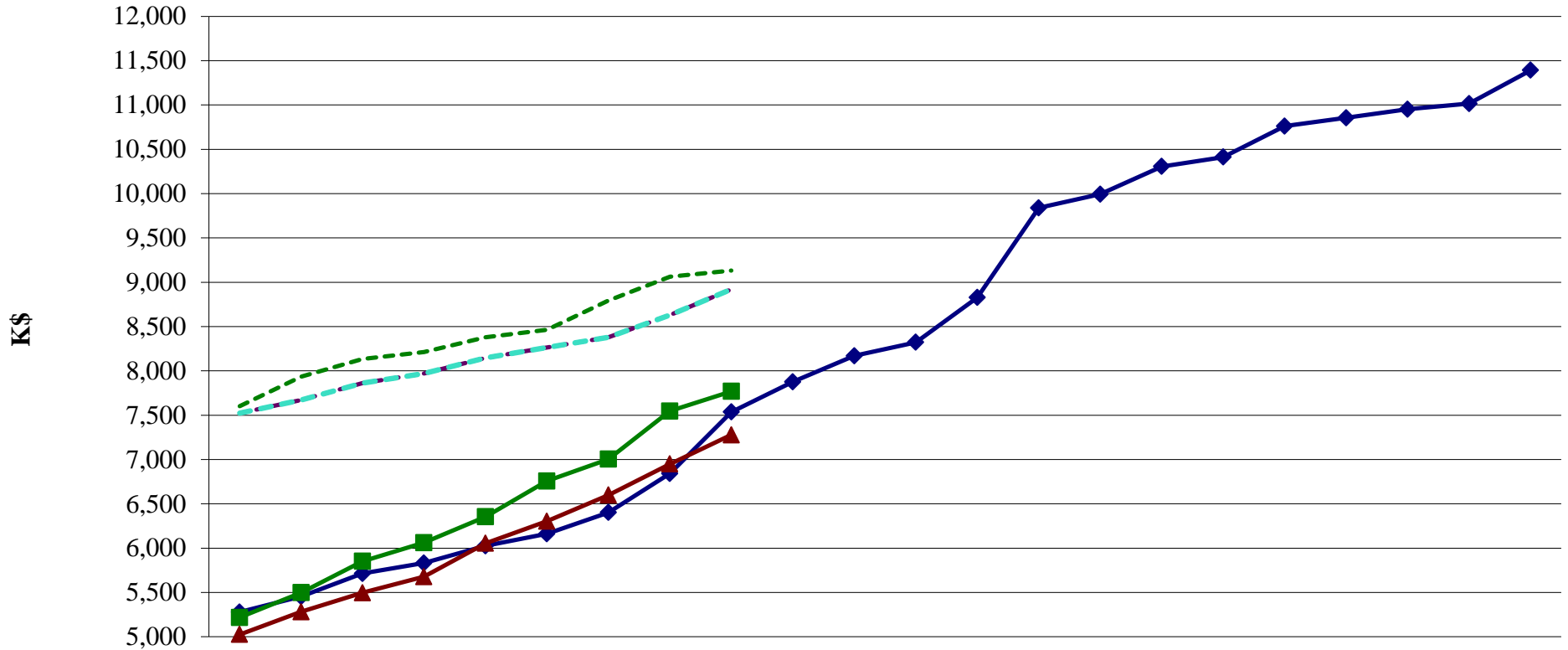
Earned Value \$K



EAC
\$21,407K
Budget-at-Completion
\$21,021K

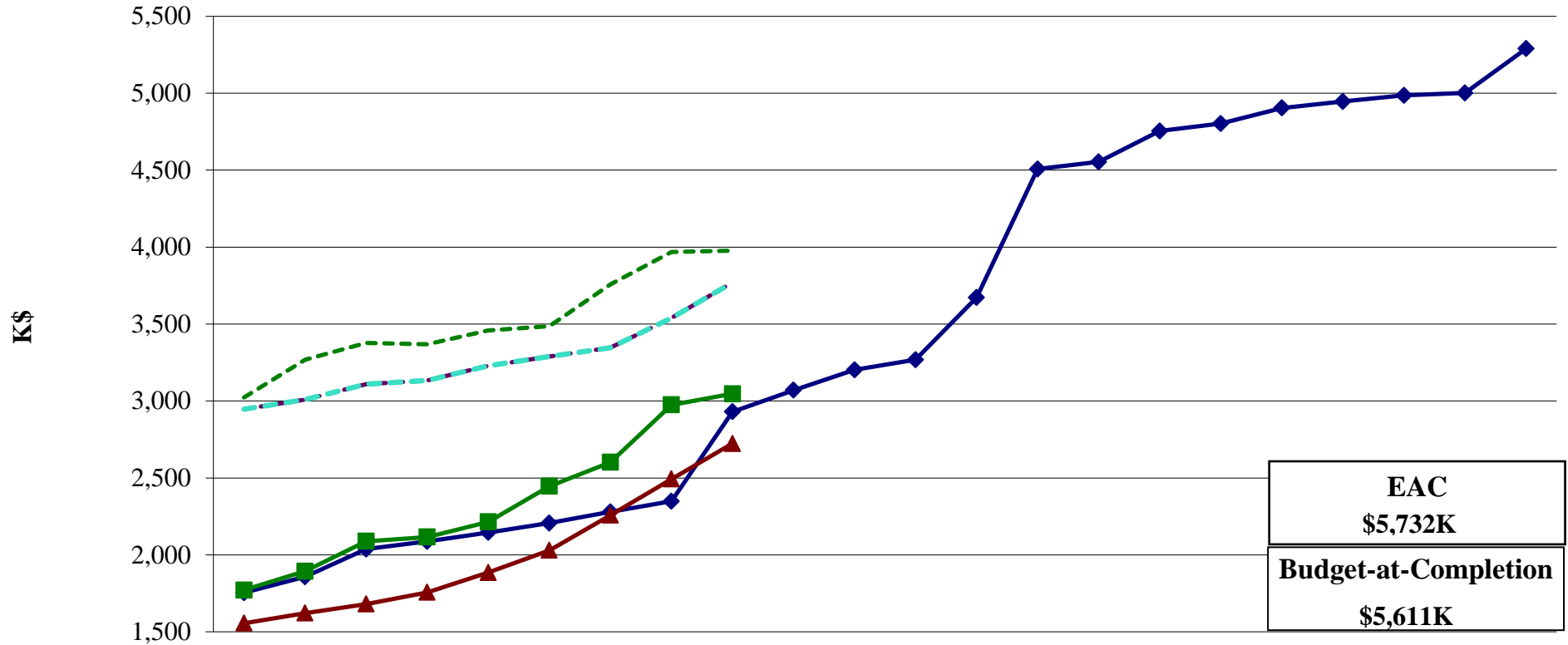
	Dec-11	Jan-12	Feb-12	Mar-12	Apr-12	May-12	Jun-12	Jul-12	Aug-12	Sep-12	Oct-12	Nov-12	Dec-12	Jan-13	Feb-13	Mar-13	Apr-13	May-13	Jun-13	Jul-13	Aug-13	Sep-13	
BCWS	8,776	9,074	9,486	9,858	10,411	10,703	11,437	12,052	12,904	13,743	14,351	14,796	15,613	16,842	17,131	17,660	18,032	18,776	19,154	19,397	19,600	20,068	
BCWP	8,196	8,809	9,497	9,925	10,637	11,284	12,038	12,779	13,238														
ACWP	8,989	9,484	9,958	10,353	11,036	11,505	12,055	12,642	13,255														
Obligated	12,843	13,301	13,726	13,983	14,303	14,534	14,842	15,233	15,970														
FY12 Phase POs	12,843	13,301	13,726	13,983	14,303	14,534	14,842	15,233	15,970														
Pending	12,957	13,573	14,057	14,226	14,604	14,819	15,336	15,678	16,211														
NOFUND & FY13 PRs	12,957	13,573	14,057	14,226	14,644	14,859	15,336	15,678	16,211														
CAM EAC	24,180	24,252	21,658	21,493	21,479	21,420	21,697	21,444	21,412														

12 GeV 1.4.2.2.1 Tracking Earned Value \$K



	Dec-11	Jan-12	Feb-12	Mar-12	Apr-12	May-12	Jun-12	Jul-12	Aug-12	Sep-12	Oct-12	Nov-12	Dec-12	Jan-13	Feb-13	Mar-13	Apr-13	May-13	Jun-13	Jul-13	Aug-13	Sep-13
BCWS	5,278	5,453	5,714	5,831	6,025	6,162	6,401	6,841	7,535	7,876	8,169	8,322	8,827	9,839	9,993	10,305	10,412	10,761	10,855	10,951	11,016	11,392
BCWP	5,218	5,498	5,851	6,062	6,353	6,757	7,004	7,547	7,769													
ACWP	5,026	5,281	5,496	5,677	6,054	6,303	6,599	6,949	7,277													
Obligated	7,524	7,672	7,862	7,970	8,147	8,263	8,380	8,630	8,921													
FY12 Phase POs	7,524	7,672	7,862	7,970	8,147	8,263	8,380	8,630	8,921													
Pending	7,603	7,935	8,134	8,211	8,378	8,462	8,793	9,062	9,130													

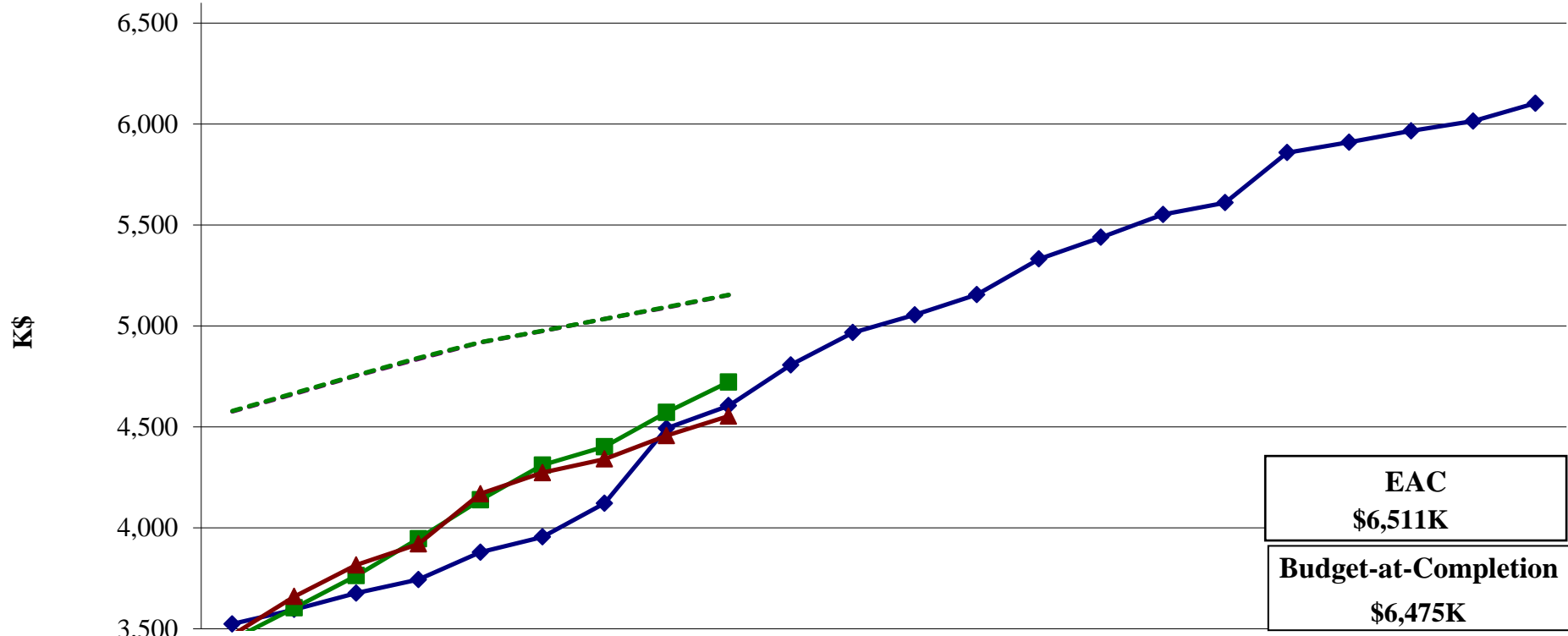
12 GeV 1.4.2.2.1.1 Silicon Detector Earned Value \$K



	Dec-11	Jan-12	Feb-12	Mar-12	Apr-12	May-12	Jun-12	Jul-12	Aug-12	Sep-12	Oct-12	Nov-12	Dec-12	Jan-13	Feb-13	Mar-13	Apr-13	May-13	Jun-13	Jul-13	Aug-13	Sep-13
BCWS	1,754	1,858	2,037	2,087	2,146	2,207	2,279	2,348	2,930	3,070	3,202	3,267	3,672	4,507	4,554	4,754	4,802	4,903	4,946	4,985	5,001	5,289
BCWP	1,771	1,894	2,088	2,116	2,215	2,446	2,602	2,975	3,047													
ACWP	1,556	1,622	1,680	1,757	1,886	2,029	2,258	2,493	2,724													
Obligated	2,947	3,009	3,109	3,133	3,229	3,289	3,345	3,540	3,769													
FY12 Phase POs	2,947	3,009	3,109	3,133	3,229	3,289	3,345	3,540	3,769													
Pending	3,023	3,268	3,378	3,369	3,458	3,486	3,758	3,968	3,977													

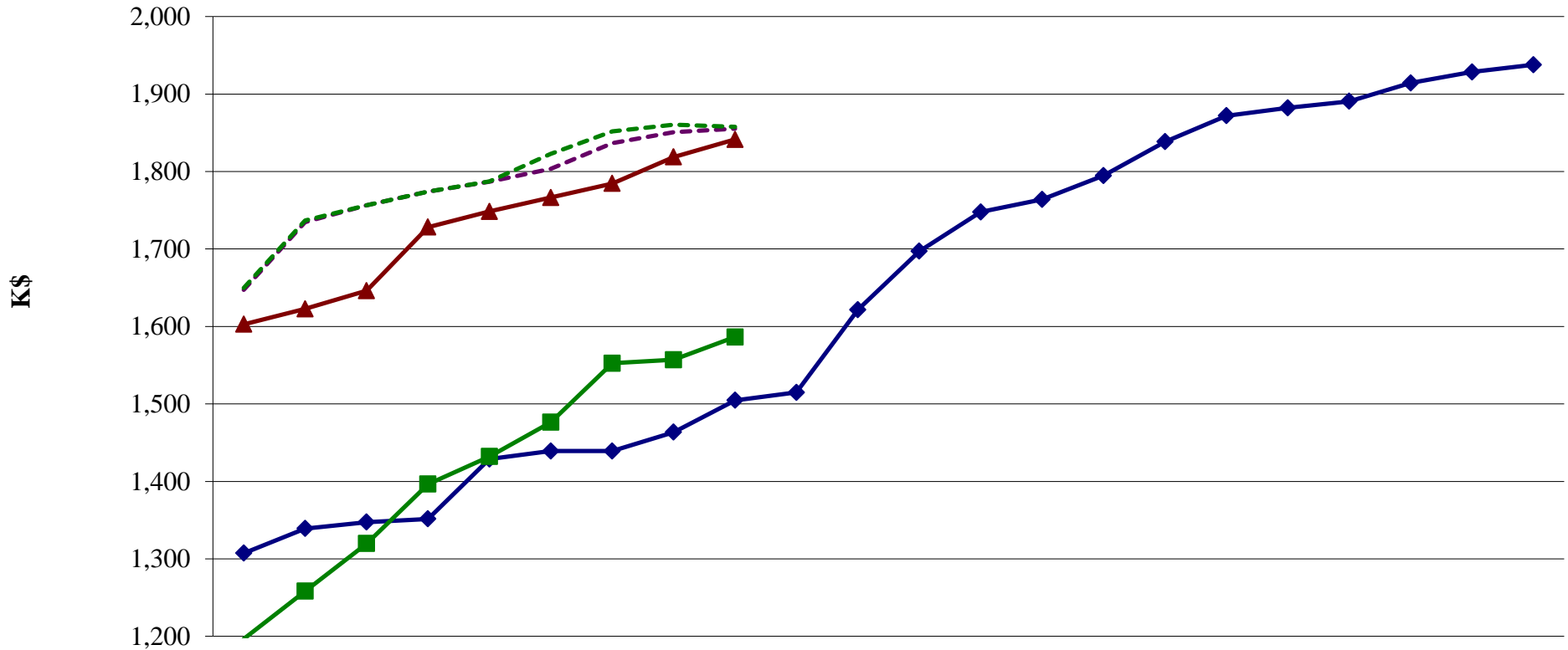
12 GeV 1.4.2.2.1.3 Forward Drift Chambers

Earned Value \$K



	Dec-11	Jan-12	Feb-12	Mar-12	Apr-12	May-12	Jun-12	Jul-12	Aug-12	Sep-12	Oct-12	Nov-12	Dec-12	Jan-13	Feb-13	Mar-13	Apr-13	May-13	Jun-13	Jul-13	Aug-13	Sep-13	
BCWS	3,524	3,596	3,677	3,744	3,879	3,955	4,122	4,493	4,605														
BCWP	3,447	3,603	3,763	3,946	4,138	4,311	4,402	4,572	4,722														
ACWP	3,470	3,660	3,816	3,920	4,169	4,273	4,341	4,457	4,553														
Obligated	4,577	4,663	4,754	4,837	4,918	4,975	5,034	5,091	5,153														
Pending	4,579	4,667	4,756	4,842	4,920	4,976	5,035	5,094	5,154														

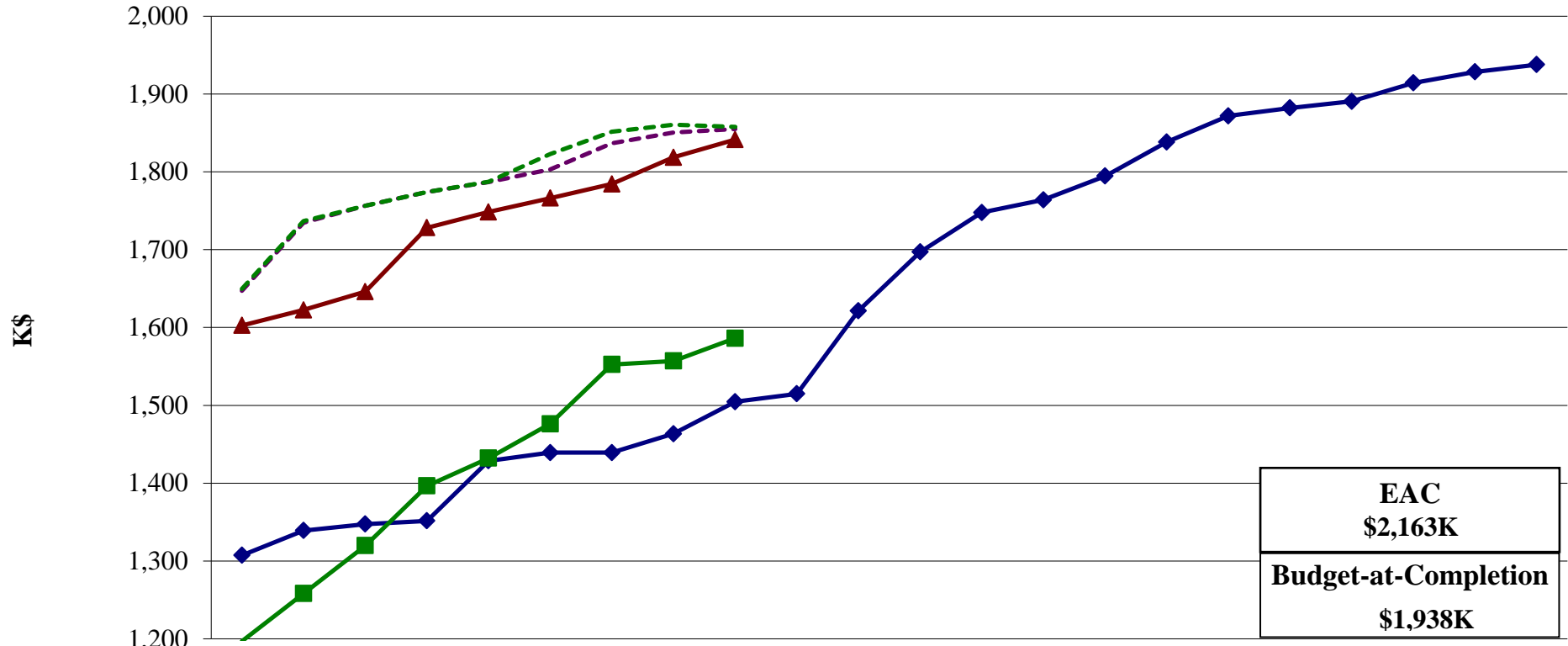
12 GeV 1.4.2.2.2 Calorimetry Earned Value \$K



	Dec-11	Jan-12	Feb-12	Mar-12	Apr-12	May-12	Jun-12	Jul-12	Aug-12	Sep-12	Oct-12	Nov-12	Dec-12	Jan-13	Feb-13	Mar-13	Apr-13	May-13	Jun-13	Jul-13	Aug-13	Sep-13
BCWS	1,307	1,339	1,347	1,352	1,429	1,439	1,439	1,464	1,505	1,515	1,622	1,697	1,748	1,764	1,795	1,838	1,872	1,882	1,891	1,914	1,928	1,938
BCWP	1,197	1,258	1,320	1,397	1,432	1,476	1,552	1,557	1,586													
ACWP	1,603	1,623	1,646	1,728	1,748	1,766	1,784	1,819	1,841													
Obligated	1,647	1,735	1,757	1,774	1,787	1,803	1,837	1,851	1,855													
Pending	1,650	1,737	1,757	1,774	1,787	1,823	1,852	1,861	1,858													

12 GeV 1.4.2.2.3 Forward Calorimeter

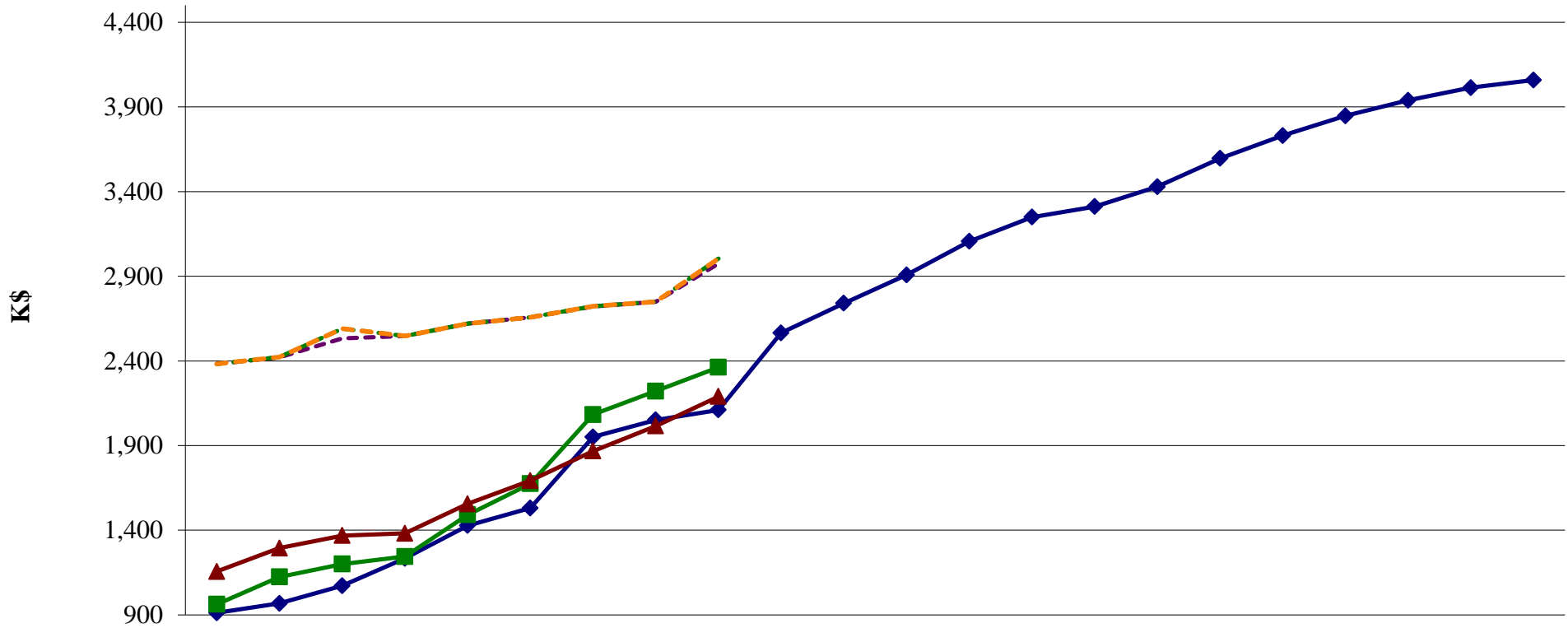
Earned Value \$K



EAC \$2,163K
Budget-at-Completion \$1,938K

	Dec-11	Jan-12	Feb-12	Mar-12	Apr-12	May-12	Jun-12	Jul-12	Aug-12	Sep-12	Oct-12	Nov-12	Dec-12	Jan-13	Feb-13	Mar-13	Apr-13	May-13	Jun-13	Jul-13	Aug-13	Sep-13
BCWS	1,307	1,339	1,347	1,352	1,429	1,439	1,439	1,464	1,505	1,515	1,622	1,697	1,748	1,764	1,795	1,838	1,872	1,882	1,891	1,914	1,928	1,938
BCWP	1,197	1,258	1,320	1,397	1,432	1,476	1,552	1,557	1,586													
ACWP	1,603	1,623	1,646	1,728	1,748	1,766	1,784	1,819	1,841													
Obligated	1,647	1,735	1,757	1,774	1,787	1,803	1,837	1,851	1,855													
Pending	1,650	1,737	1,757	1,774	1,787	1,823	1,852	1,861	1,858													

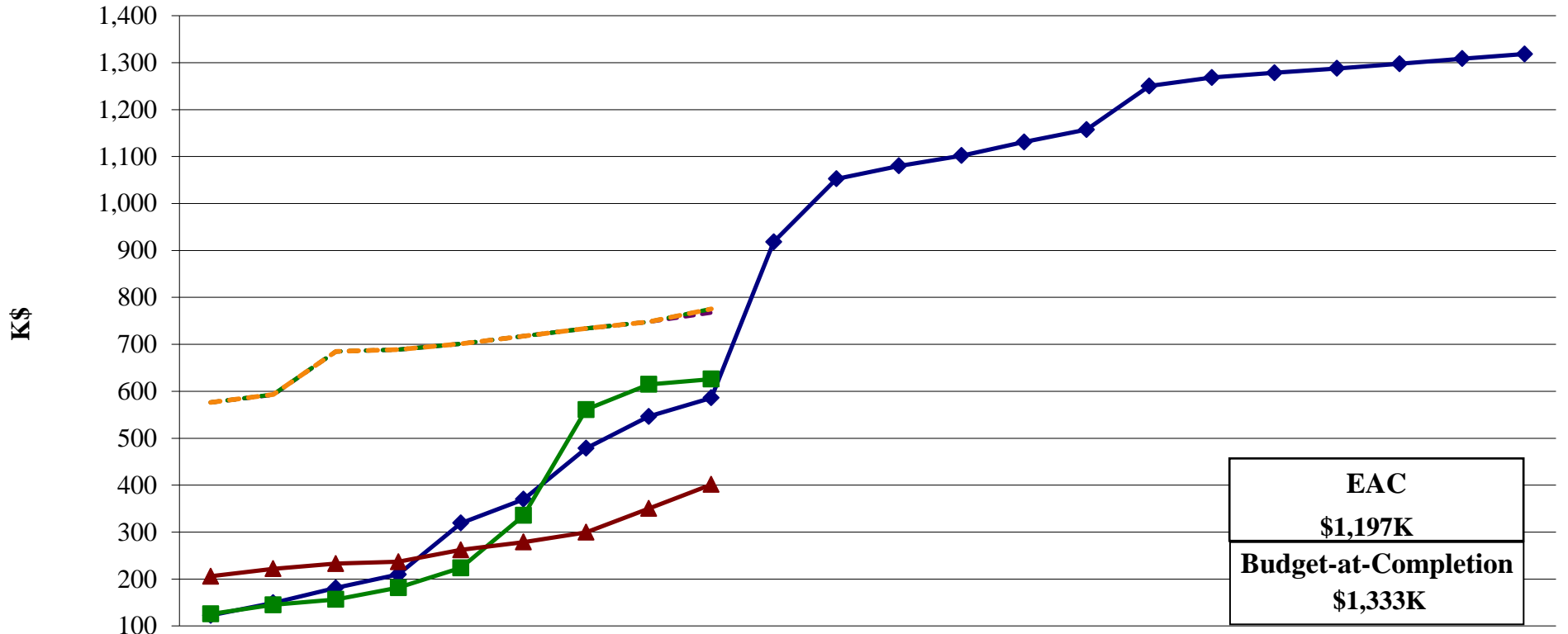
12 GeV 1.4.2.2.3 Time of Flight Earned Value \$K



	Dec-11	Jan-12	Feb-12	Mar-12	Apr-12	May-12	Jun-12	Jul-12	Aug-12	Sep-12	Oct-12	Nov-12	Dec-12	Jan-13	Feb-13	Mar-13	Apr-13	May-13	Jun-13	Jul-13	Aug-13	Sep-13
BCWS	912	968	1,072	1,234	1,427	1,531	1,951	2,052	2,110	2,566	2,740	2,908	3,106	3,249	3,311	3,428	3,595	3,730	3,847	3,939	4,013	4,059
BCWP	962	1,124	1,201	1,245	1,491	1,675	2,083	2,222	2,363													
ACWP	1,156	1,295	1,369	1,381	1,556	1,693	1,867	2,016	2,189													
Obligated	2,382	2,422	2,534	2,546	2,619	2,658	2,722	2,749	2,975													
Pending	2,382	2,422	2,591	2,546	2,619	2,658	2,722	2,749	3,004													
NOFUND & FY13 PRs	2,382	2,422	2,591	2,546	2,619	2,658	2,722	2,749	3,004													

12 GeV 1.4.2.2.3.1 Central TOF

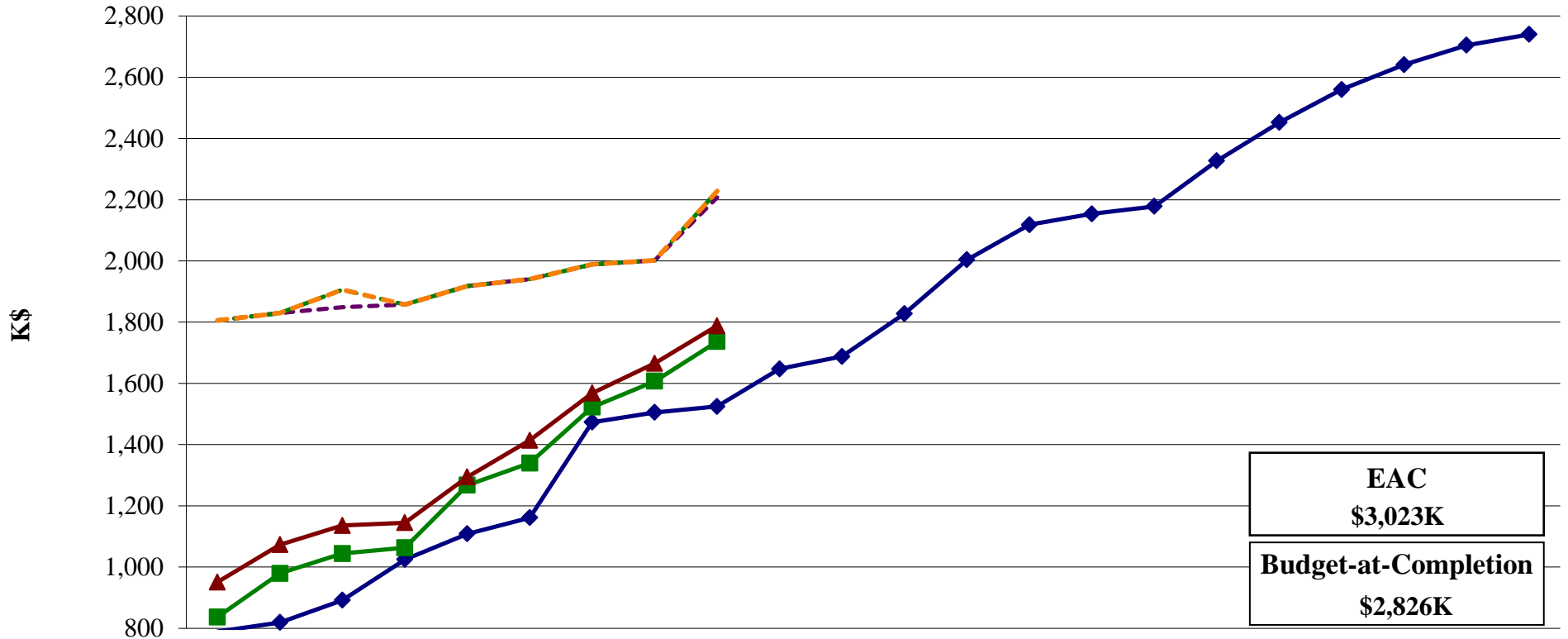
Earned Value \$K



EAC
\$1,197K
Budget-at-Completion
\$1,333K

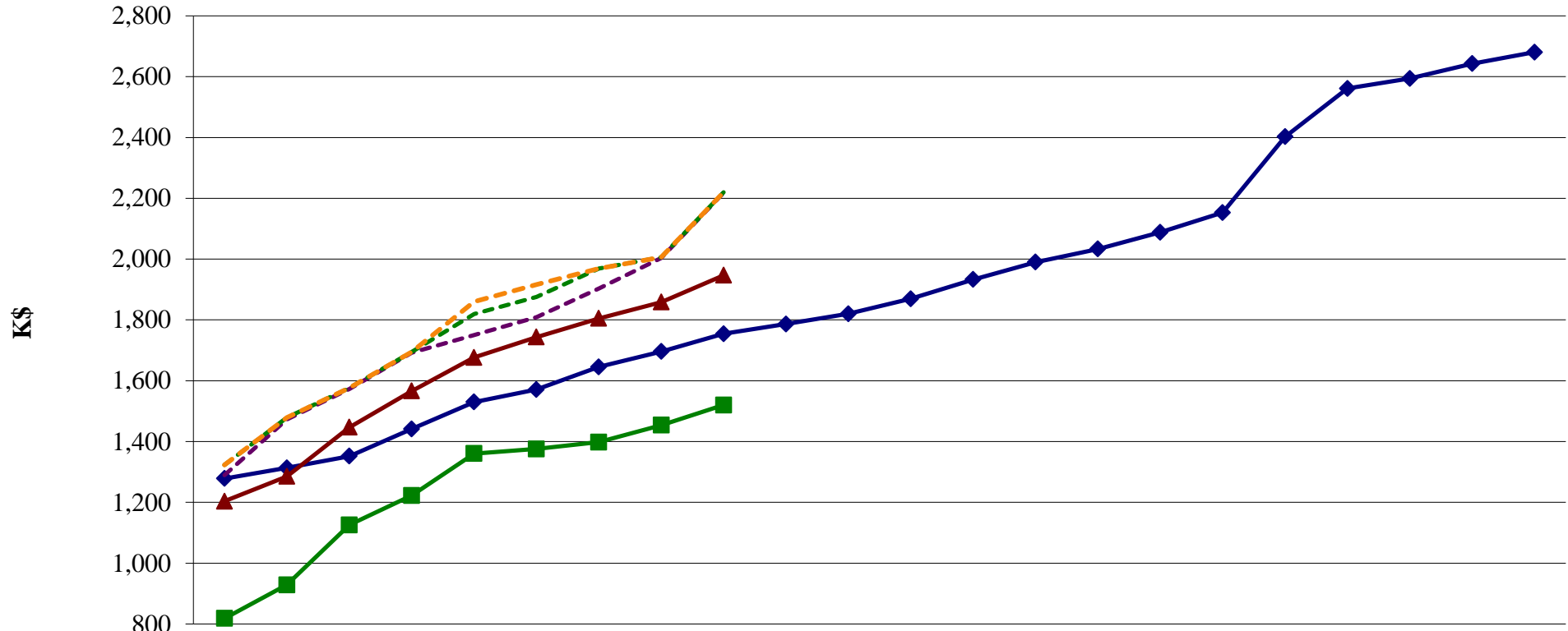
	Dec-11	Jan-12	Feb-12	Mar-12	Apr-12	May-12	Jun-12	Jul-12	Aug-12	Sep-12	Oct-12	Nov-12	Dec-12	Jan-13	Feb-13	Mar-13	Apr-13	May-13	Jun-13	Jul-13	Aug-13	Sep-13
BCWS	123	149	181	210	319	370	478	546	586	918	1,052	1,080	1,102	1,131	1,157	1,250	1,268	1,278	1,288	1,298	1,308	1,318
BCWP	126	145	157	182	224	335	561	615	626													
ACWP	206	222	233	237	262	279	300	350	401													
Obligated	576	592	685	689	701	718	734	748	767													
Pending	576	593	685	689	701	718	734	748	776													
NOFUND & FY13 PRs	576	593	685	689	701	718	734	748	776													

12 GeV 1.4.2.2.3.2 Forward TOF Earned Value \$K



	Dec-11	Jan-12	Feb-12	Mar-12	Apr-12	May-12	Jun-12	Jul-12	Aug-12	Sep-12	Oct-12	Nov-12	Dec-12	Jan-13	Feb-13	Mar-13	Apr-13	May-13	Jun-13	Jul-13	Aug-13	Sep-13
BCWS	789	819	891	1,025	1,108	1,161	1,473	1,505	1,524	1,647	1,688	1,828	2,004	2,118	2,154	2,178	2,327	2,452	2,560	2,641	2,705	2,740
BCWP	837	979	1,044	1,063	1,268	1,340	1,522	1,607	1,737													
ACWP	951	1,073	1,136	1,145	1,294	1,414	1,568	1,665	1,788													
Obligated	1,806	1,829	1,849	1,858	1,918	1,940	1,988	2,001	2,208													
Pending	1,806	1,829	1,906	1,858	1,918	1,940	1,988	2,001	2,228													
NOFUND & FY13 PRs	1,806	1,829	1,906	1,858	1,918	1,940	1,988	2,001	2,228													

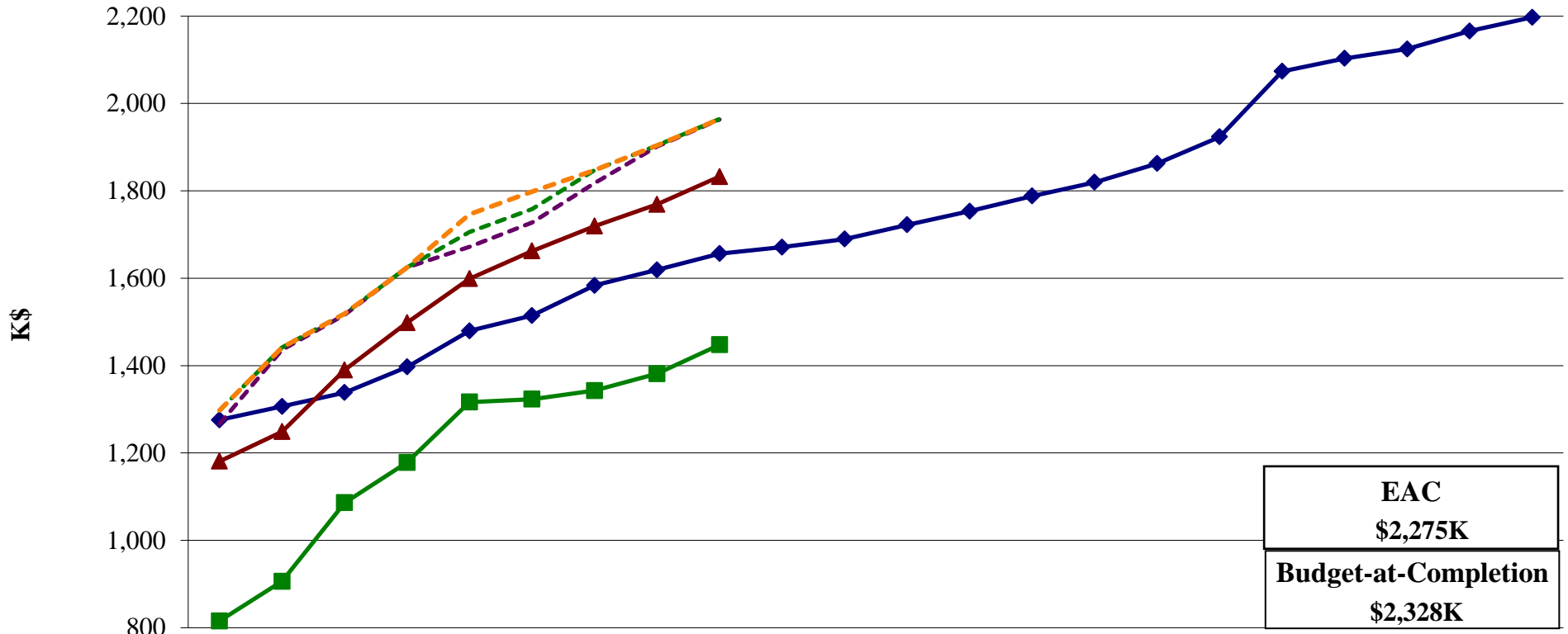
12 GeV 1.4.2.2.4 Cerenkov Earned Value \$K



	Dec-11	Jan-12	Feb-12	Mar-12	Apr-12	May-12	Jun-12	Jul-12	Aug-12	Sep-12	Oct-12	Nov-12	Dec-12	Jan-13	Feb-13	Mar-13	Apr-13	May-13	Jun-13	Jul-13	Aug-13	Sep-13
BCWS	1,278	1,313	1,352	1,441	1,530	1,571	1,645	1,696	1,754	1,786	1,820	1,870	1,933	1,990	2,033	2,088	2,153	2,402	2,561	2,594	2,643	2,680
BCWP	819	929	1,126	1,222	1,360	1,376	1,398	1,454	1,520													
ACWP	1,204	1,285	1,447	1,566	1,677	1,744	1,805	1,859	1,947													
Obligated	1,290	1,473	1,573	1,693	1,750	1,809	1,903	2,003	2,218													
Pending	1,323	1,479	1,576	1,695	1,819	1,876	1,969	2,006	2,219													
NOFUND & FY13 PRs	1,323	1,479	1,576	1,695	1,860	1,916	1,969	2,006	2,219													

12 GeV 1.4.2.2.4.1 High Threshold CC

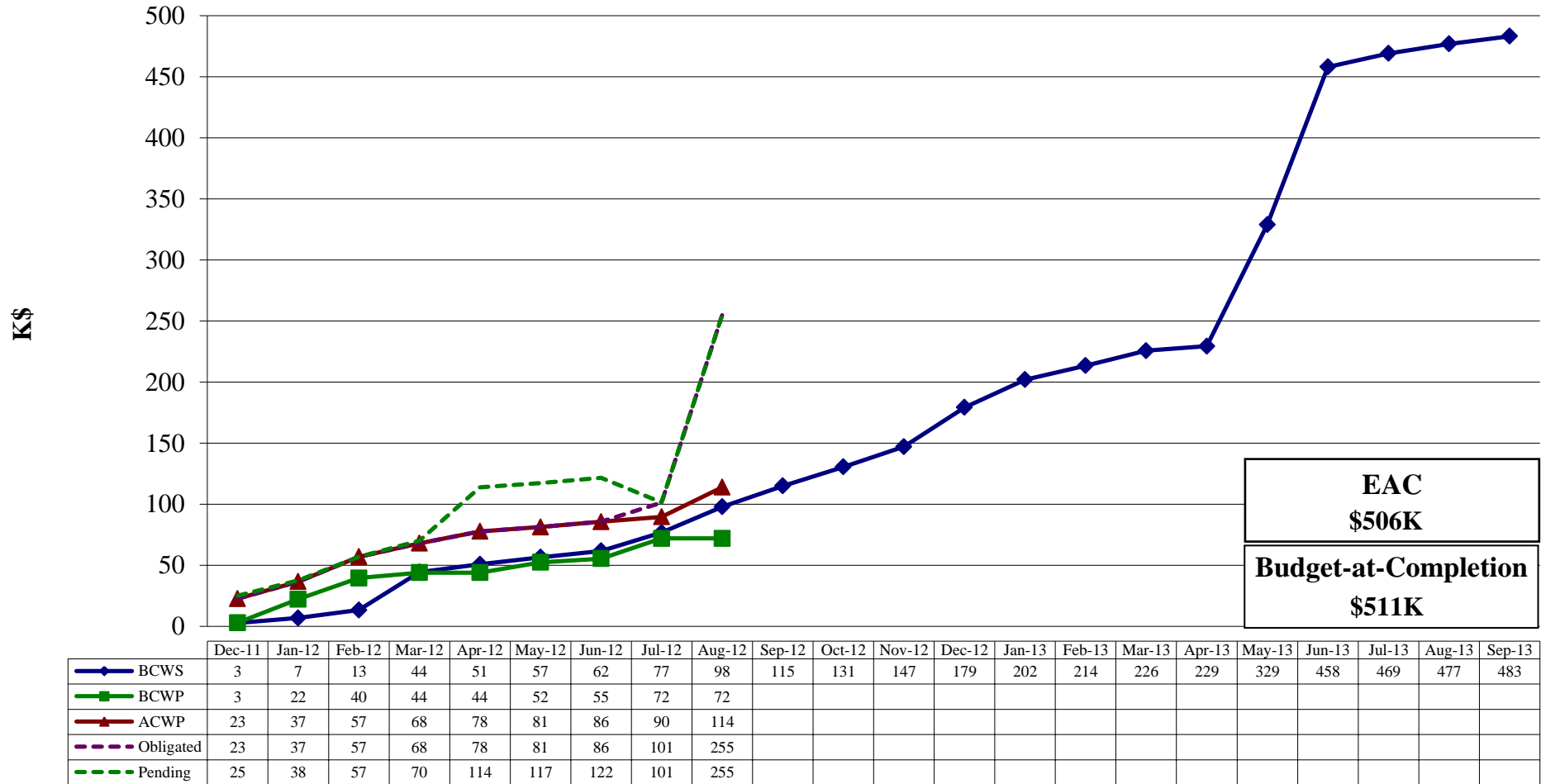
Earned Value \$K



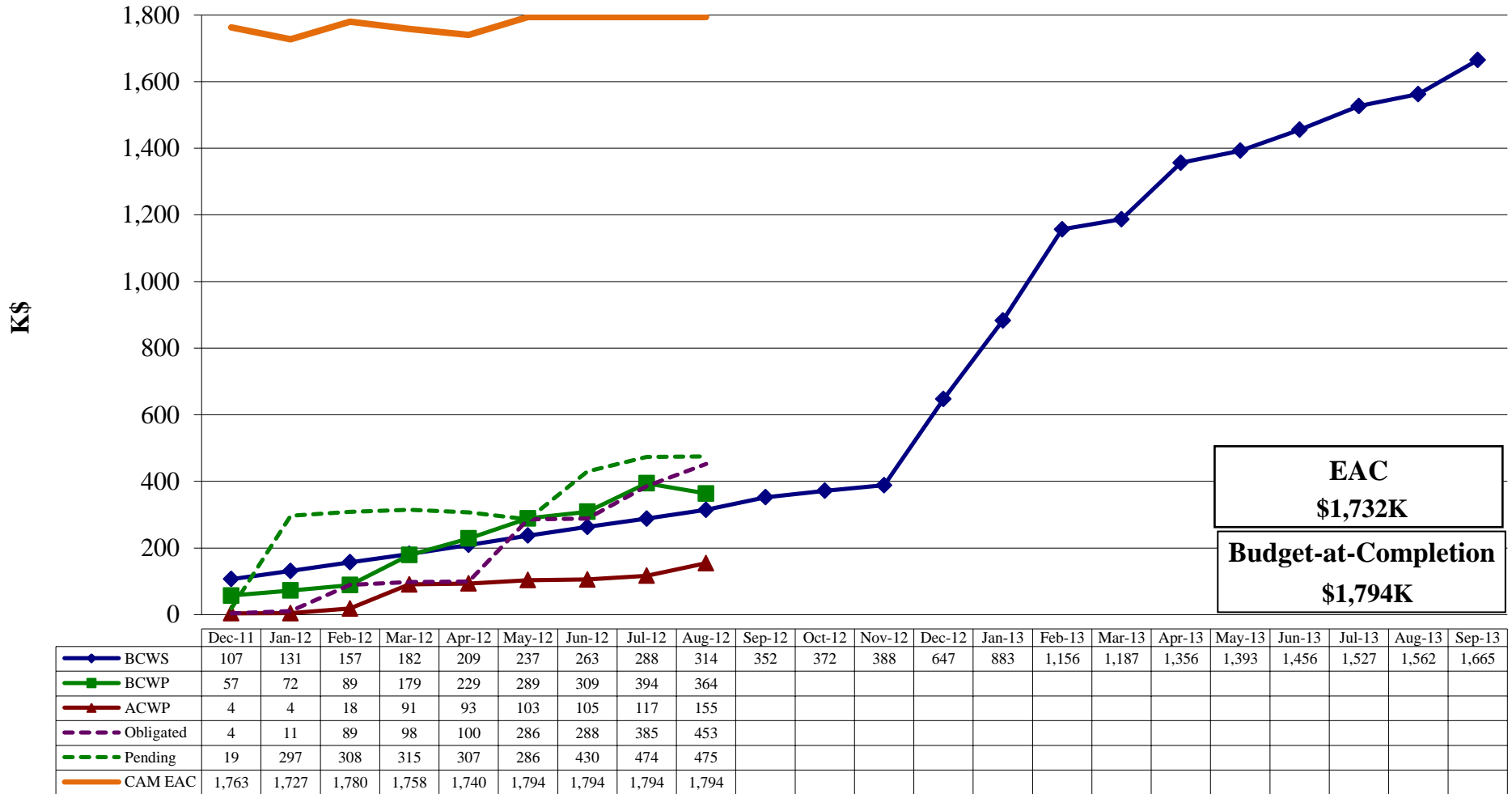
	Dec-11	Jan-12	Feb-12	Mar-12	Apr-12	May-12	Jun-12	Jul-12	Aug-12	Sep-12	Oct-12	Nov-12	Dec-12	Jan-13	Feb-13	Mar-13	Apr-13	May-13	Jun-13	Jul-13	Aug-13	Sep-13
BCWS	1,276	1,306	1,338	1,397	1,479	1,514	1,583	1,619	1,656	1,671	1,690	1,722	1,753	1,788	1,820	1,863	1,923	2,074	2,103	2,125	2,166	2,197
BCWP	815	906	1,086	1,178	1,316	1,323	1,343	1,382	1,448													
ACWP	1,181	1,249	1,390	1,498	1,599	1,662	1,719	1,769	1,833													
Obligated	1,267	1,436	1,516	1,625	1,672	1,728	1,818	1,902	1,964													
Pending	1,298	1,441	1,519	1,625	1,706	1,758	1,847	1,904	1,965													
NOFUND & FY13 PRs	1,298	1,441	1,519	1,625	1,746	1,799	1,847	1,904	1,965													

12 GeV 1.4.2.2.4.2 Low Threshold CC

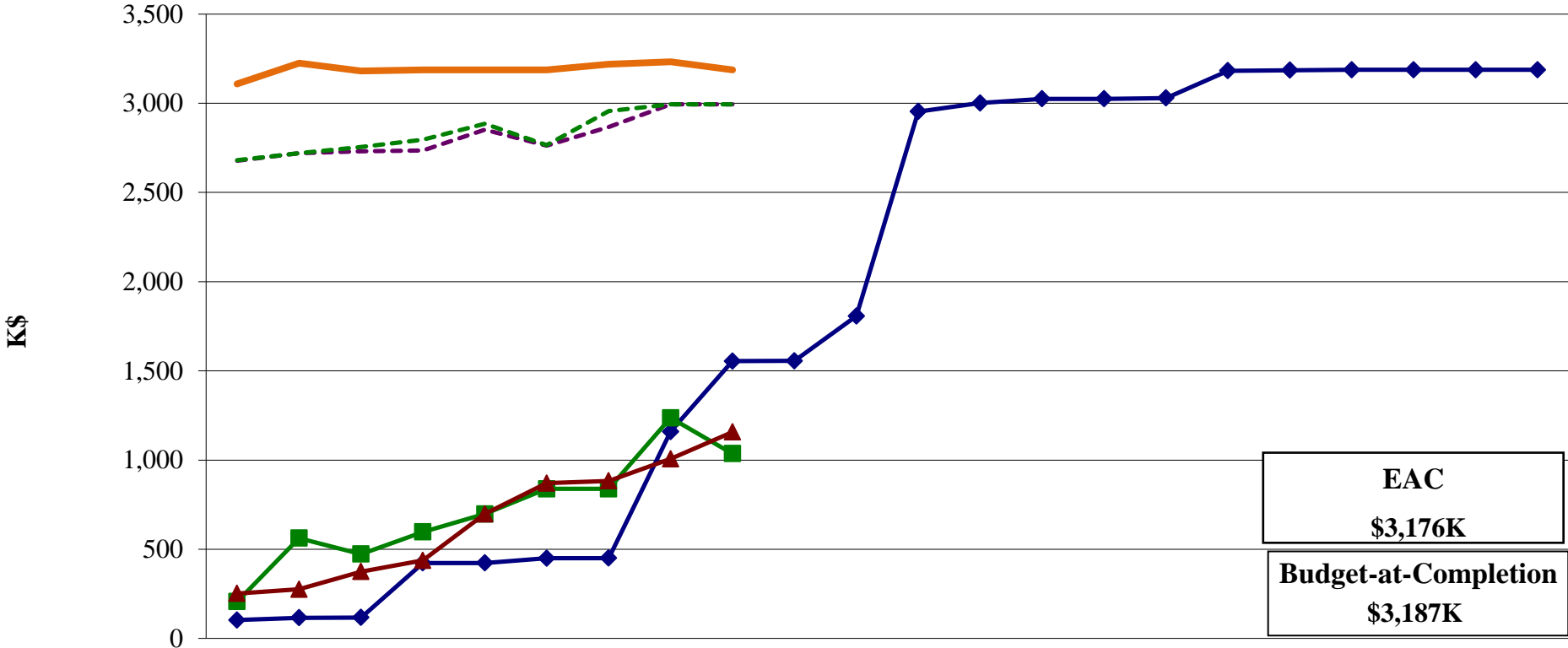
Earned Value \$K



12 GeV 1.4.2.3 Computing Earned Value \$K



12 GeV 1.4.2.4 Electronics Earned Value \$K

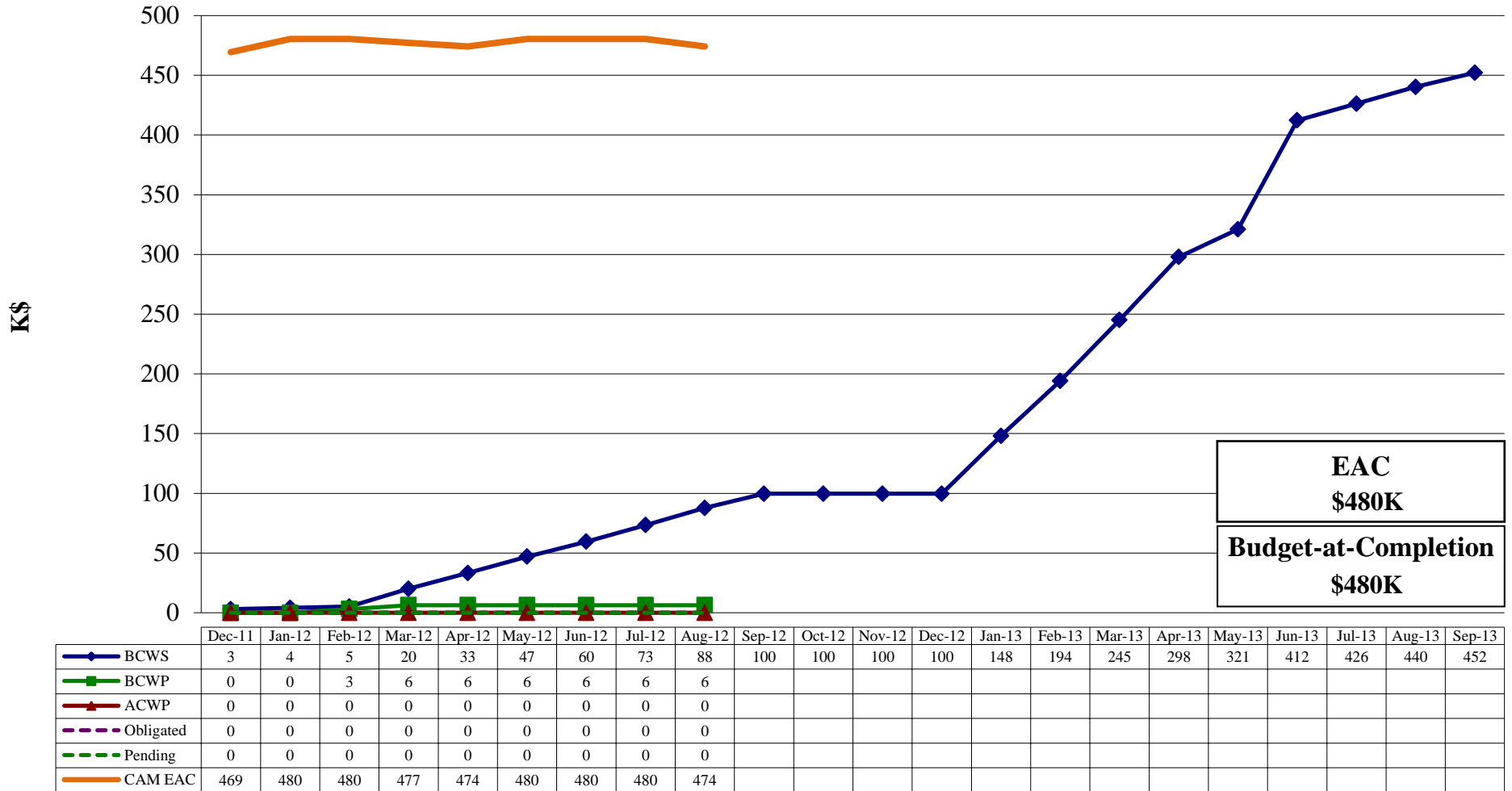


EAC \$3,176K
Budget-at-Completion \$3,187K

	Dec-11	Jan-12	Feb-12	Mar-12	Apr-12	May-12	Jun-12	Jul-12	Aug-12	Sep-12	Oct-12	Nov-12	Dec-12	Jan-13	Feb-13	Mar-13	Apr-13	May-13	Jun-13	Jul-13	Aug-13	Sep-13
BCWS	104	116	118	423	423	450	450	1,159	1,554	1,556	1,808	2,954	3,001	3,025	3,025	3,029	3,182	3,185	3,187	3,187	3,187	3,187
BCWP	207	563	473	597	698	839	839	1,237	1,036													
ACWP	252	276	375	438	698	870	883	1,006	1,157													
Obligated	2,678	2,720	2,730	2,736	2,852	2,762	2,866	2,993	2,994													
Pending	2,681	2,720	2,755	2,796	2,885	2,765	2,956	2,993	2,994													
CAM EAC	3,108	3,225	3,180	3,187	3,187	3,187	3,219	3,232	3,187													

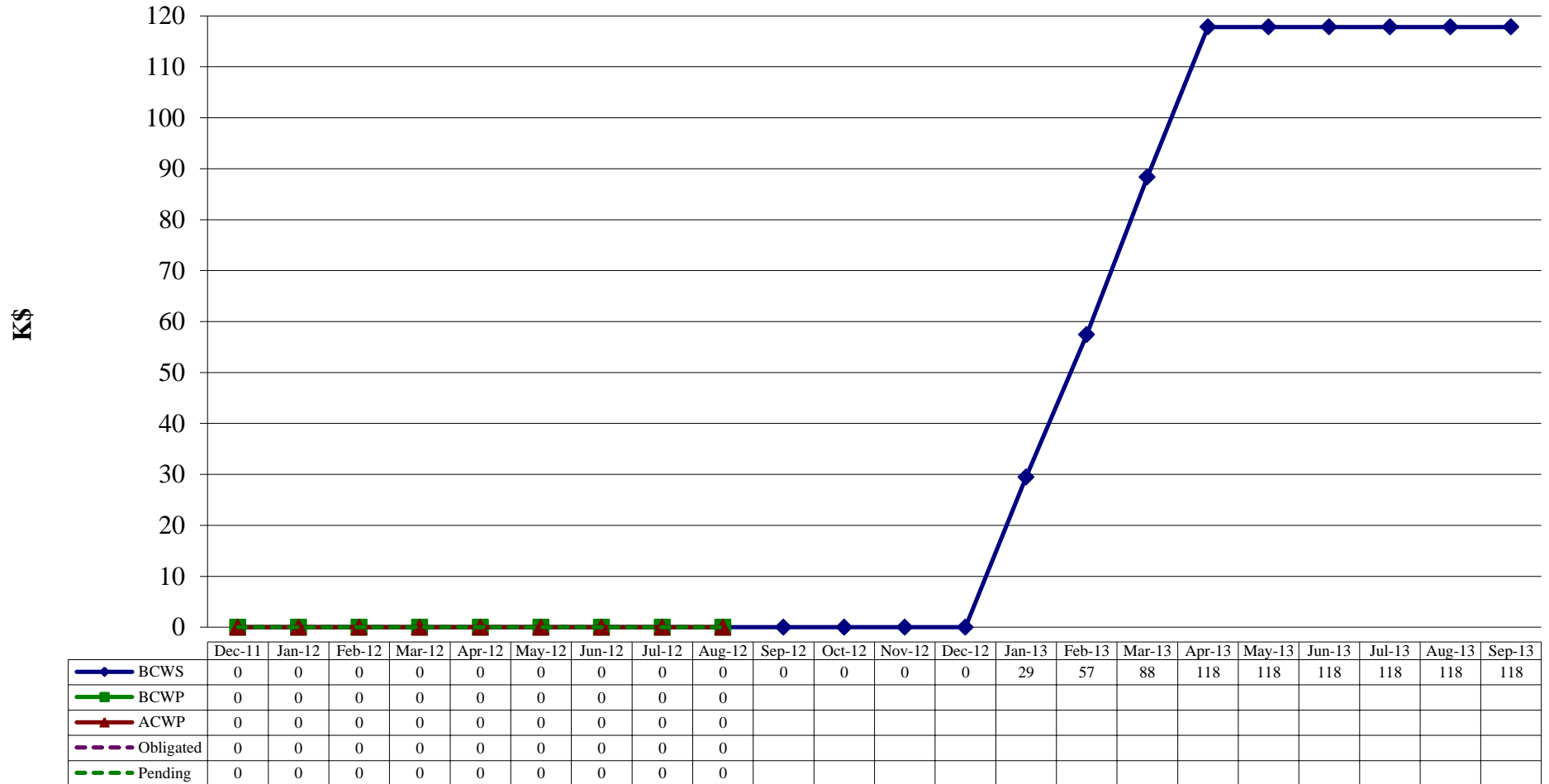
12 GeV 1.4.2.5 Beamline

Earned Value \$K



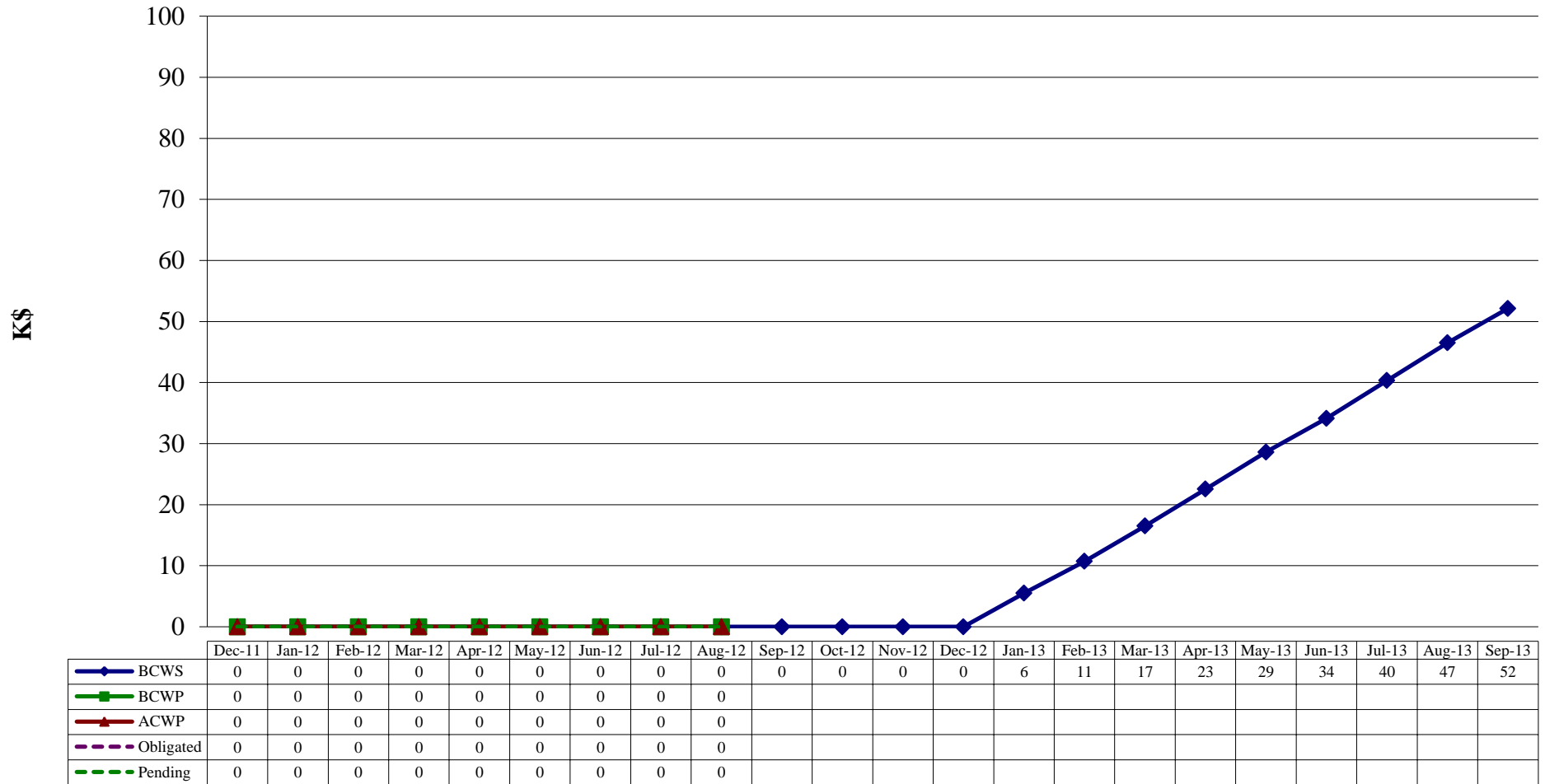
12 GeV 1.4.2.5.1 Faraday Cup Upgrade

Earned Value \$K



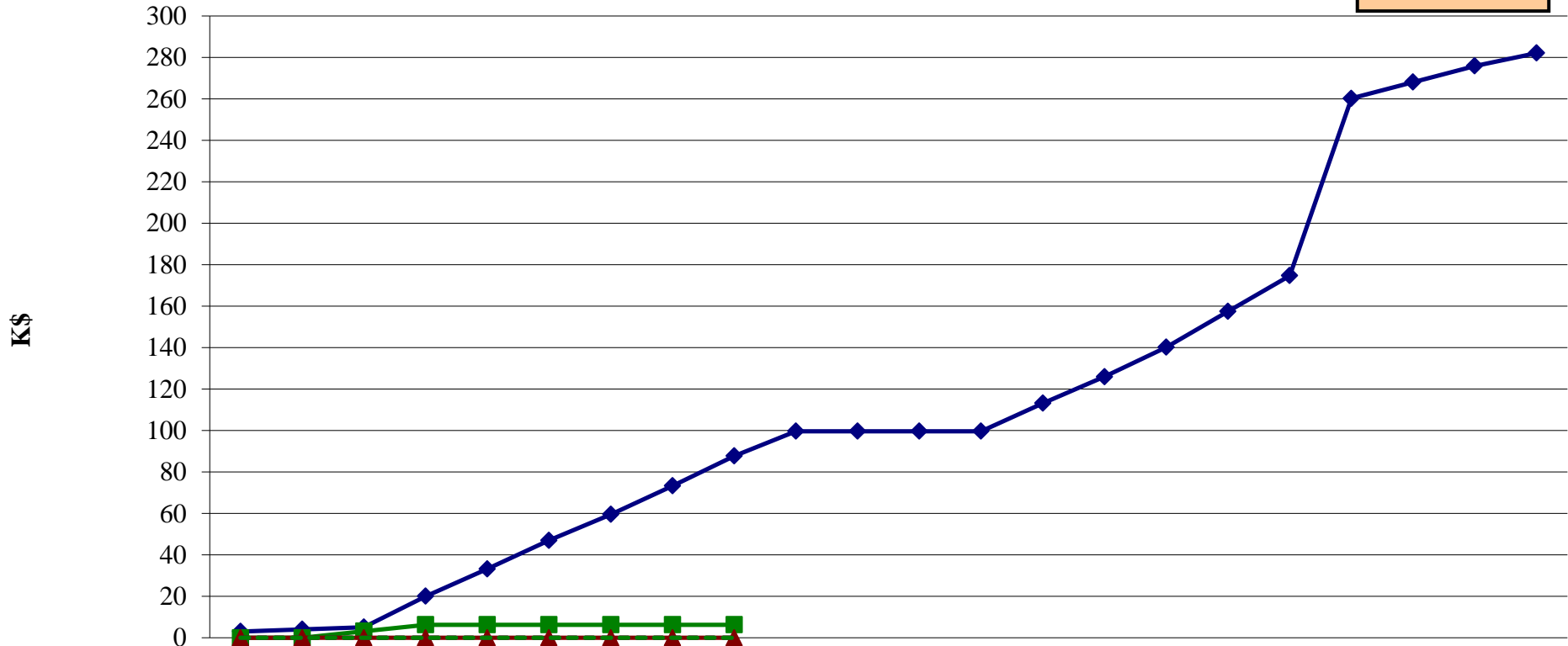
12 GeV 1.4.2.5.2 Moller Polarimeter Upgrade

Earned Value \$K



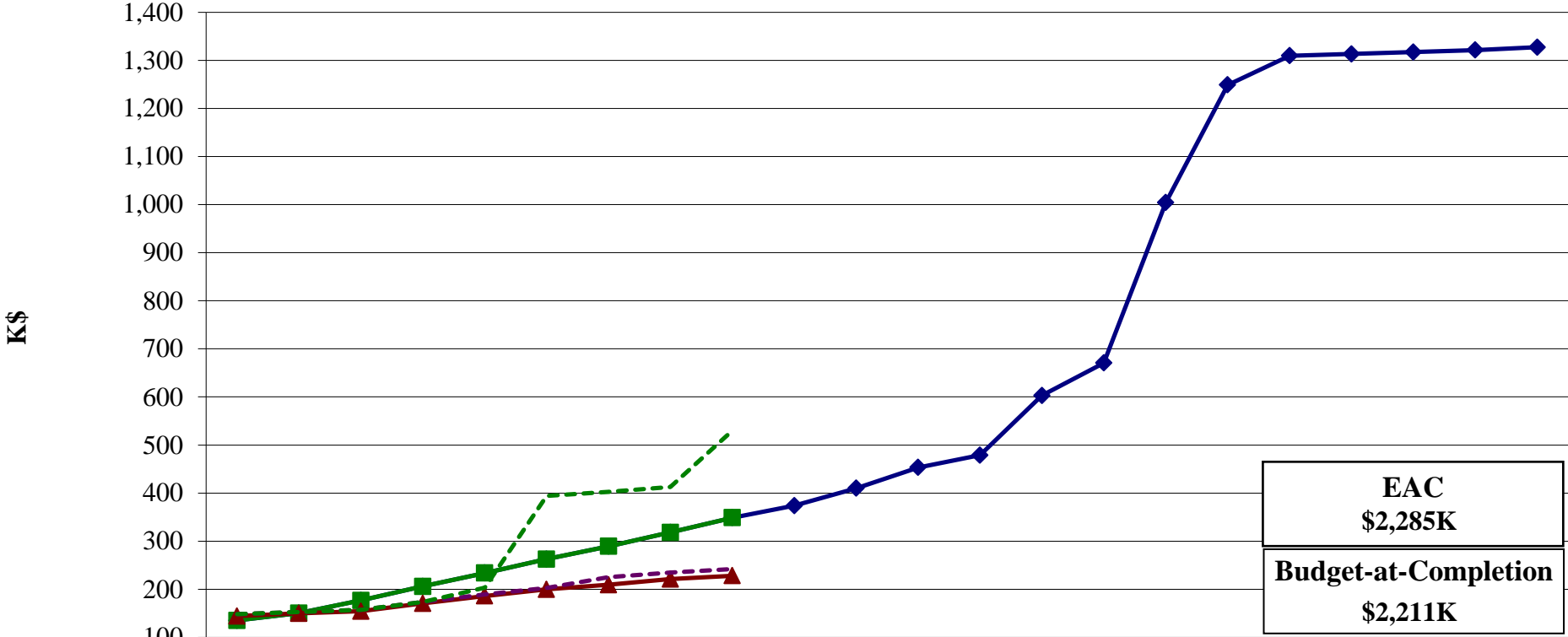
12 GeV 1.4.2.5.4 Components Earned Value \$K

Account
Closed



	Dec-11	Jan-12	Feb-12	Mar-12	Apr-12	May-12	Jun-12	Jul-12	Aug-12	Sep-12	Oct-12	Nov-12	Dec-12	Jan-13	Feb-13	Mar-13	Apr-13	May-13	Jun-13	Jul-13	Aug-13	Sep-13
BCWS	3	4	5	20	33	47	60	73	88	100	100	100	100	113	126	140	157	175	260	268	276	282
BCWP	0	0	3	6	6	6	6	6	6										260			
ACWP	0	0	0	0	0	0	0	0	0													
Obligated	0	0	0	0	0	0	0	0	0													
Pending	0	0	0	0	0	0	0	0	0													

12 GeV 1.4.2.6 Infrastructure Earned Value \$K

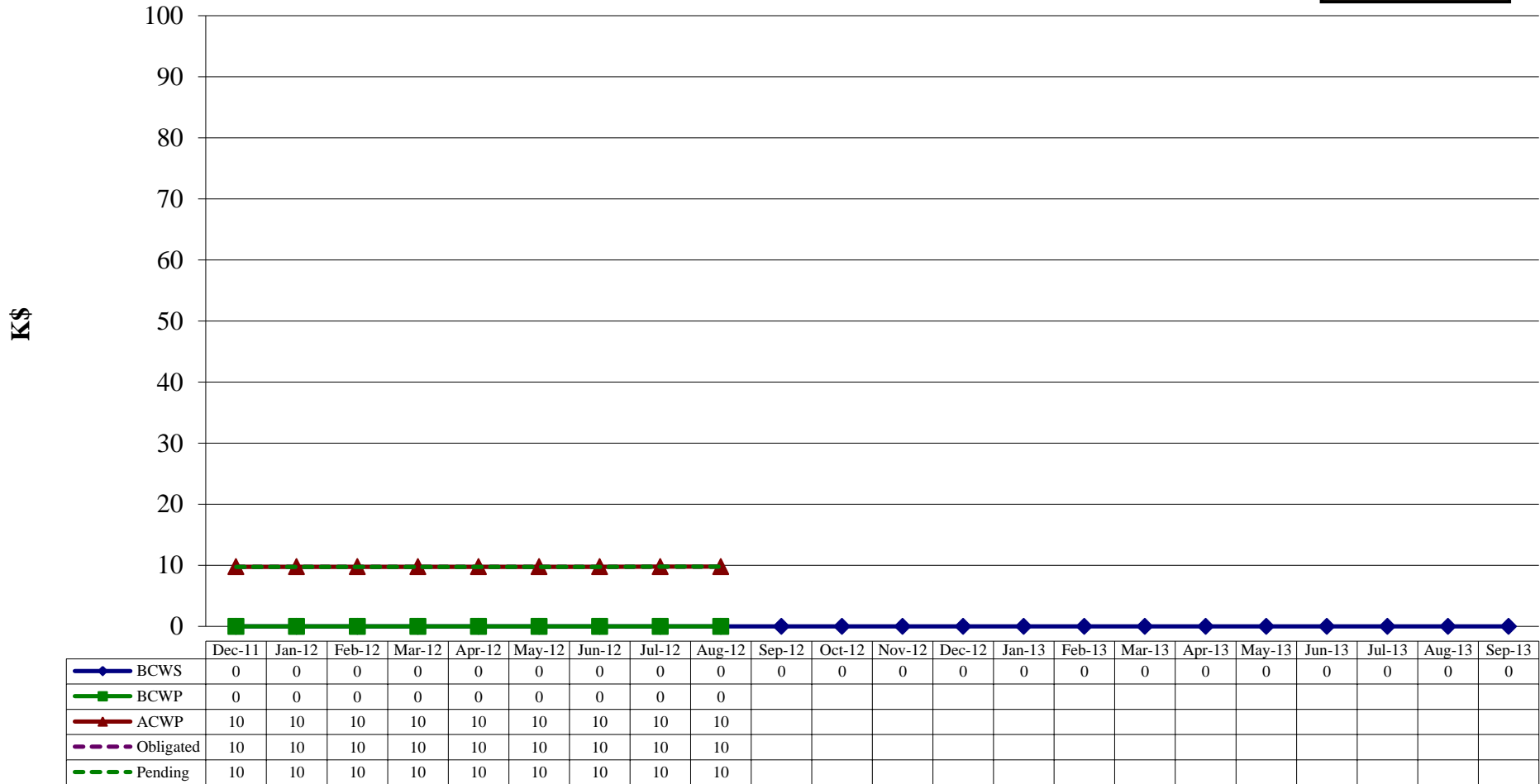


EAC \$2,285K
Budget-at-Completion \$2,211K

	Dec-11	Jan-12	Feb-12	Mar-12	Apr-12	May-12	Jun-12	Jul-12	Aug-12	Sep-12	Oct-12	Nov-12	Dec-12	Jan-13	Feb-13	Mar-13	Apr-13	May-13	Jun-13	Jul-13	Aug-13	Sep-13	
BCWS	135	150	177	206	234	263	289	318	349	374	410	453	479	603	671	1,004	1,249	1,310	1,313	1,317	1,321	1,327	
BCWP	135	150	177	206	234	263	289	318	349														
ACWP	144	150	154	170	186	200	209	221	228														
Obligated	148	153	157	173	189	203	225	235	242														
Pending	148	153	157	173	203	394	403	413	530														
CAM EAC	2,212	2,201	2,203	2,188	2,175	2,211	2,211	2,211	2,211														

12 GeV 1.4.2.6.1 Utilities Earned Value \$K

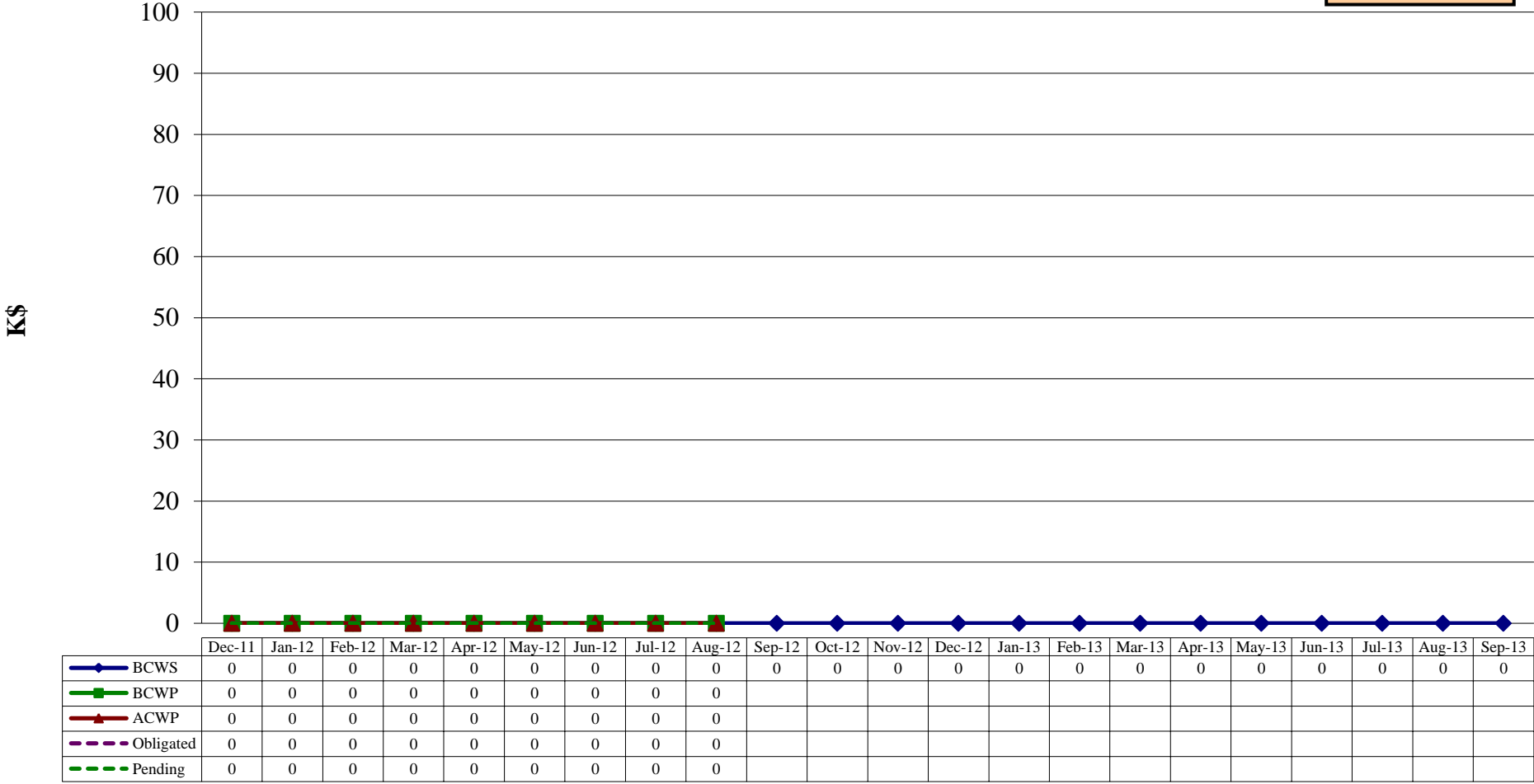
Account
Closed



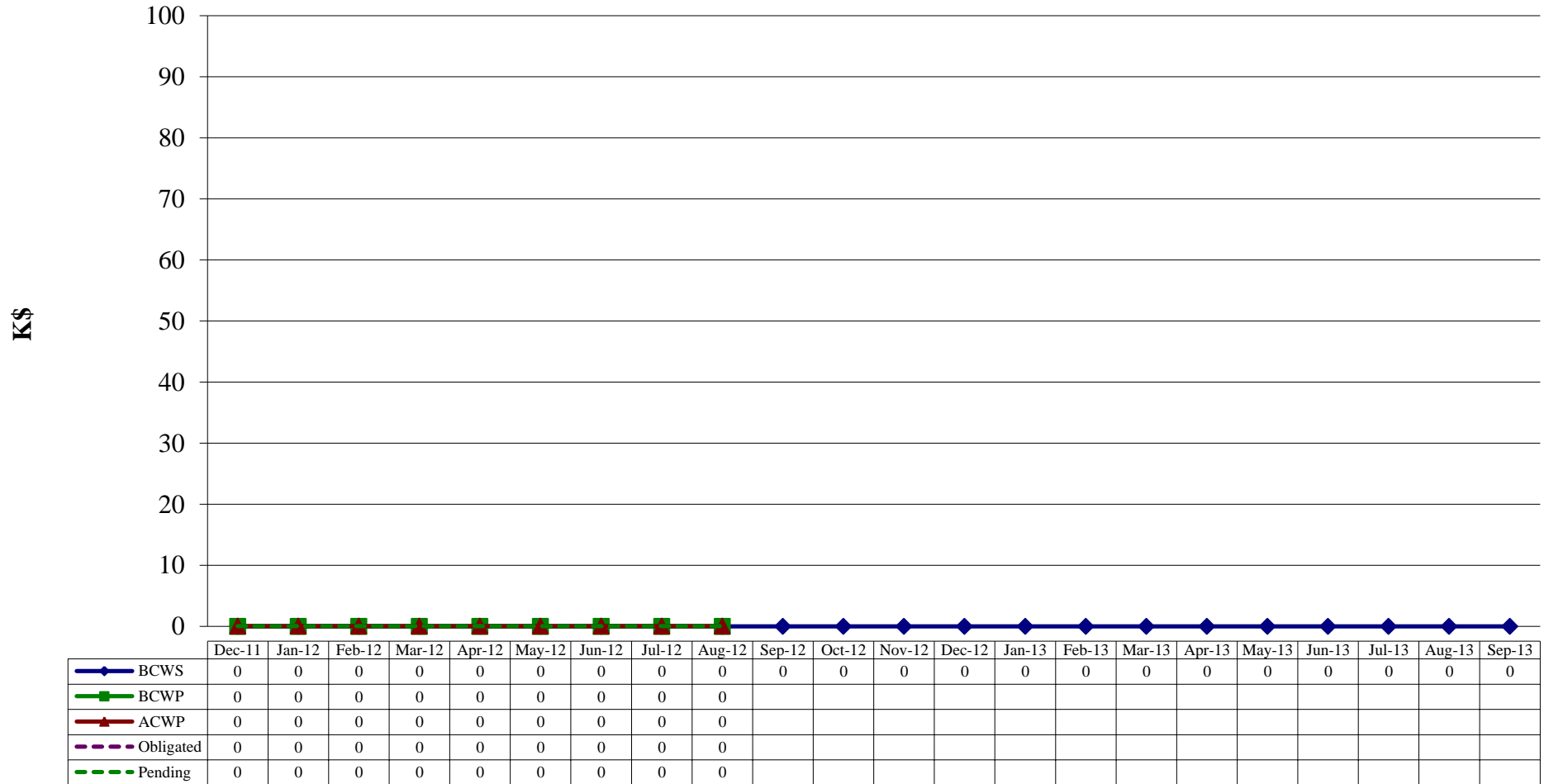
12 GeV 1.4.2.6.2 Mechanical Frames

Earned Value \$K

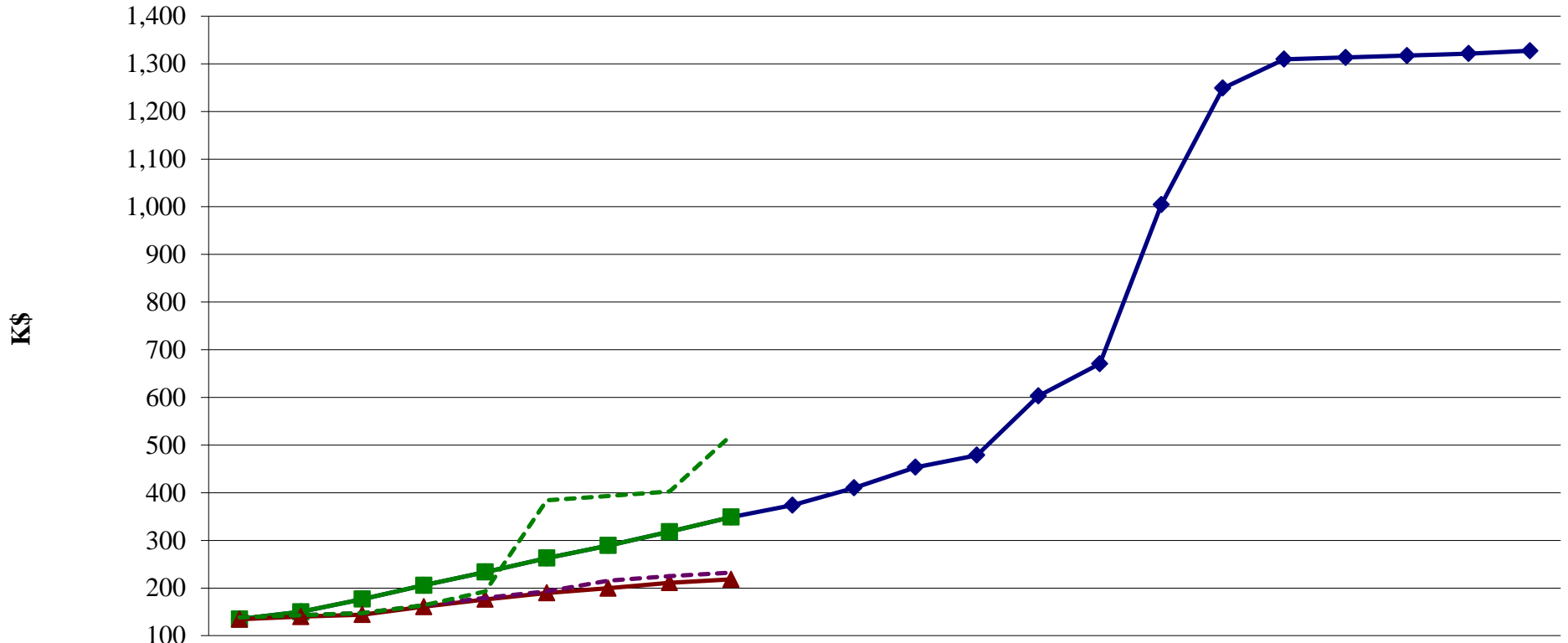
Account
Closed



12 GeV 1.4.2.6.3 Assembly Earned Value \$K

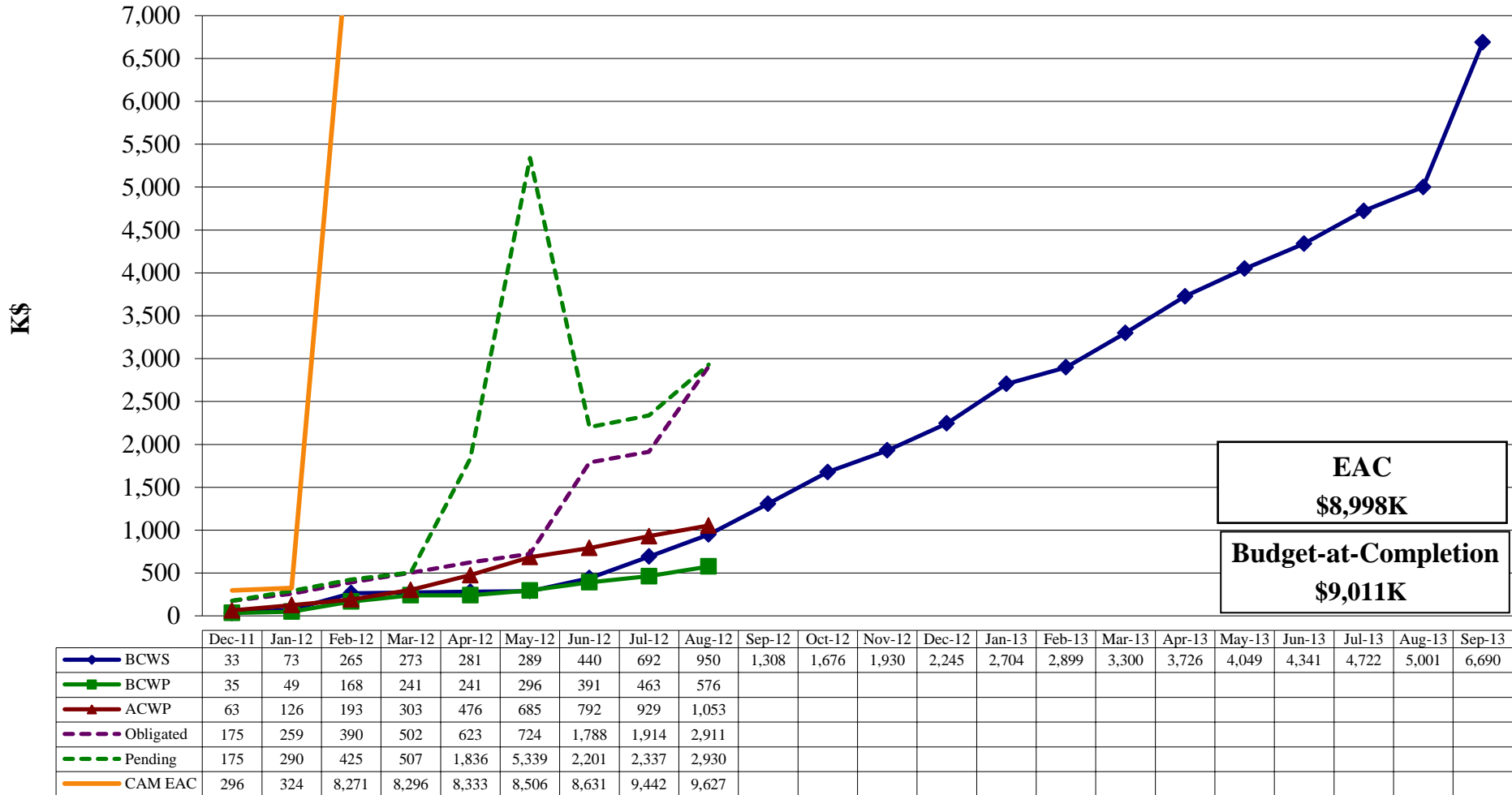


12 GeV 1.4.2.6.4 Installation Earned Value \$K

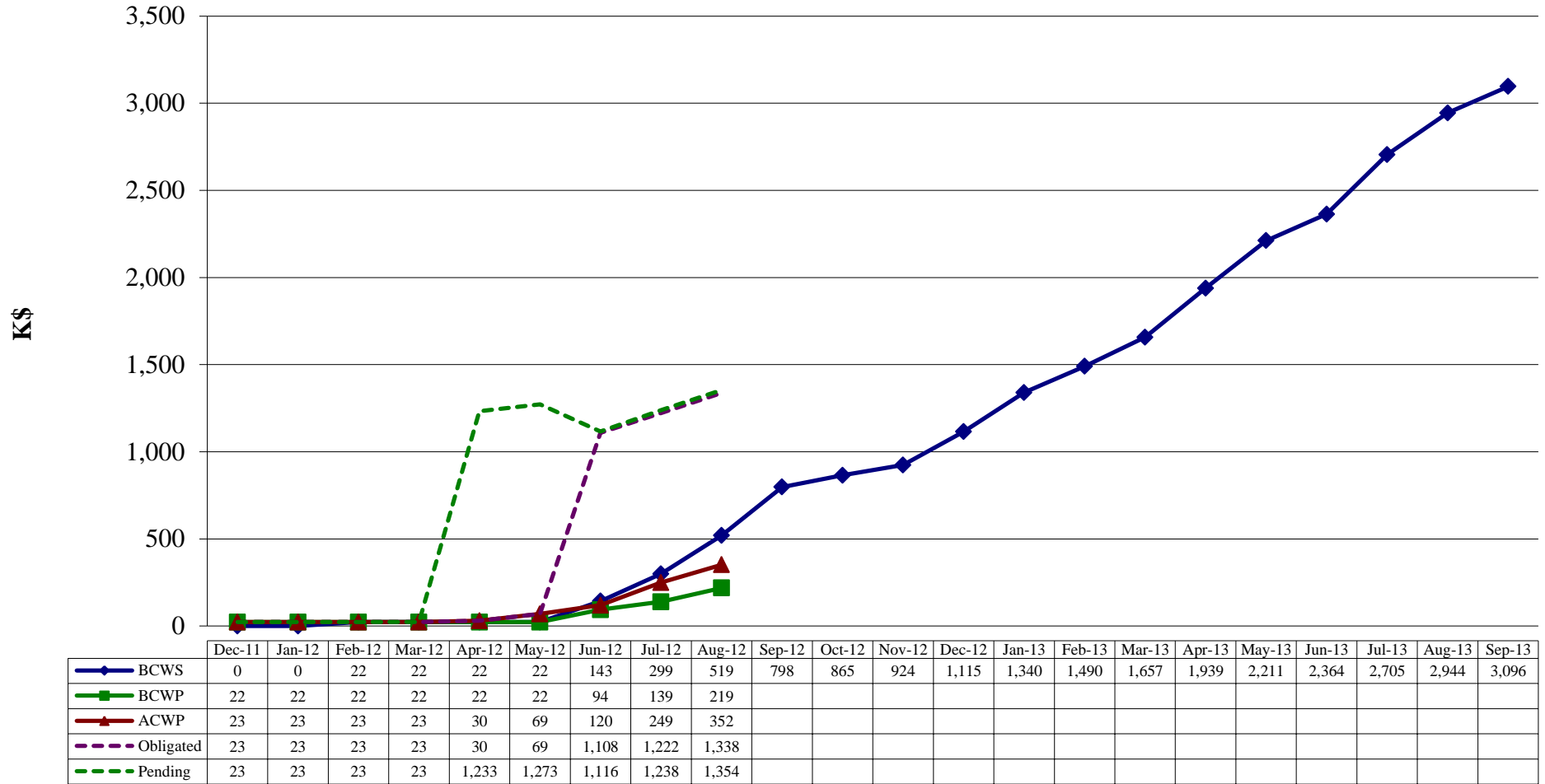


	Dec-11	Jan-12	Feb-12	Mar-12	Apr-12	May-12	Jun-12	Jul-12	Aug-12	Sep-12	Oct-12	Nov-12	Dec-12	Jan-13	Feb-13	Mar-13	Apr-13	May-13	Jun-13	Jul-13	Aug-13	Sep-13
BCWS	135	150	177	206	234	263	289	318	349	374	410	453	479	603	671	1,004	1,249	1,310	1,313	1,317	1,321	1,327
BCWP	135	150	177	206	234	263	289	318	349													
ACWP	134	140	144	161	176	190	200	211	218													
Obligated	138	143	147	164	179	193	216	225	232													
Pending	138	143	147	164	193	384	393	403	520													

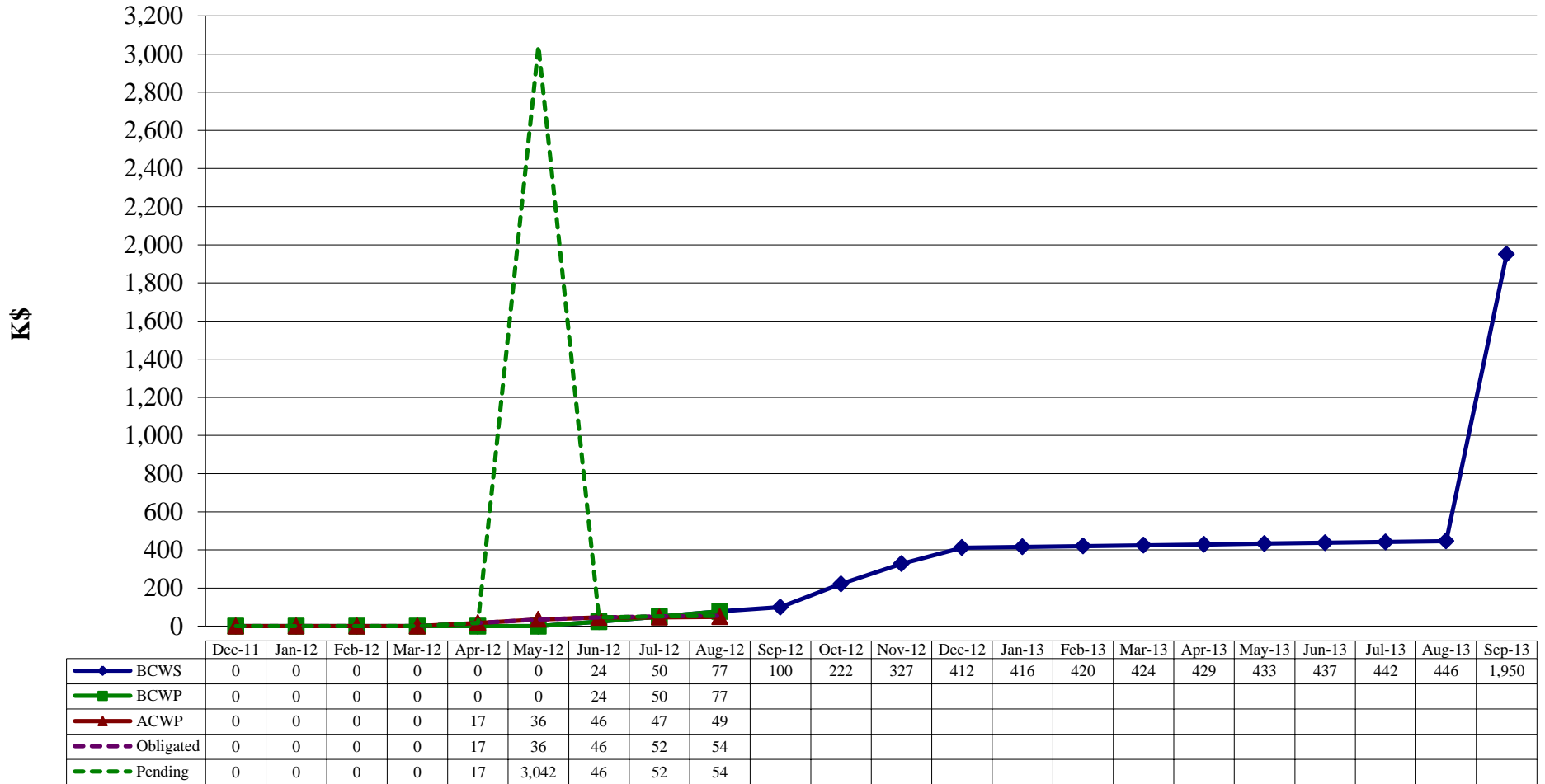
12 GeV 1.4.2.7 Hall B Magnet New Vendor Earned Value \$K



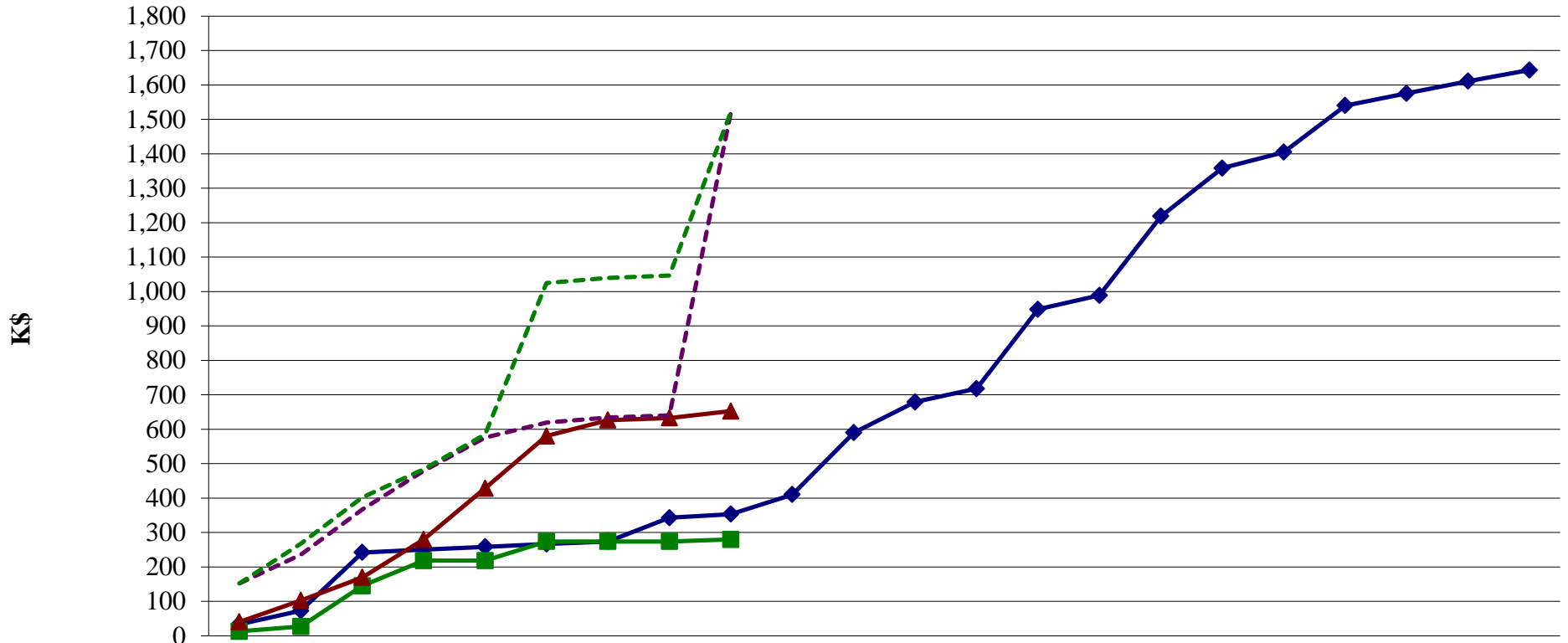
12 GeV 1.4.2.7.1 Torus New Vendor Earned Value \$K



12 GeV 1.4.2.7.2 Solenoid New Vendor Earned Value \$K



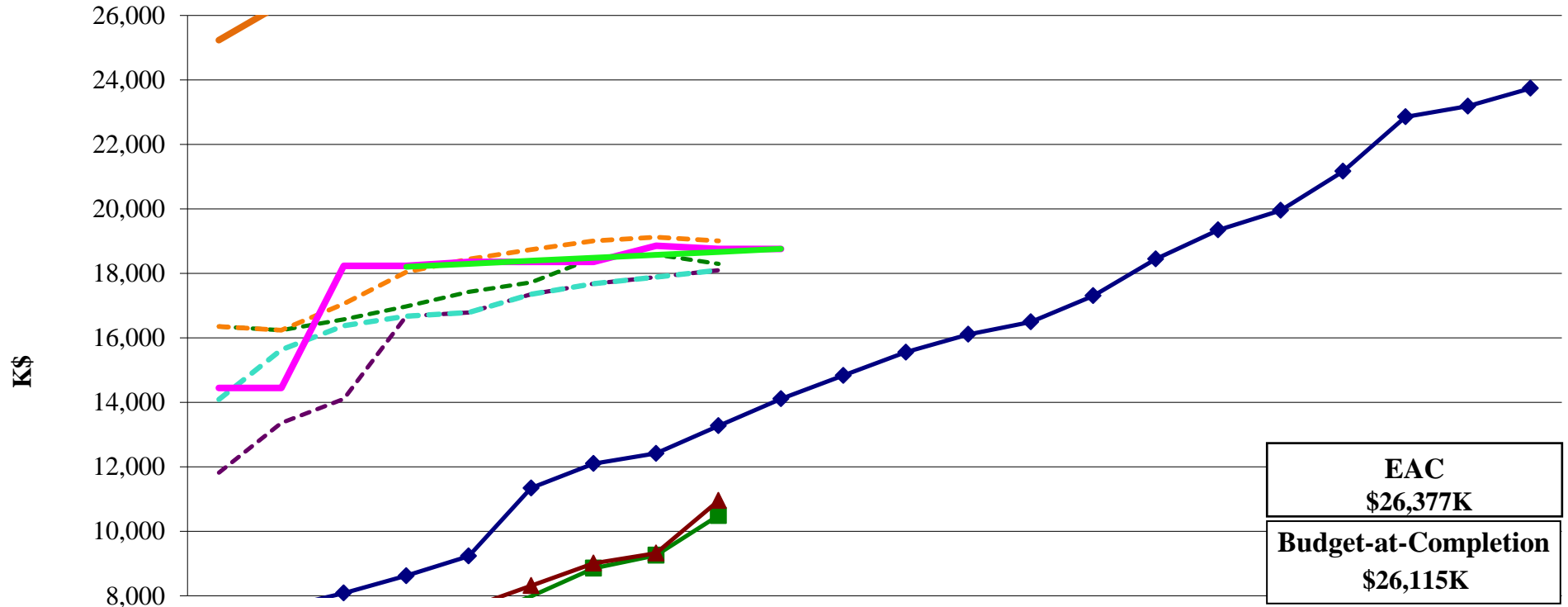
12 GeV 1.4.2.7.3 Infrastructure Earned Value \$K



	Dec-11	Jan-12	Feb-12	Mar-12	Apr-12	May-12	Jun-12	Jul-12	Aug-12	Sep-12	Oct-12	Nov-12	Dec-12	Jan-13	Feb-13	Mar-13	Apr-13	May-13	Jun-13	Jul-13	Aug-13	Sep-13	
BCWS	33	73	242	250	258	267	274	343	353	410	590	679	718	948	989	1,219	1,358	1,405	1,540	1,576	1,611	1,643	
BCWP	13	27	145	219	219	274	274	274	280														
ACWP	40	103	170	280	429	580	626	633	653														
Obligated	152	236	367	479	575	619	634	640	1,519														
Pending	152	267	402	484	585	1,025	1,040	1,047	1,522														

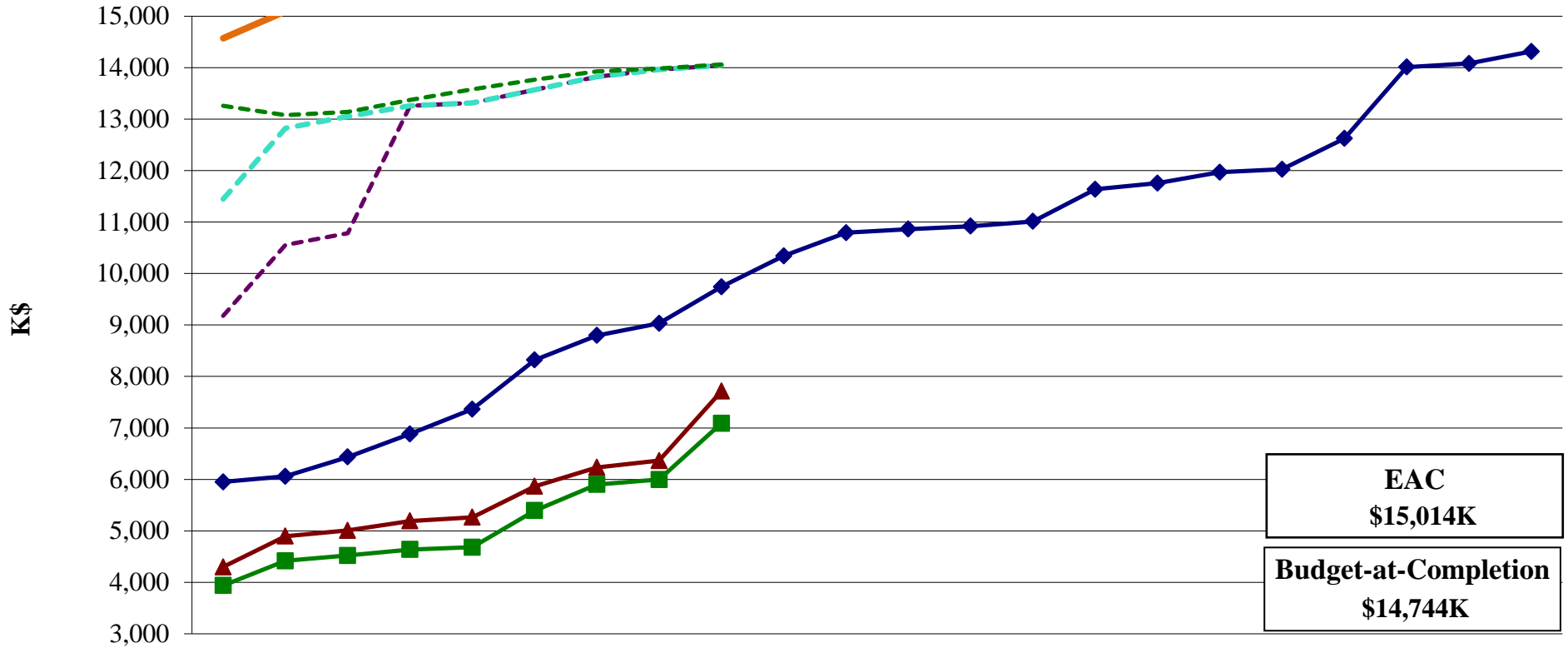
12 GeV 1.4.3 Construction Hall C

Earned Value \$K



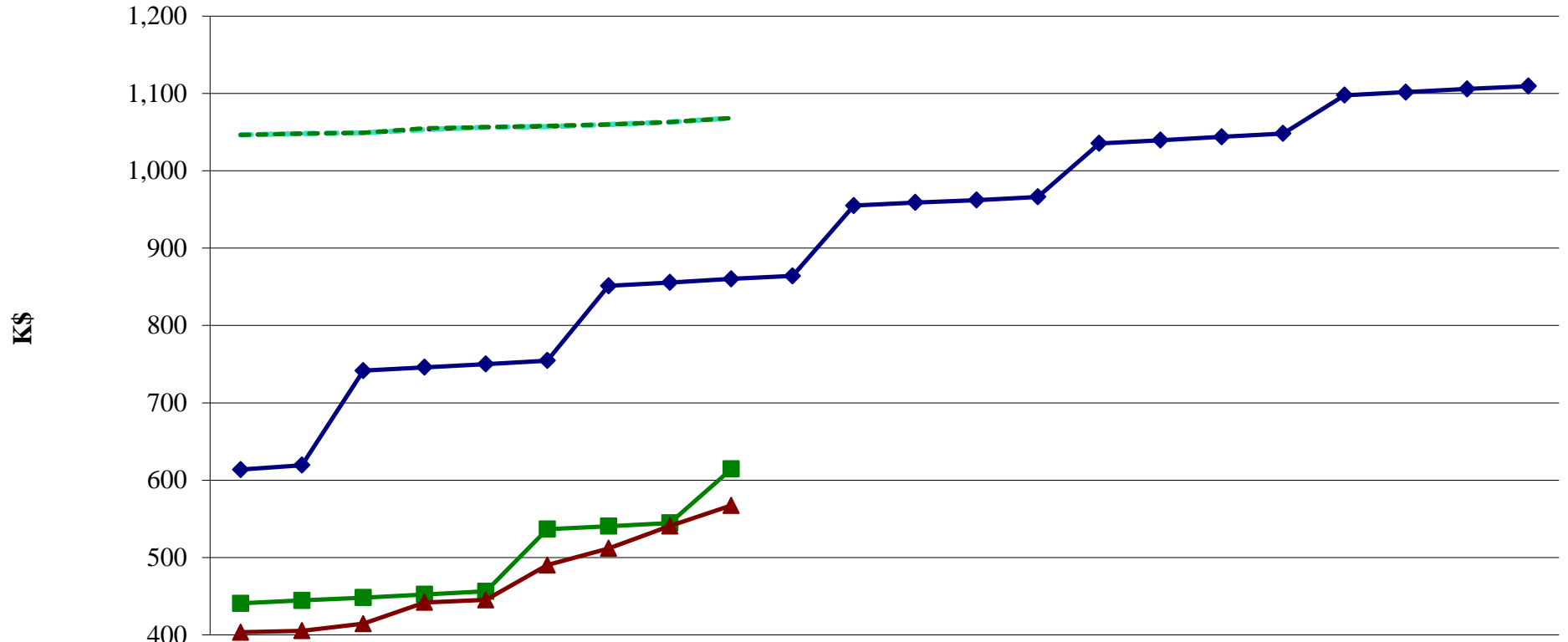
	Dec-11	Jan-12	Feb-12	Mar-12	Apr-12	May-12	Jun-12	Jul-12	Aug-12	Sep-12	Oct-12	Nov-12	Dec-12	Jan-13	Feb-13	Mar-13	Apr-13	May-13	Jun-13	Jul-13	Aug-13	Sep-13
BCWS	7,413	7,628	8,088	8,622	9,234	11,342	12,104	12,419	13,274	14,109	14,837	15,557	16,112	16,495	17,307	18,445	19,347	19,954	21,166	22,857	23,188	23,742
BCWP	5,443	6,240	6,533	6,806	7,212	7,987	8,855	9,257	10,491													
ACWP	5,698	6,577	6,848	7,223	7,626	8,314	9,010	9,323	10,953													
Obligated	11,819	13,359	14,108	16,675	16,792	17,356	17,678	17,885	18,097													
FY12 Phase POs	14,089	15,629	16,378	16,675	16,792	17,356	17,678	17,885	18,097													
Pending	16,353	16,242	16,578	16,978	17,424	17,719	18,474	18,585	18,299													
NOFUND & FY13 PRs	16,353	16,242	17,056	18,045	18,444	18,740	19,011	19,122	19,007													
Funding	14,450	14,450	18,235	18,235	18,362	18,362	18,362	18,862	18,762	18,762												
CAM EAC	25,232	26,360	26,459	26,464	26,558	26,568	26,746	26,315	26,188													
Labor Set-a-Side				18,207	18,299	18,392	18,484	18,577	18,669	18,762												

12 GeV 1.4.3.1 Magnet Earned Value \$K



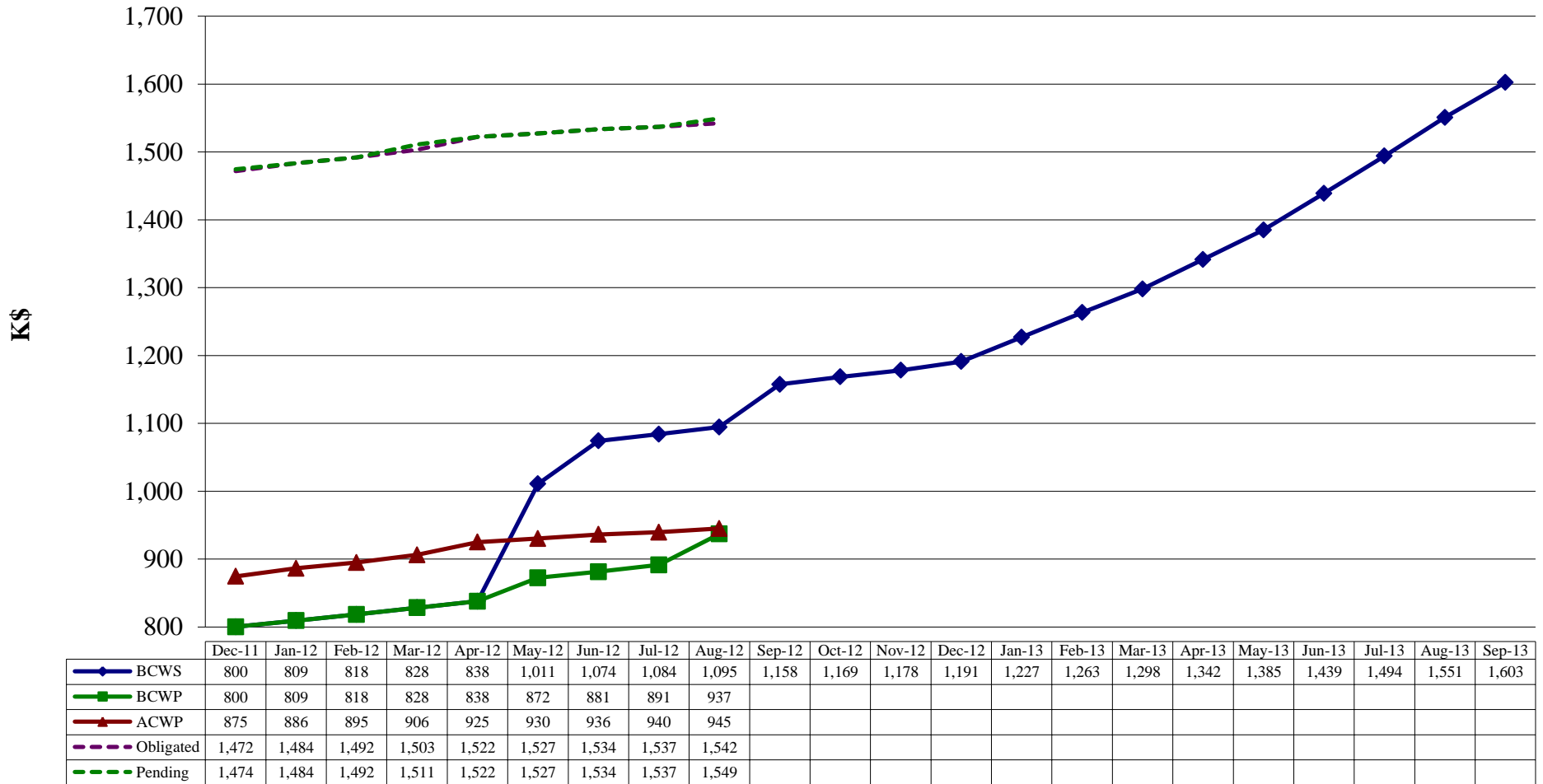
	Dec-11	Jan-12	Feb-12	Mar-12	Apr-12	May-12	Jun-12	Jul-12	Aug-12	Sep-12	Oct-12	Nov-12	Dec-12	Jan-13	Feb-13	Mar-13	Apr-13	May-13	Jun-13	Jul-13	Aug-13	Sep-13	
BCWS	5,951	6,059	6,434	6,882	7,364	8,319	8,796	9,031	9,742	10,342	10,791	10,861	10,920	11,012	11,636	11,756	11,969	12,025	12,622	14,011	14,081	14,314	
BCWP	3,938	4,417	4,521	4,637	4,683	5,394	5,902	5,996	7,089														
ACWP	4,298	4,897	5,007	5,191	5,264	5,865	6,233	6,365	7,713														
Obligated	9,177	10,555	10,782	13,259	13,313	13,571	13,822	13,962	14,047														
FY12 Phase POs	11,448	12,826	13,052	13,259	13,313	13,571	13,822	13,962	14,047														
Pending	13,260	13,078	13,139	13,373	13,581	13,765	13,925	13,981	14,059														
CAM EAC	14,571	15,094	15,203	15,220	15,286	15,319	15,480	15,075	15,113														

12 GeV 1.4.3.1.1 HB Magnet Earned Value \$K



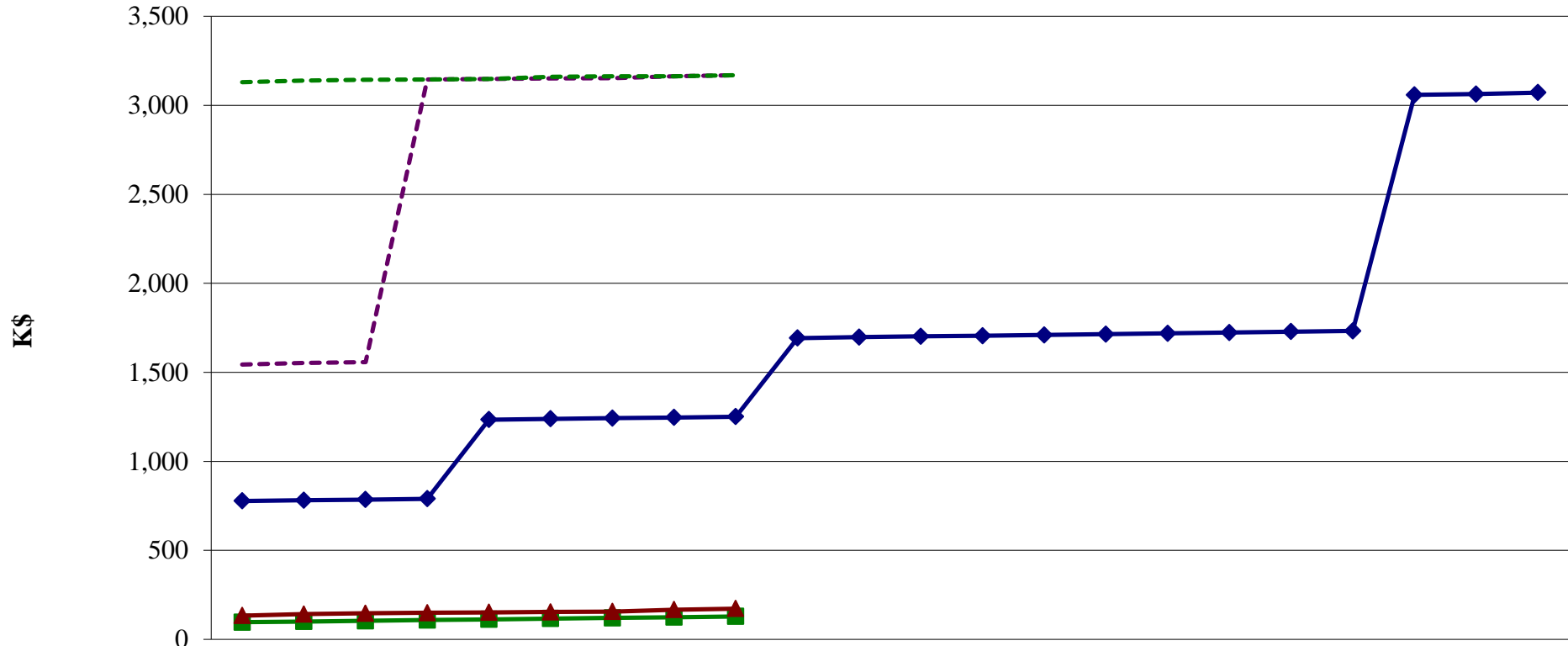
	Dec-11	Jan-12	Feb-12	Mar-12	Apr-12	May-12	Jun-12	Jul-12	Aug-12	Sep-12	Oct-12	Nov-12	Dec-12	Jan-13	Feb-13	Mar-13	Apr-13	May-13	Jun-13	Jul-13	Aug-13	Sep-13
BCWS	614	619	742	746	750	755	851	856	860	864	955	959	962	966	1,035	1,040	1,044	1,048	1,098	1,102	1,106	1,109
BCWP	441	445	448	452	456	537	540	545	615													
ACWP	403	405	414	442	445	490	512	541	567													
Obligated	1,046	1,048	1,049	1,053	1,057	1,057	1,060	1,063	1,068													
FY12 Phase POs	1,046	1,048	1,049	1,053	1,057	1,057	1,060	1,063	1,068													
Pending	1,046	1,048	1,049	1,055	1,057	1,058	1,060	1,063	1,068													

12 GeV 1.4.3.1.2 Q1 Quadrupole Earned Value \$K



12 GeV 1.4.3.1.3 Q2/3 Quadrupoles

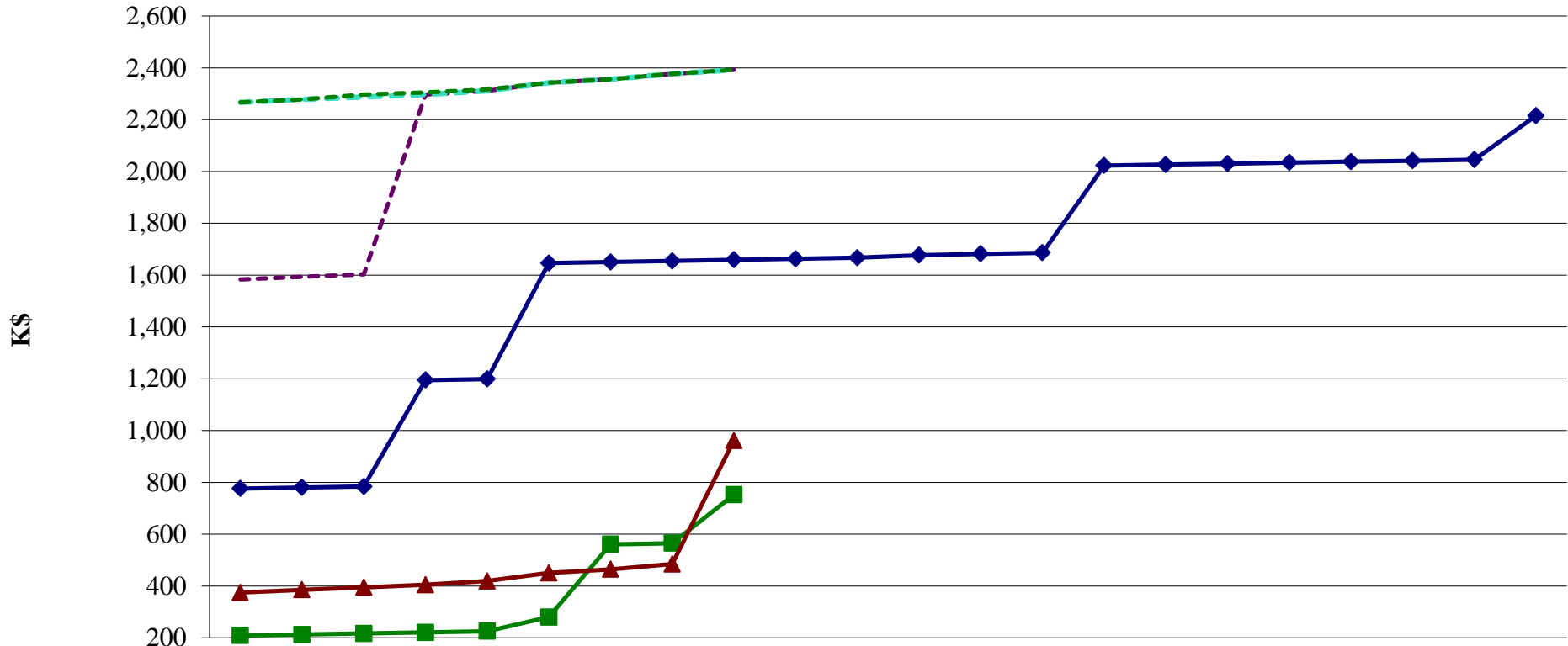
Earned Value \$K



	Dec-11	Jan-12	Feb-12	Mar-12	Apr-12	May-12	Jun-12	Jul-12	Aug-12	Sep-12	Oct-12	Nov-12	Dec-12	Jan-13	Feb-13	Mar-13	Apr-13	May-13	Jun-13	Jul-13	Aug-13	Sep-13
BCWS	778	782	786	790	1,234	1,239	1,242	1,247	1,251	1,693	1,698	1,702	1,706	1,710	1,714	1,719	1,724	1,728	1,733	3,059	3,063	3,072
BCWP	97	100	104	108	112	116	120	124	129													
ACWP	133	142	147	149	152	154	156	167	173													
Obligated	1,544	1,553	1,558	3,146	3,148	3,151	3,153	3,163	3,170													
Pending	3,130	3,139	3,144	3,146	3,148	3,161	3,163	3,163	3,170													

12 GeV 1.4.3.1.4 Dipole Magnet

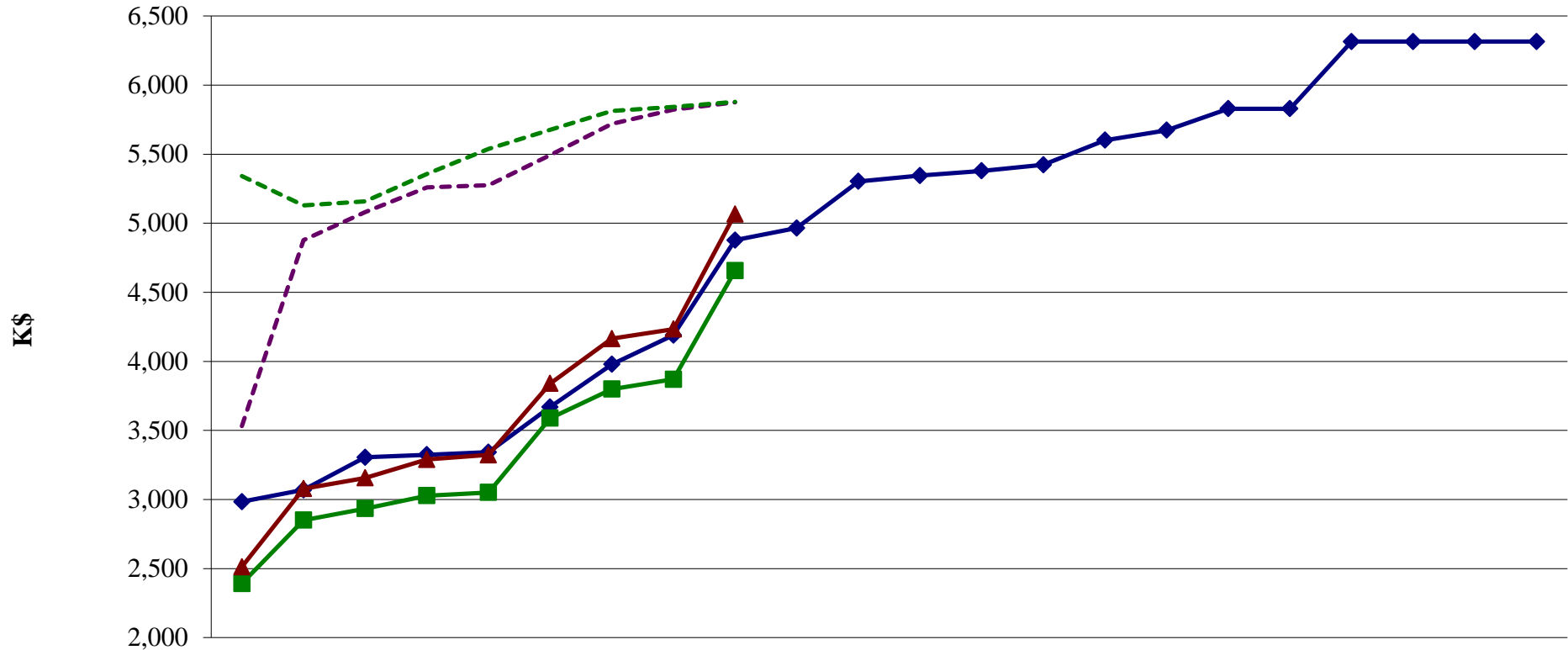
Earned Value \$K



	Dec-11	Jan-12	Feb-12	Mar-12	Apr-12	May-12	Jun-12	Jul-12	Aug-12	Sep-12	Oct-12	Nov-12	Dec-12	Jan-13	Feb-13	Mar-13	Apr-13	May-13	Jun-13	Jul-13	Aug-13	Sep-13
BCWS	776	780	784	1,195	1,199	1,646	1,650	1,655	1,659	1,663	1,667	1,677	1,682	1,686	2,023	2,026	2,030	2,034	2,038	2,042	2,046	2,215
BCWP	209	213	217	221	225	280	561	565	752													
ACWP	375	386	395	405	419	450	464	485	961													
Obligated	1,583	1,594	1,603	2,297	2,311	2,342	2,356	2,377	2,392													
FY12 Phase POs	2,267	2,278	2,287	2,297	2,311	2,342	2,356	2,377	2,392													
Pending	2,267	2,278	2,297	2,305	2,317	2,342	2,356	2,377	2,392													

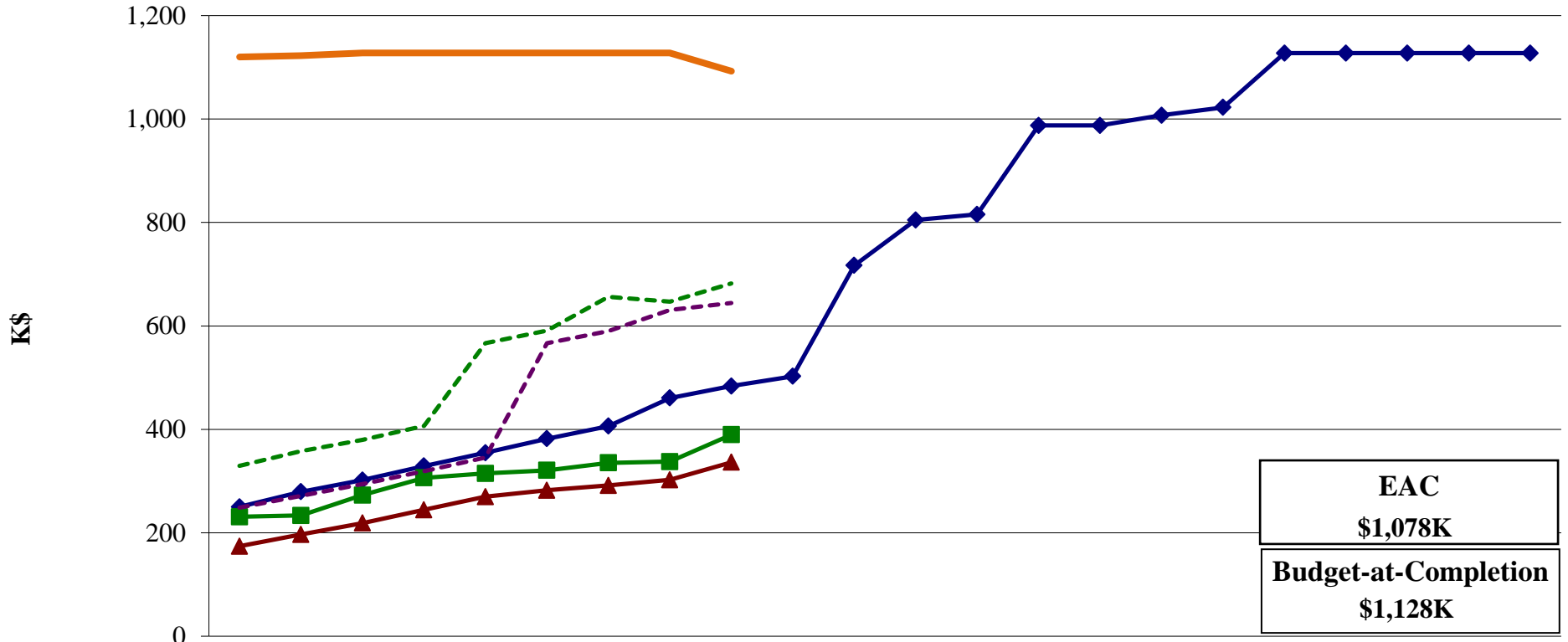
12 GeV 1.4.3.1.5 Common Magnet Components

Earned Value \$K



	Dec-11	Jan-12	Feb-12	Mar-12	Apr-12	May-12	Jun-12	Jul-12	Aug-12	Sep-12	Oct-12	Nov-12	Dec-12	Jan-13	Feb-13	Mar-13	Apr-13	May-13	Jun-13	Jul-13	Aug-13	Sep-13
BCWS	2,984	3,069	3,305	3,324	3,343	3,669	3,979	4,190	4,877	4,965	5,303	5,345	5,379	5,423	5,601	5,673	5,829	5,829	6,315	6,315	6,315	6,315
BCWP	2,392	2,850	2,934	3,027	3,051	3,589	3,799	3,871	4,656													
ACWP	2,512	3,079	3,156	3,289	3,323	3,840	4,164	4,234	5,067													
Obligated	3,532	4,877	5,080	5,260	5,275	5,493	5,720	5,822	5,875													
Pending	5,342	5,129	5,158	5,357	5,537	5,676	5,812	5,841	5,879													

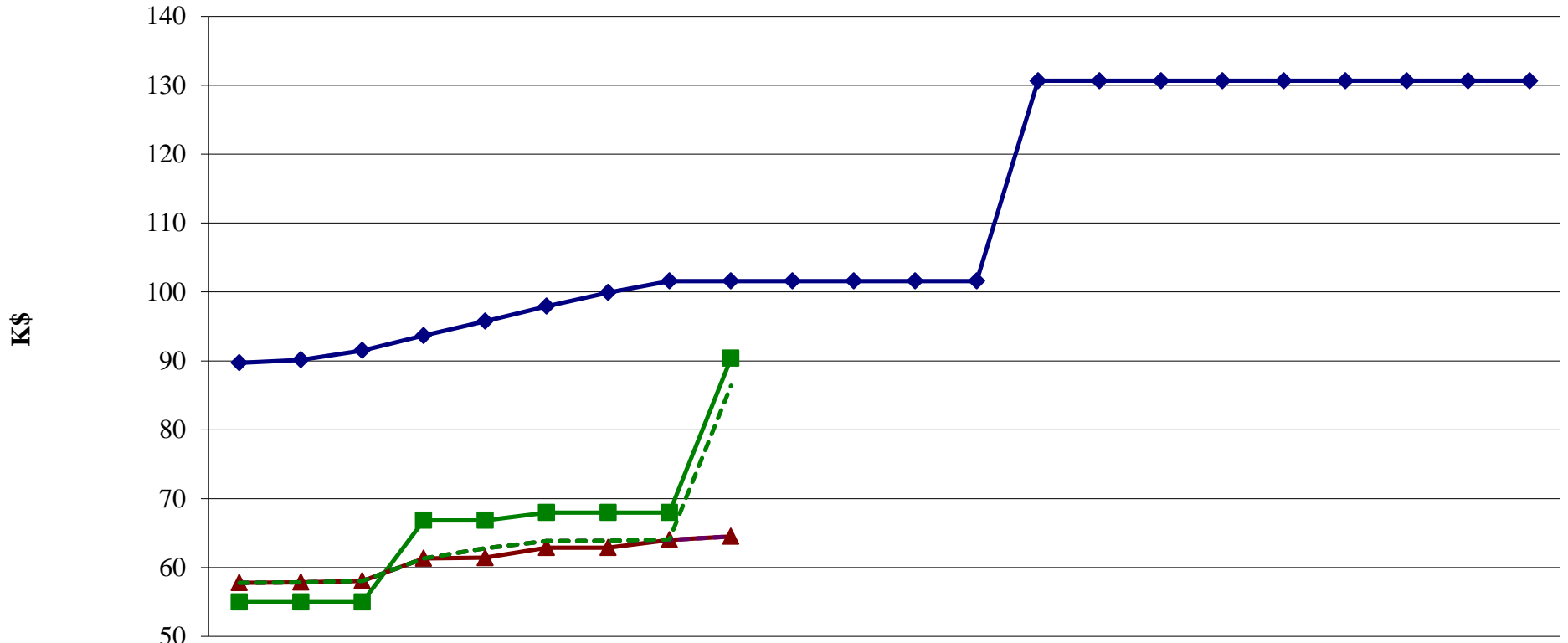
12 GeV 1.4.3.2 Detector Earned Value \$K



EAC
\$1,078K
Budget-at-Completion
\$1,128K

	Dec-11	Jan-12	Feb-12	Mar-12	Apr-12	May-12	Jun-12	Jul-12	Aug-12	Sep-12	Oct-12	Nov-12	Dec-12	Jan-13	Feb-13	Mar-13	Apr-13	May-13	Jun-13	Jul-13	Aug-13	Sep-13
BCWS	250	279	302	329	355	382	406	461	484	503	717	805	816	988	988	1,007	1,023	1,128	1,128	1,128	1,128	1,128
BCWP	231	234	273	306	315	321	335	338	390													
ACWP	174	197	219	244	270	282	292	302	336													
Obligated	249	271	294	319	346	567	590	631	644													
Pending	329	358	380	407	567	591	656	647	682													
CAM EAC	1,120	1,123	1,128	1,128	1,128	1,128	1,128	1,128	1,092													

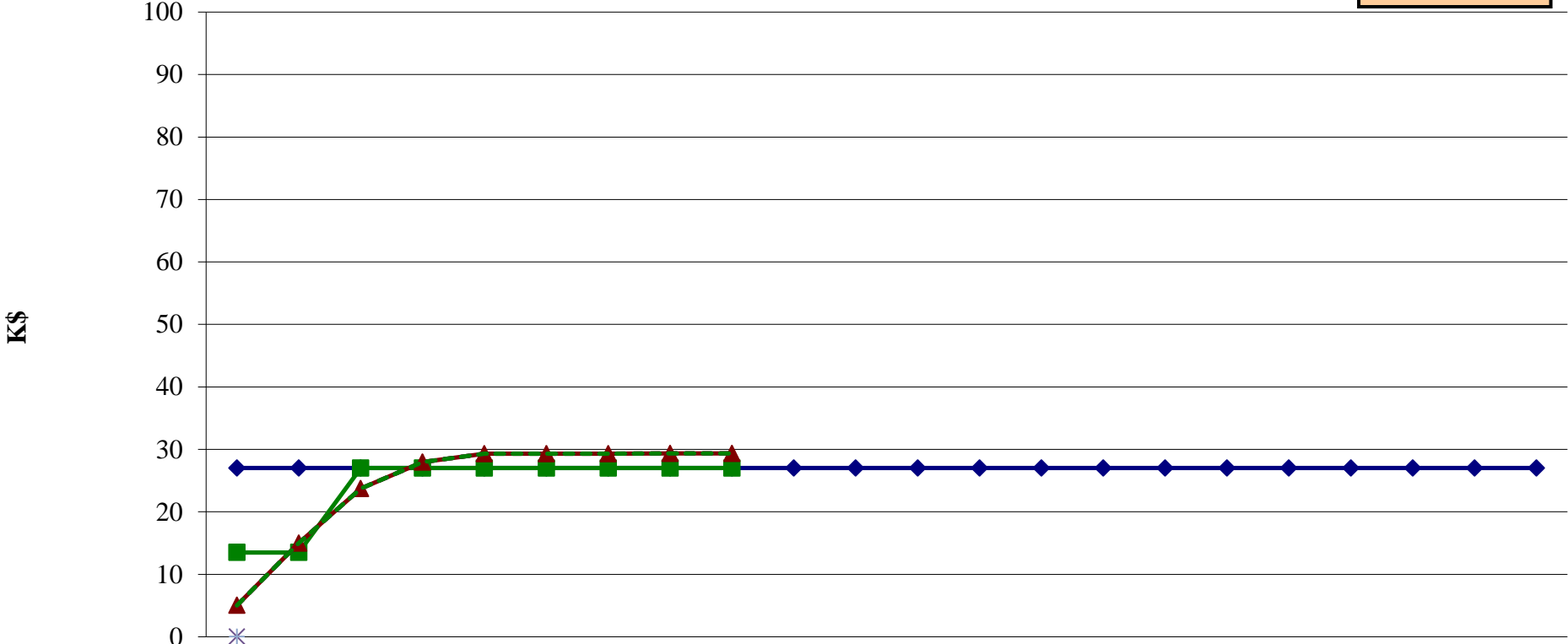
12 GeV 1.4.3.2.1 Wire Chambers Earned Value \$K



	Dec-11	Jan-12	Feb-12	Mar-12	Apr-12	May-12	Jun-12	Jul-12	Aug-12	Sep-12	Oct-12	Nov-12	Dec-12	Jan-13	Feb-13	Mar-13	Apr-13	May-13	Jun-13	Jul-13	Aug-13	Sep-13
BCWS	90	90	92	94	96	98	100	102	102	102	102	102	102	131	131	131	131	131	131	131	131	131
BCWP	55	55	55	67	67	68	68	68	90													
ACWP	58	58	58	61	61	63	63	64	65													
Obligated	58	58	58	61	63	64	64	64	65													
Pending	58	58	58	61	63	64	64	64	86													

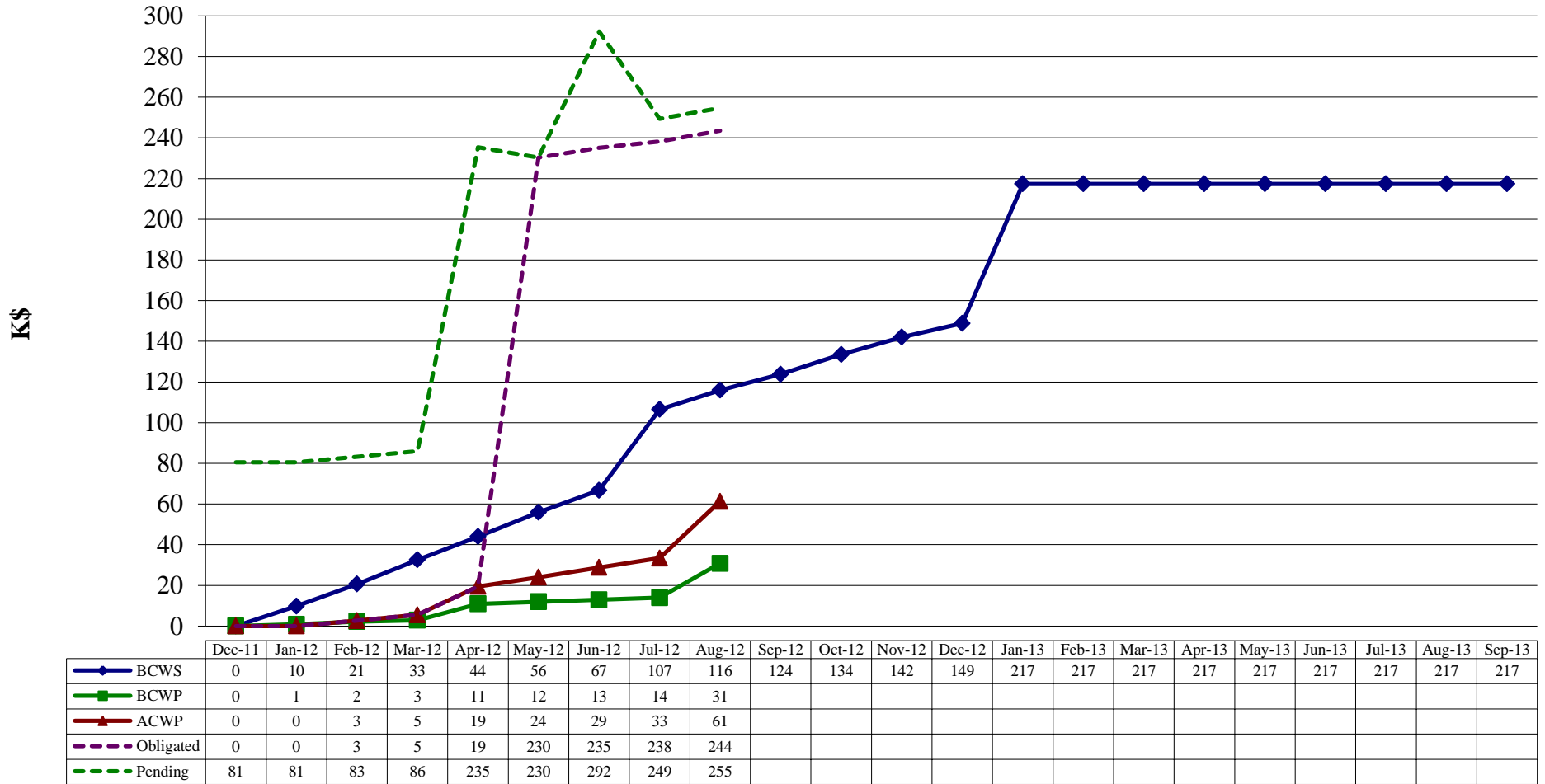
12 GeV 1.4.3.2.2 Hodoscope Earned Value \$K

Account
Closed

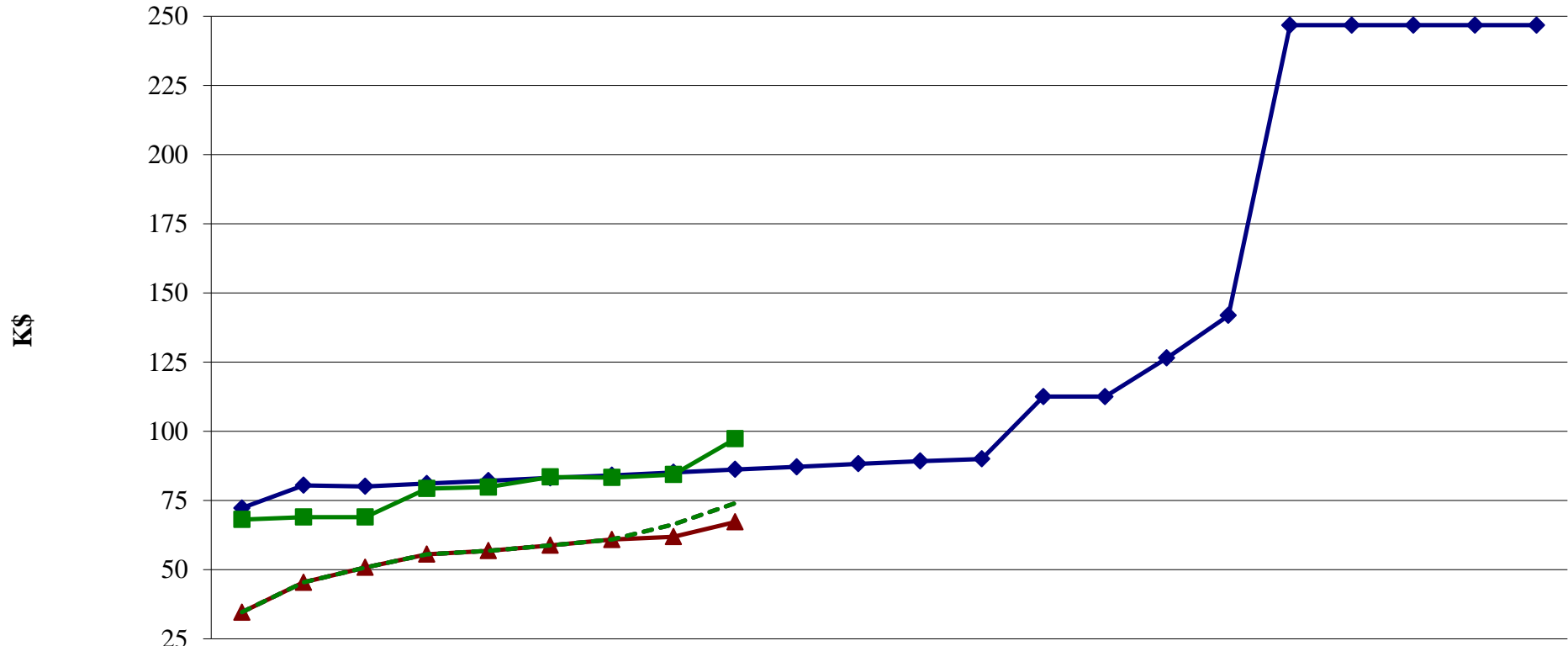


	Dec-11	Jan-12	Feb-12	Mar-12	Apr-12	May-12	Jun-12	Jul-12	Aug-12	Sep-12	Oct-12	Nov-12	Dec-12	Jan-13	Feb-13	Mar-13	Apr-13	May-13	Jun-13	Jul-13	Aug-13	Sep-13
BCWS	27	27	27	27	27	27	27	27	27	27	27	27	27	27	27	27	27	27	27	27	27	27
BCWP	14	14	27	27	27	27	27	27	27													
ACWP	5	15	24	28	29	29	29	29	29													
Obligated	5	15	24	28	29	29	29	29	29													
Pending	5	15	24	28	29	29	29	29	29													
Series4	0																					
Series7	0																					

12 GeV 1.4.3.2.3 Noble Gas Cerenkov Earned Value \$K

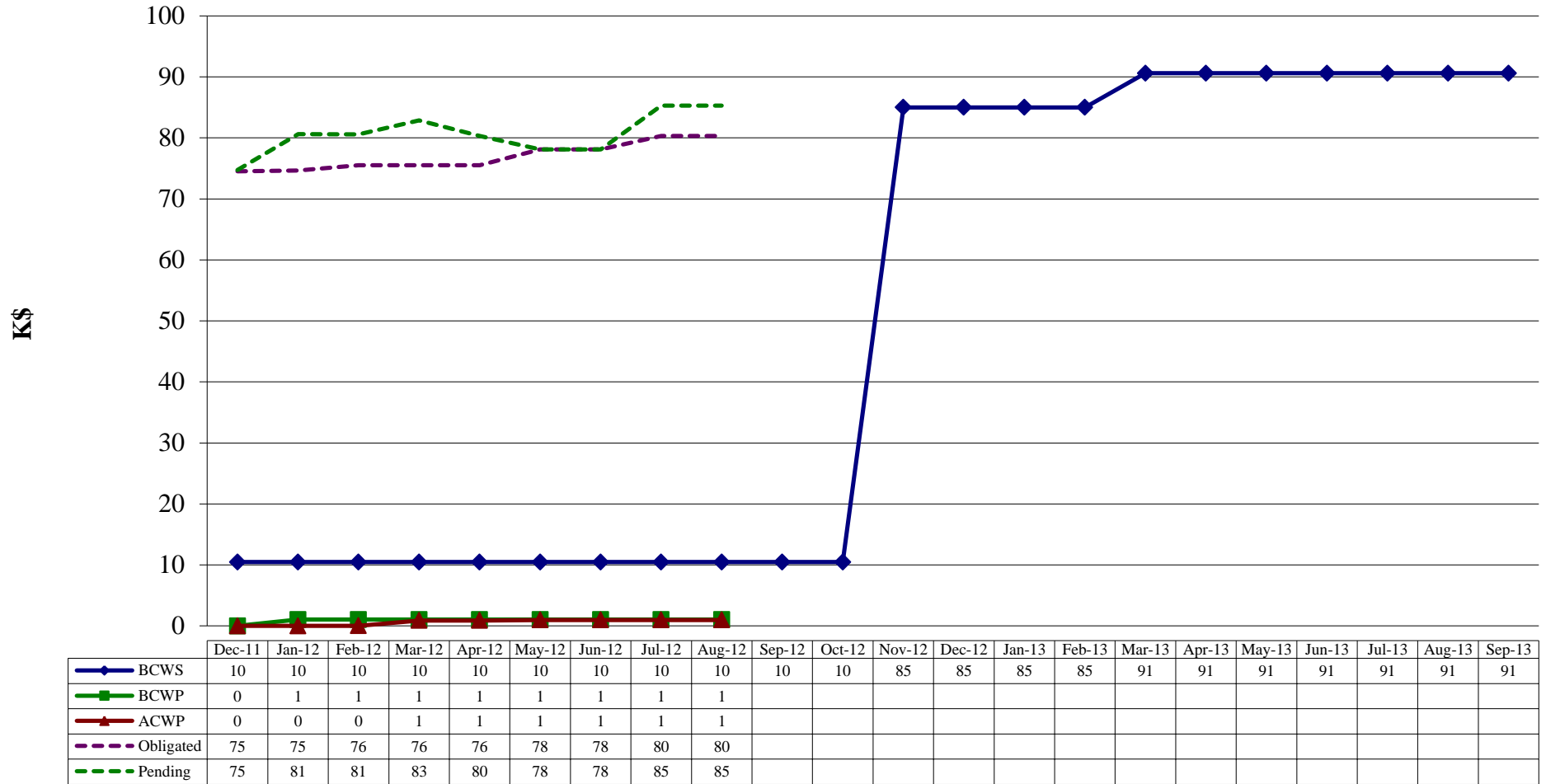


12 GeV 1.4.3.2.4 Heavy Gas Cerenkov Earned Value \$K

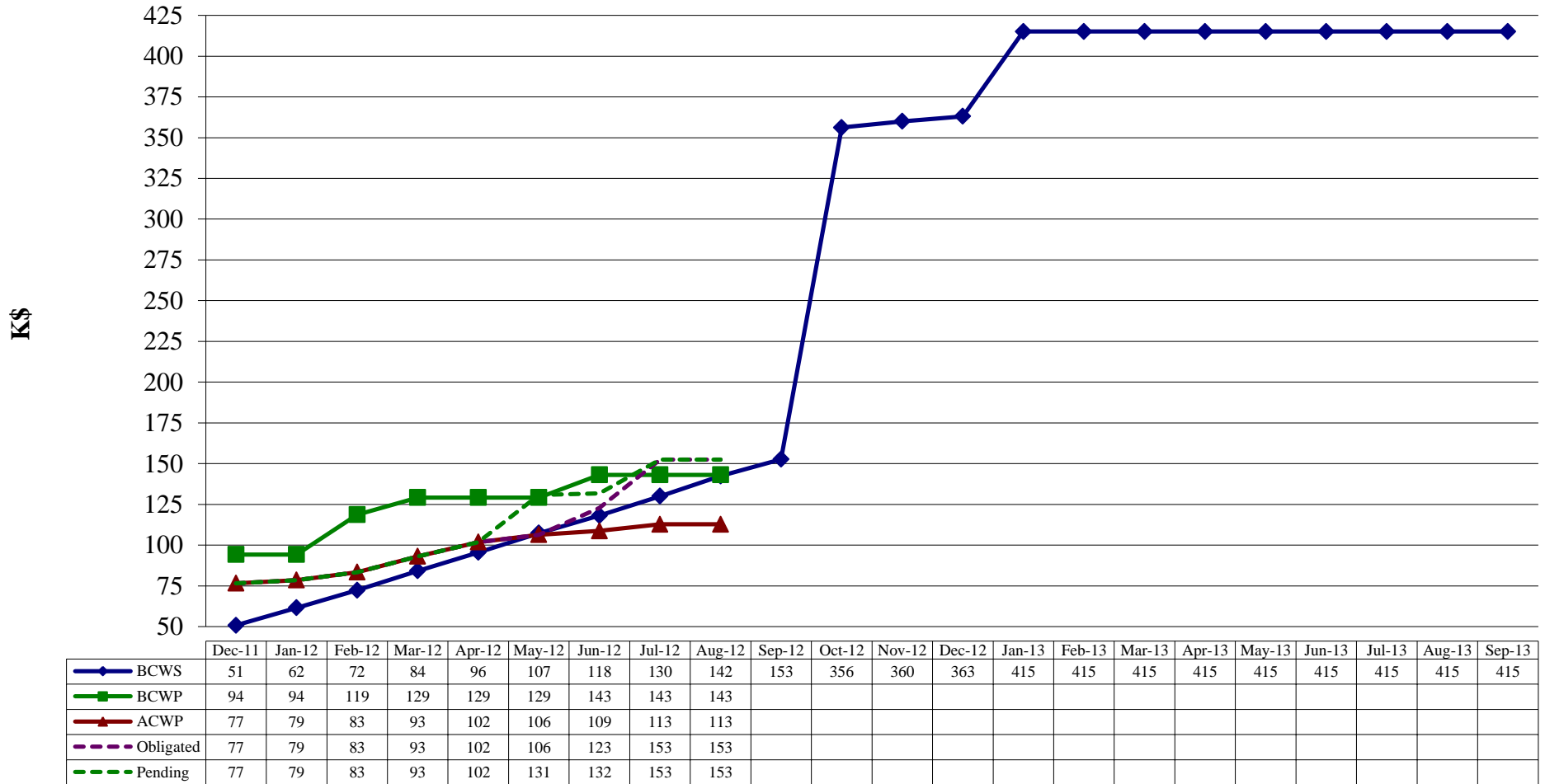


	Dec-11	Jan-12	Feb-12	Mar-12	Apr-12	May-12	Jun-12	Jul-12	Aug-12	Sep-12	Oct-12	Nov-12	Dec-12	Jan-13	Feb-13	Mar-13	Apr-13	May-13	Jun-13	Jul-13	Aug-13	Sep-13
BCWS	72	80	80	81	82	83	84	85	86	87	88	89	90	113	113	126	142	247	247	247	247	247
BCWP	68	69	69	79	80	83	83	84	97													
ACWP	35	45	51	56	57	59	61	62	67													
Obligated	35	45	51	56	57	59	61	66	74													
Pending	35	45	51	56	57	59	61	66	74													

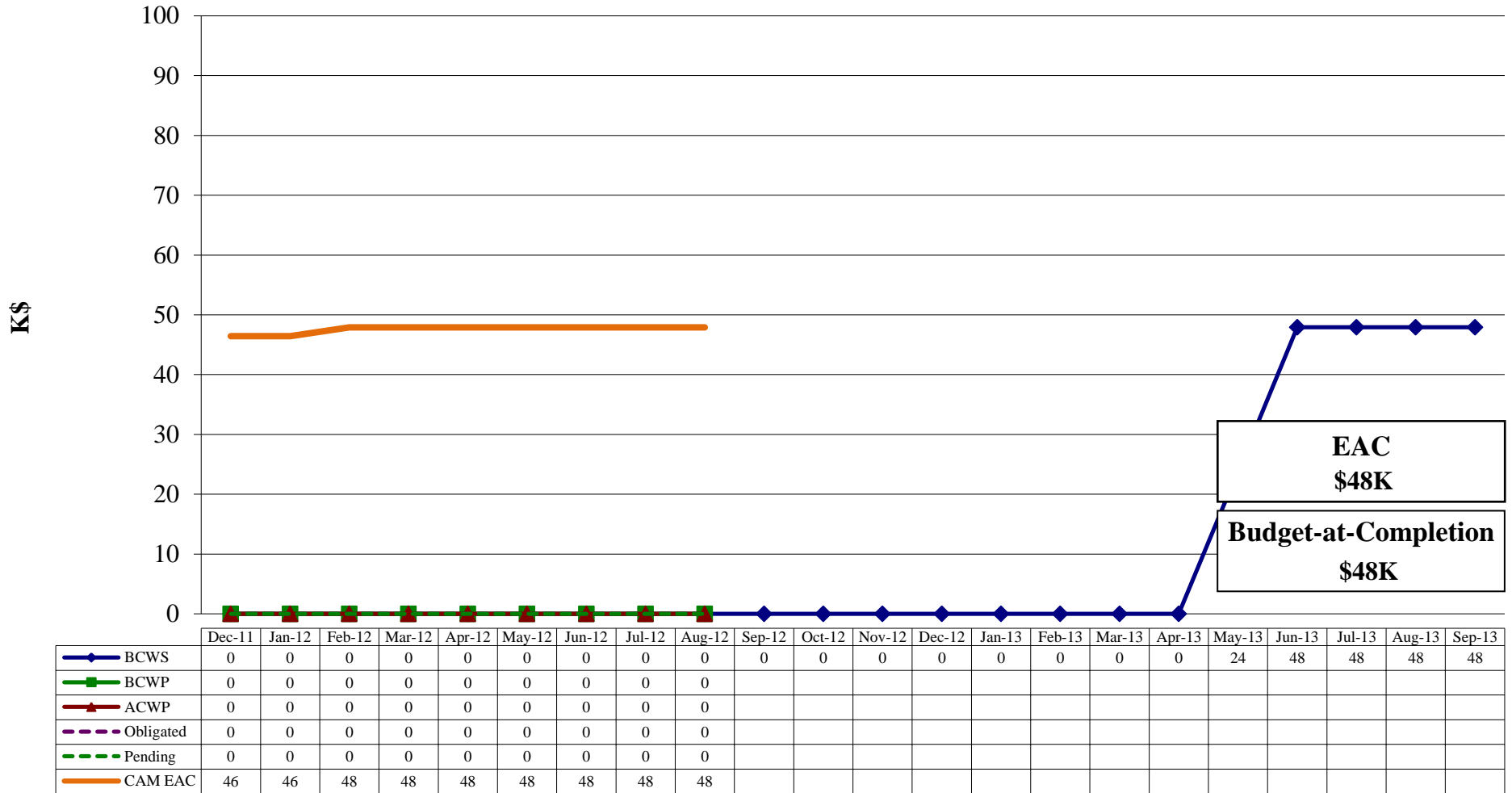
12 GeV 1.4.3.2.5 Shower Counter Earned Value \$K



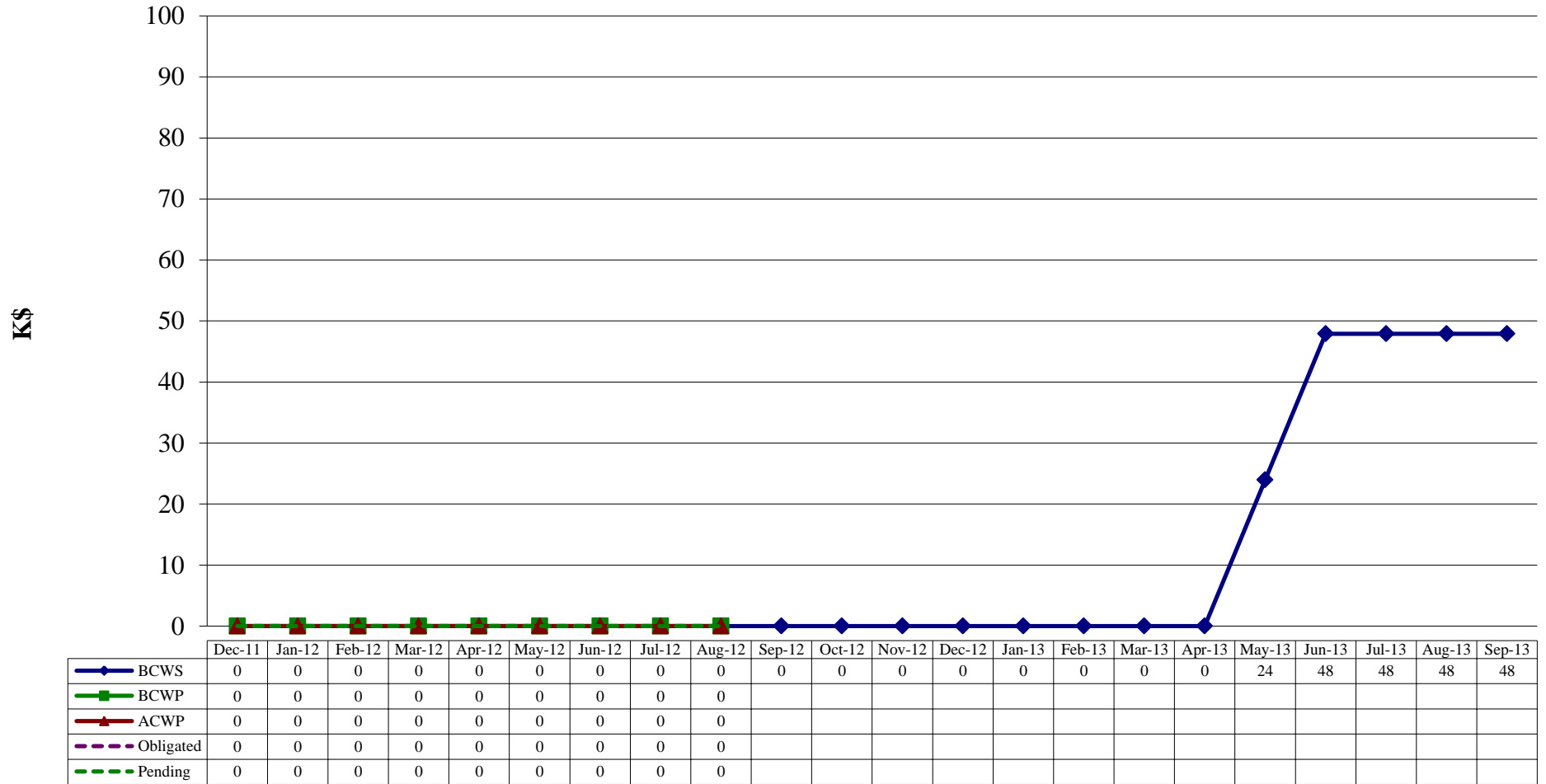
12 GeV 1.4.3.2.8 Frame Earned Value \$K



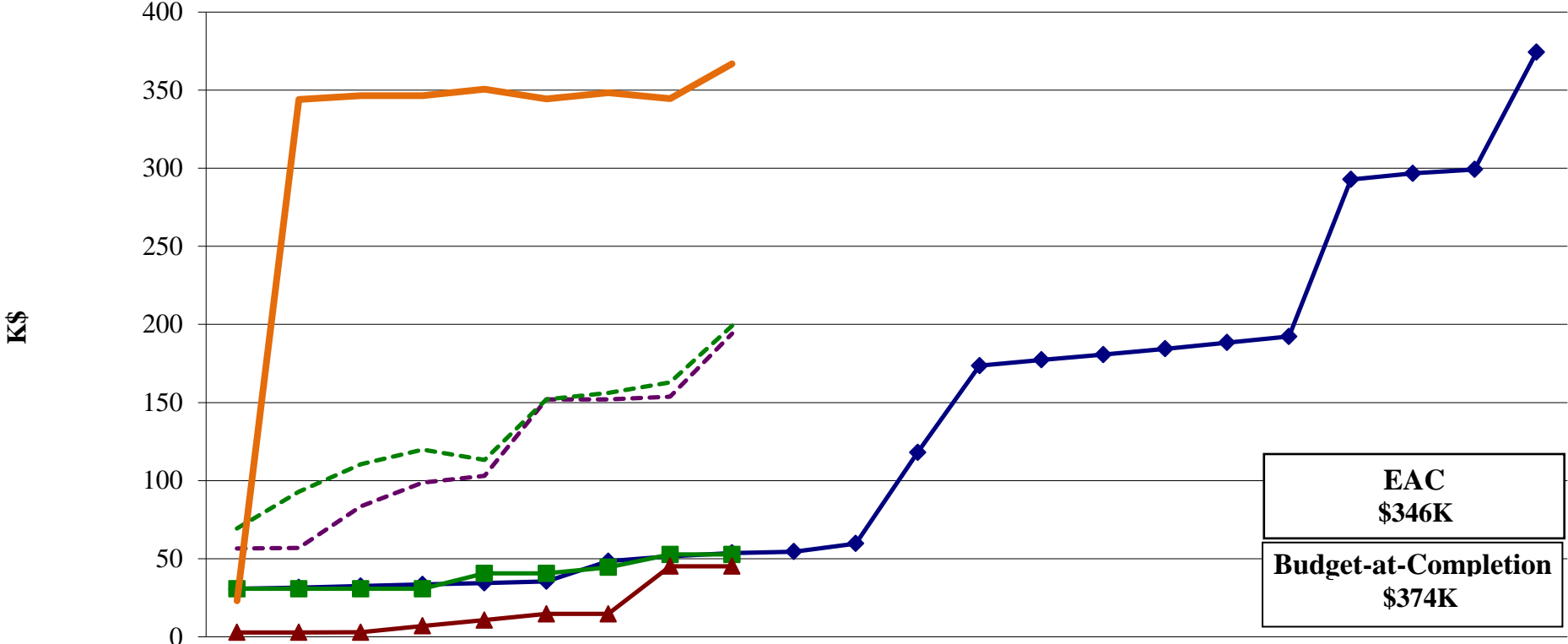
12 GeV 1.4.3.3 Computing Earned Value \$K



12 GeV 1.4.3.3.1 Computing DAQ Earned Value \$K



12 GeV 1.4.3.4 Electronics Earned Value \$K

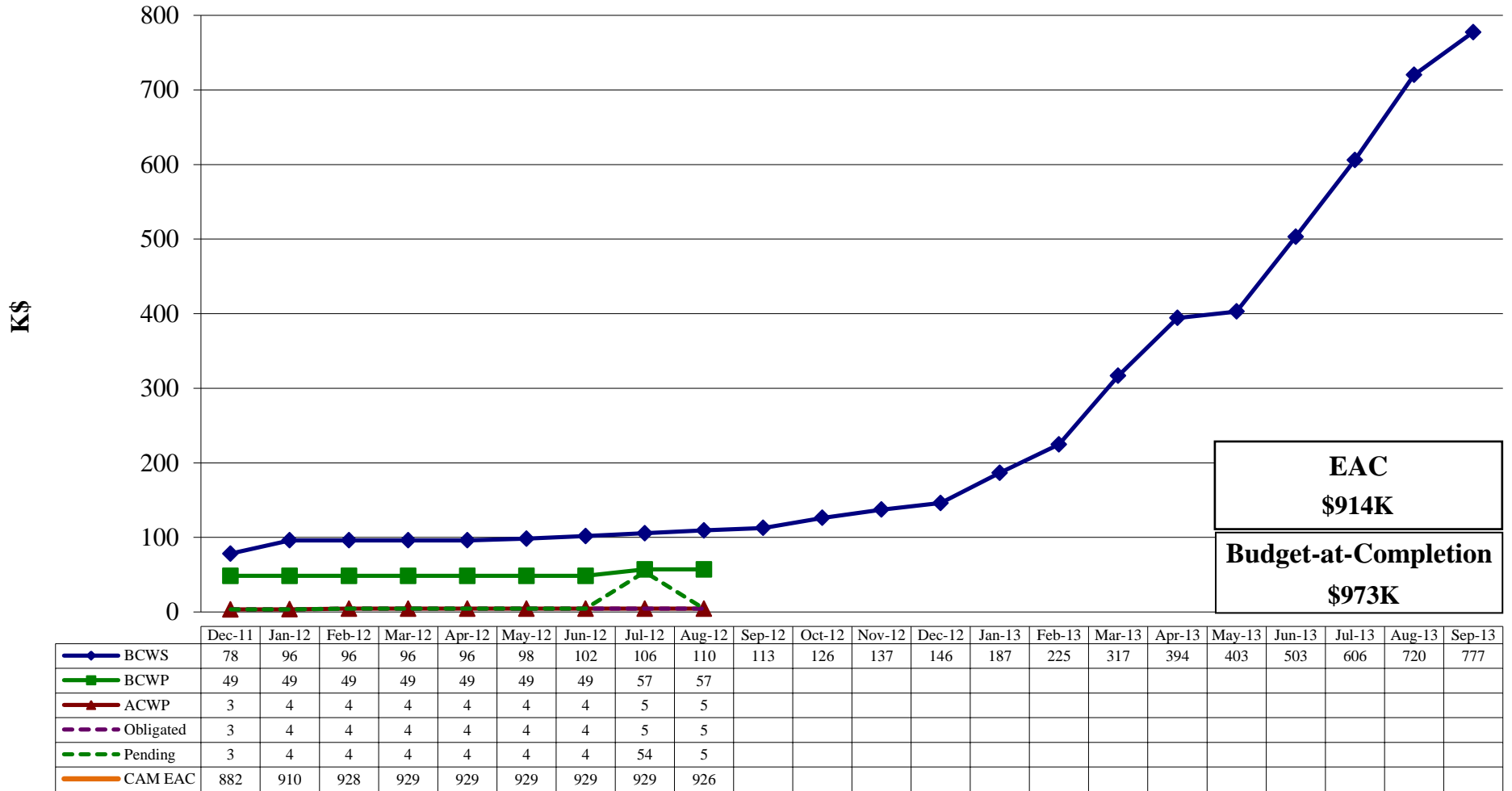


EAC \$346K
Budget-at-Completion \$374K

	Dec-11	Jan-12	Feb-12	Mar-12	Apr-12	May-12	Jun-12	Jul-12	Aug-12	Sep-12	Oct-12	Nov-12	Dec-12	Jan-13	Feb-13	Mar-13	Apr-13	May-13	Jun-13	Jul-13	Aug-13	Sep-13	
BCWS	31	32	32	34	34	36	48	52	54	55	60	118	174	177	181	184	188	192	293	297	299	374	
BCWP	31	31	31	31	41	41	45	53	53														
ACWP	3	3	3	7	11	15	15	45	45														
Obligated	57	57	84	99	103	152	152	154	194														
Pending	69	93	111	120	113	152	156	163	199														
CAM EAC	23	344	346	346	351	344	348	344	367														

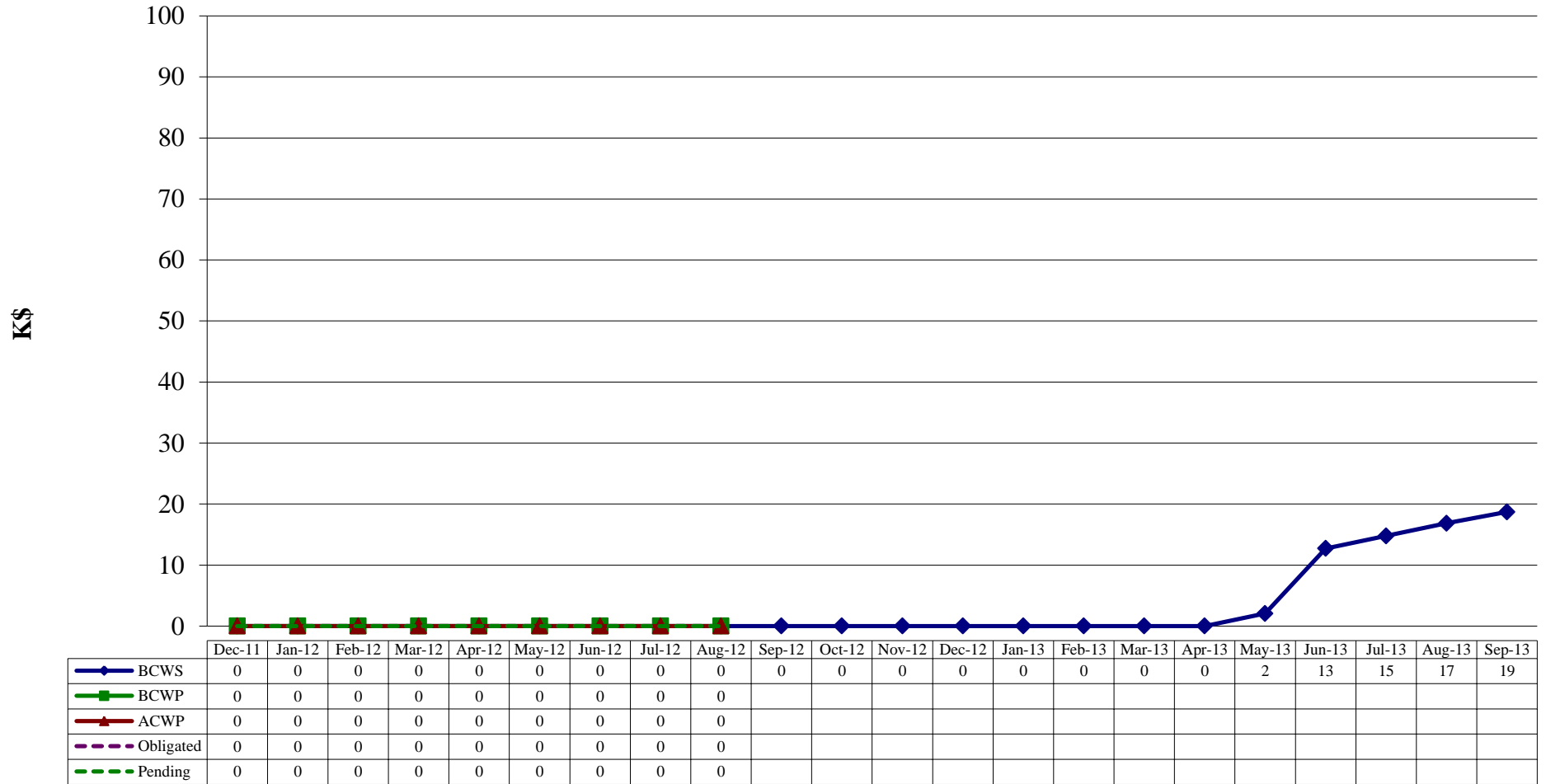
12 GeV 1.4.3.5 Beamline

Earned Value \$K

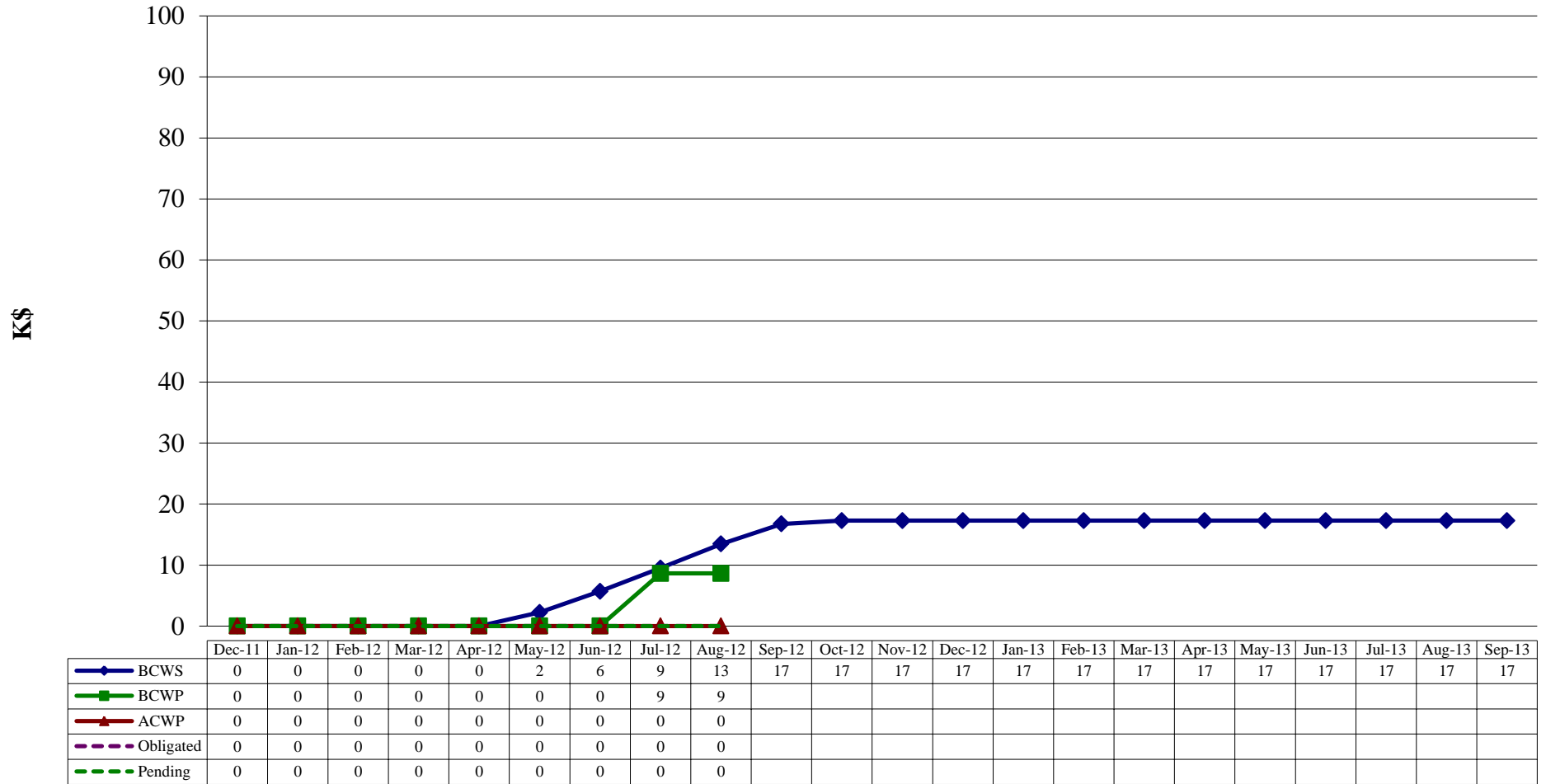


12 GeV 1.4.3.5.1 Moeller Polarimeter

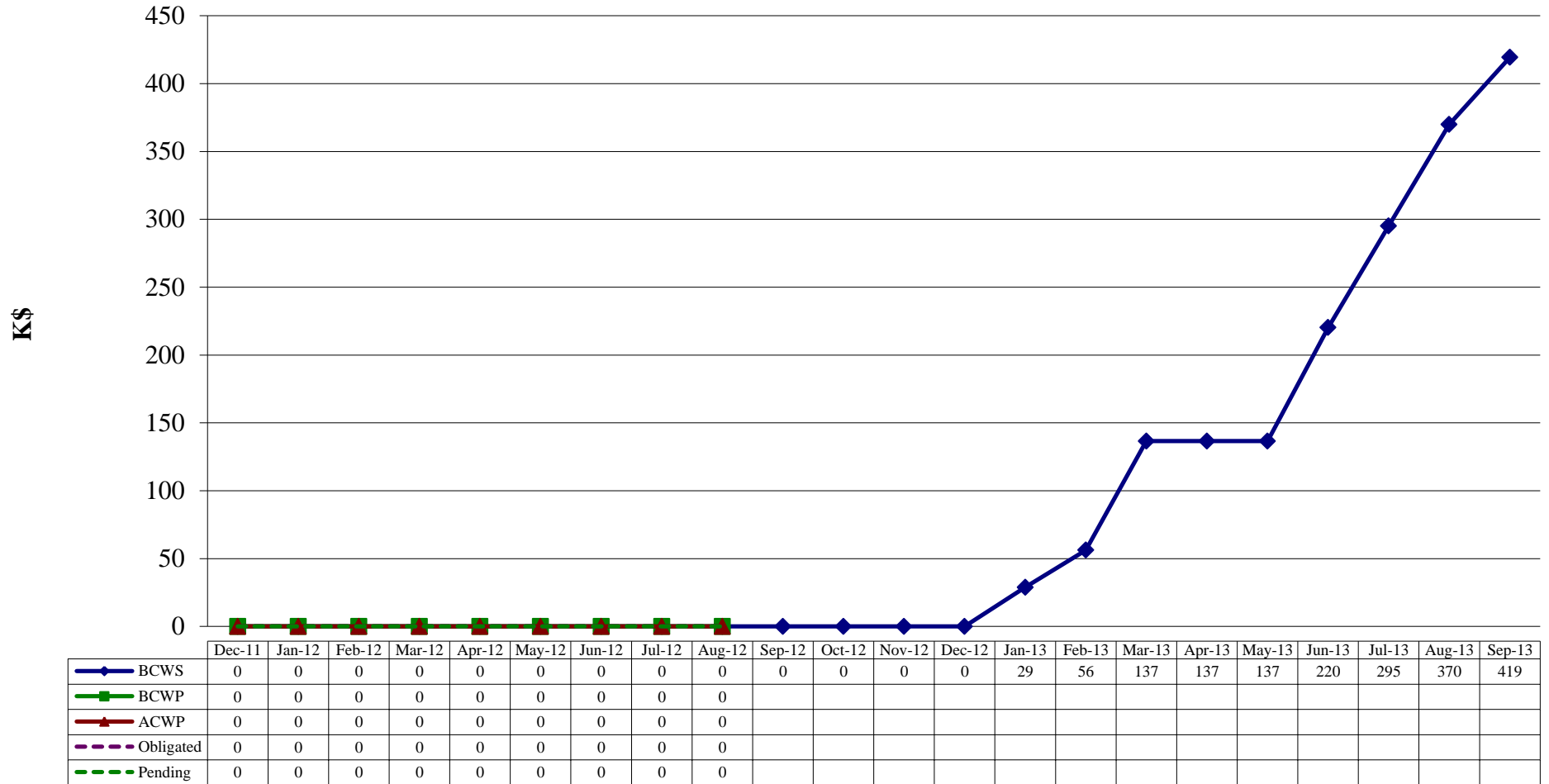
Earned Value \$K



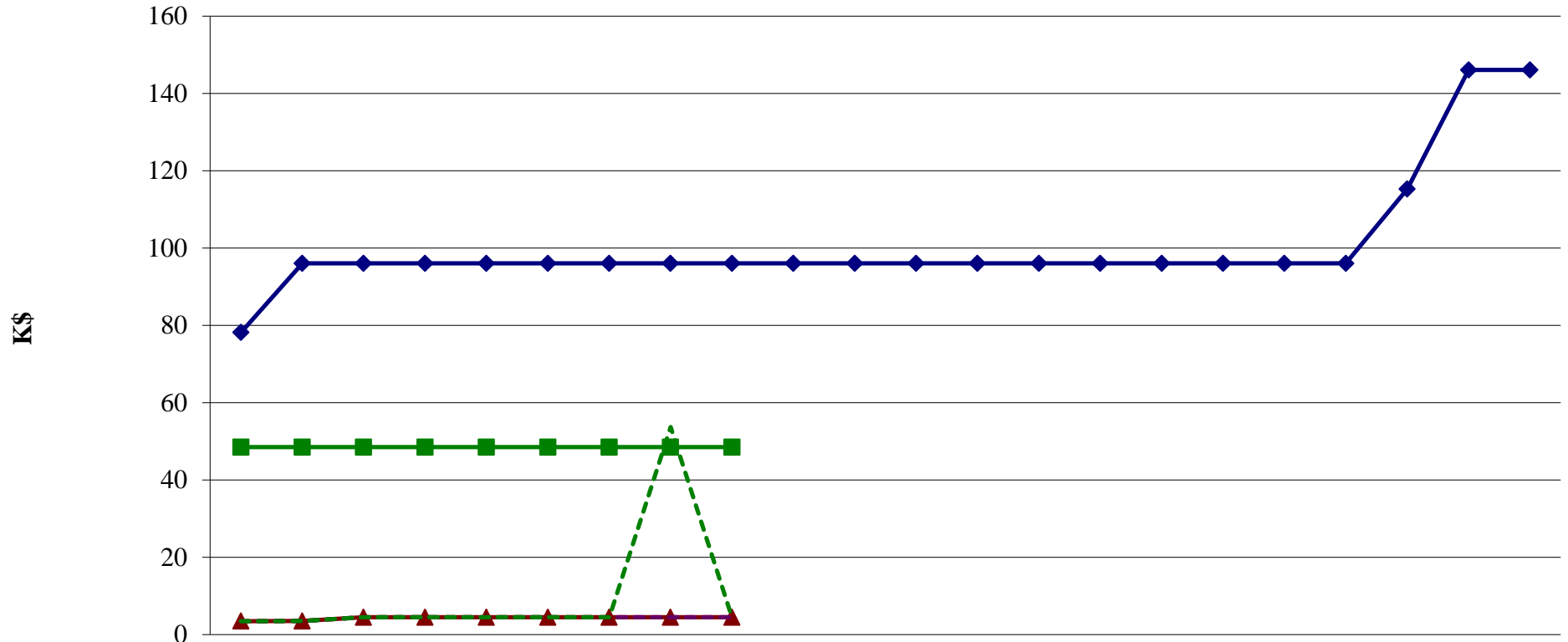
12 GeV 1.4.3.5.2 Compton Polarimeter Earned Value \$K



12 GeV 1.4.3.5.3 Mapping and Field Measurement Earned Value \$K



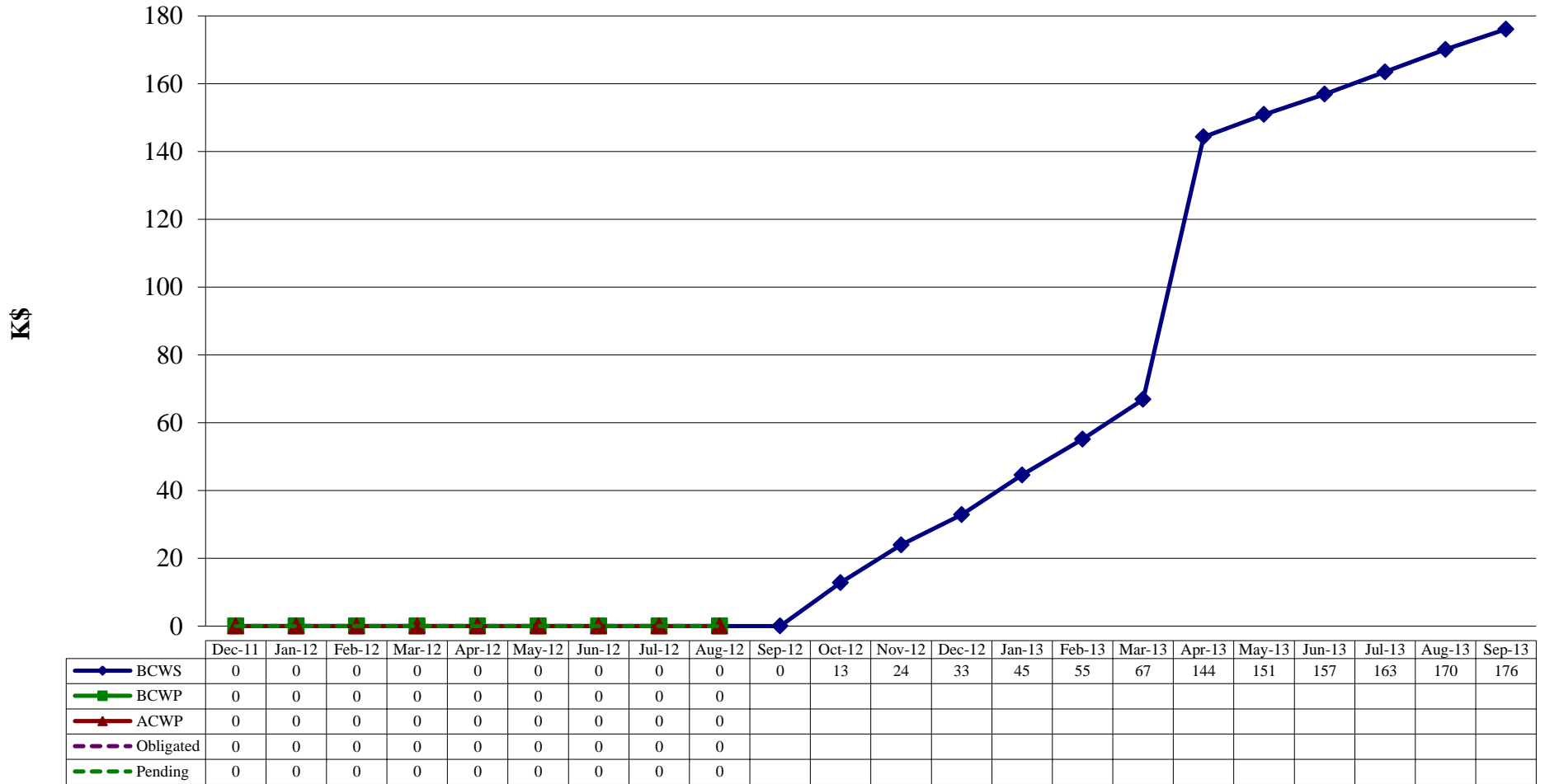
12 GeV 1.4.3.5.4 Scattering Chamber Earned Value \$K



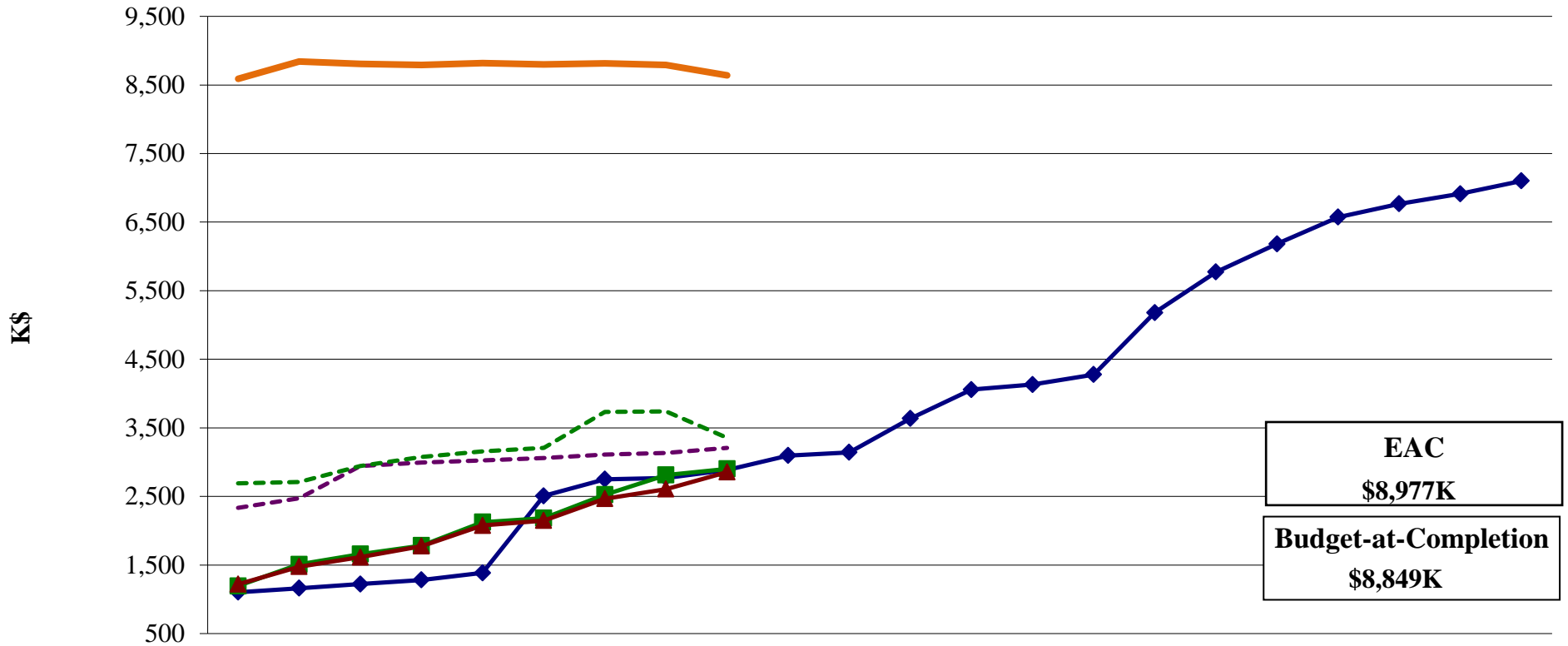
	Dec-11	Jan-12	Feb-12	Mar-12	Apr-12	May-12	Jun-12	Jul-12	Aug-12	Sep-12	Oct-12	Nov-12	Dec-12	Jan-13	Feb-13	Mar-13	Apr-13	May-13	Jun-13	Jul-13	Aug-13	Sep-13	
BCWS	78	96	96	96	96	96	96	96	96	96	96	96	96	96	96	96	96	96	96	96	115	146	146
BCWP	49	49	49	49	49	49	49	49	49														
ACWP	3	4	4	4	4	4	4	5	5														
Obligated	3	4	4	4	4	4	4	5	5														
Pending	3	4	4	4	4	4	4	54	5														

12 GeV 1.4.3.5.5 Beam Pipe and Stands

Earned Value \$K



12 GeV 1.4.3.6 Infrastructure Earned Value \$K

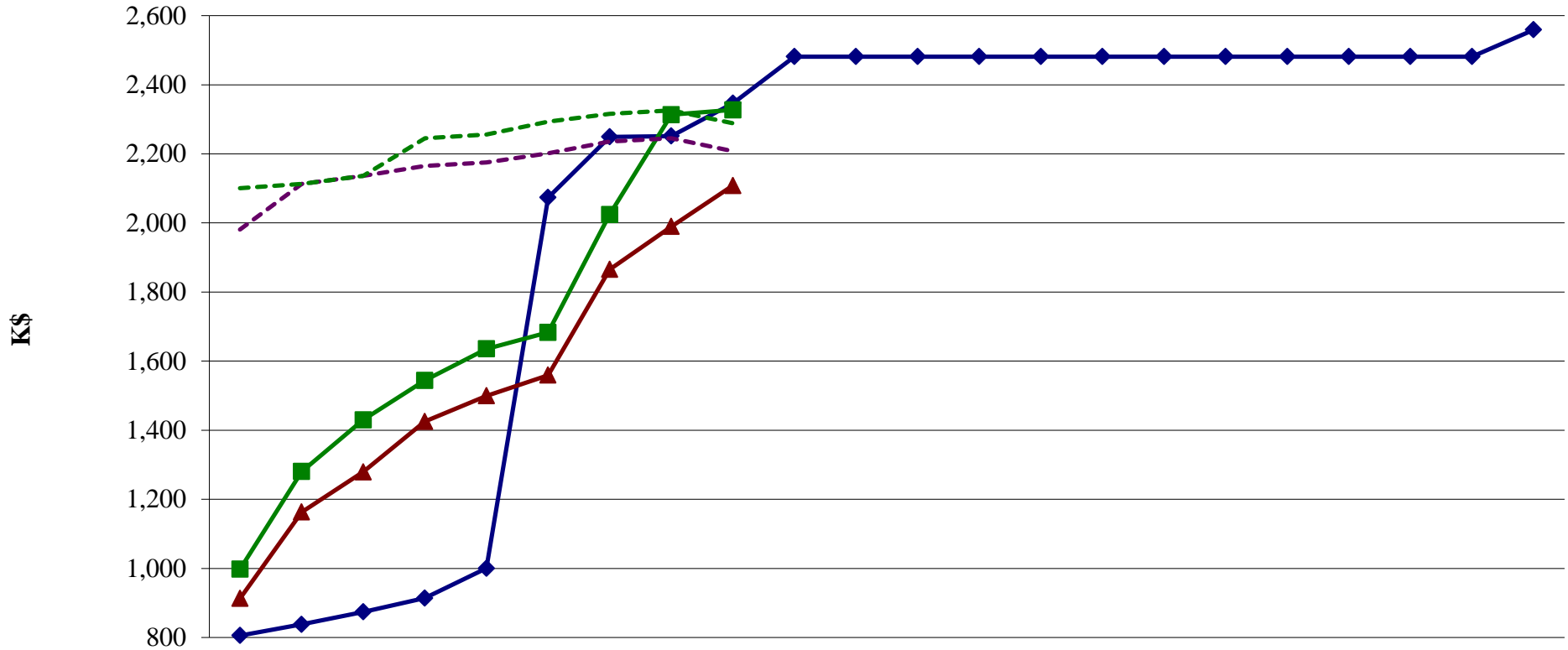


EAC
\$8,977K

Budget-at-Completion
\$8,849K

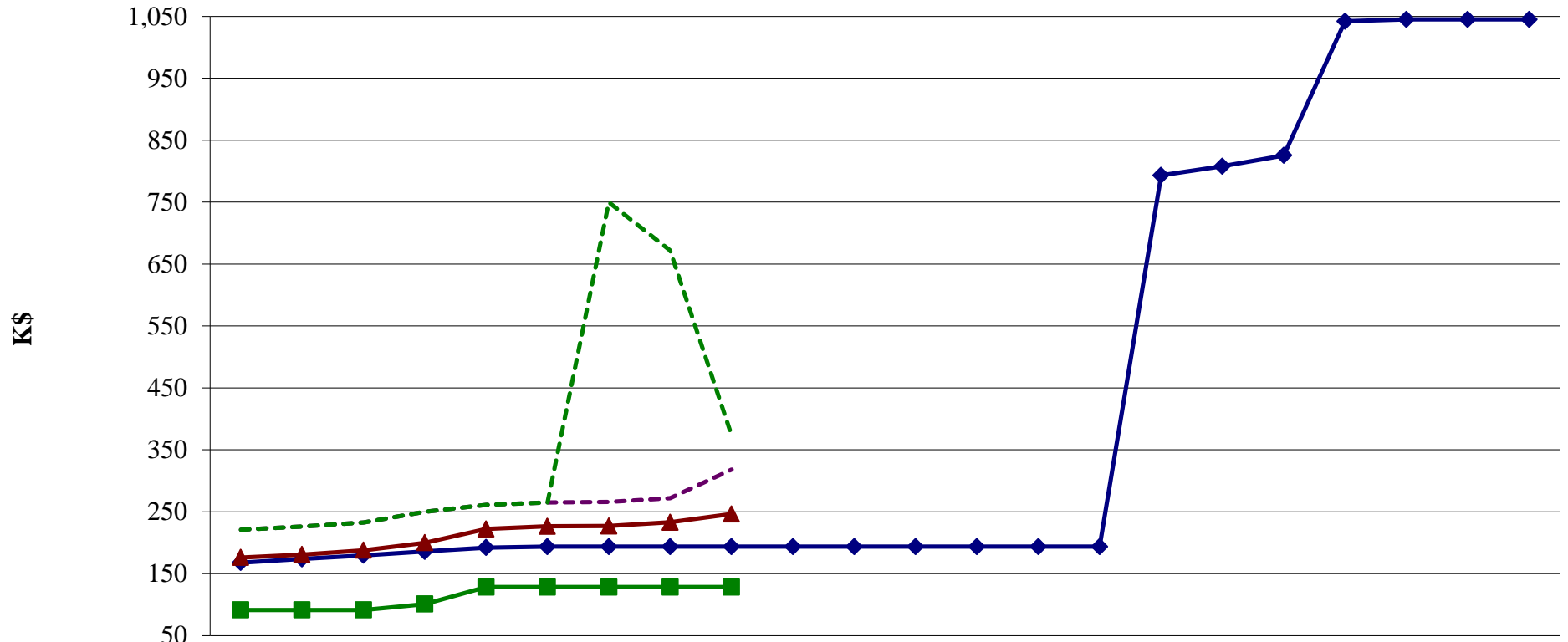
	Dec-11	Jan-12	Feb-12	Mar-12	Apr-12	May-12	Jun-12	Jul-12	Aug-12	Sep-12	Oct-12	Nov-12	Dec-12	Jan-13	Feb-13	Mar-13	Apr-13	May-13	Jun-13	Jul-13	Aug-13	Sep-13
BCWS	1,103	1,161	1,223	1,281	1,384	2,507	2,751	2,771	2,885	3,097	3,143	3,636	4,057	4,131	4,278	5,181	5,773	6,183	6,572	6,767	6,913	7,101
BCWP	1,195	1,510	1,660	1,783	2,126	2,183	2,524	2,813	2,903													
ACWP	1,220	1,477	1,615	1,776	2,077	2,148	2,467	2,606	2,855													
Obligated	2,332	2,472	2,944	2,994	3,025	3,062	3,109	3,134	3,207													
Pending	2,690	2,710	2,944	3,074	3,158	3,206	3,732	3,741	3,355													
CAM EAC	8,589	8,842	8,806	8,793	8,818	8,801	8,813	8,792	8,642													

12 GeV 1.4.3.6.2 Support Structure Earned Value \$K



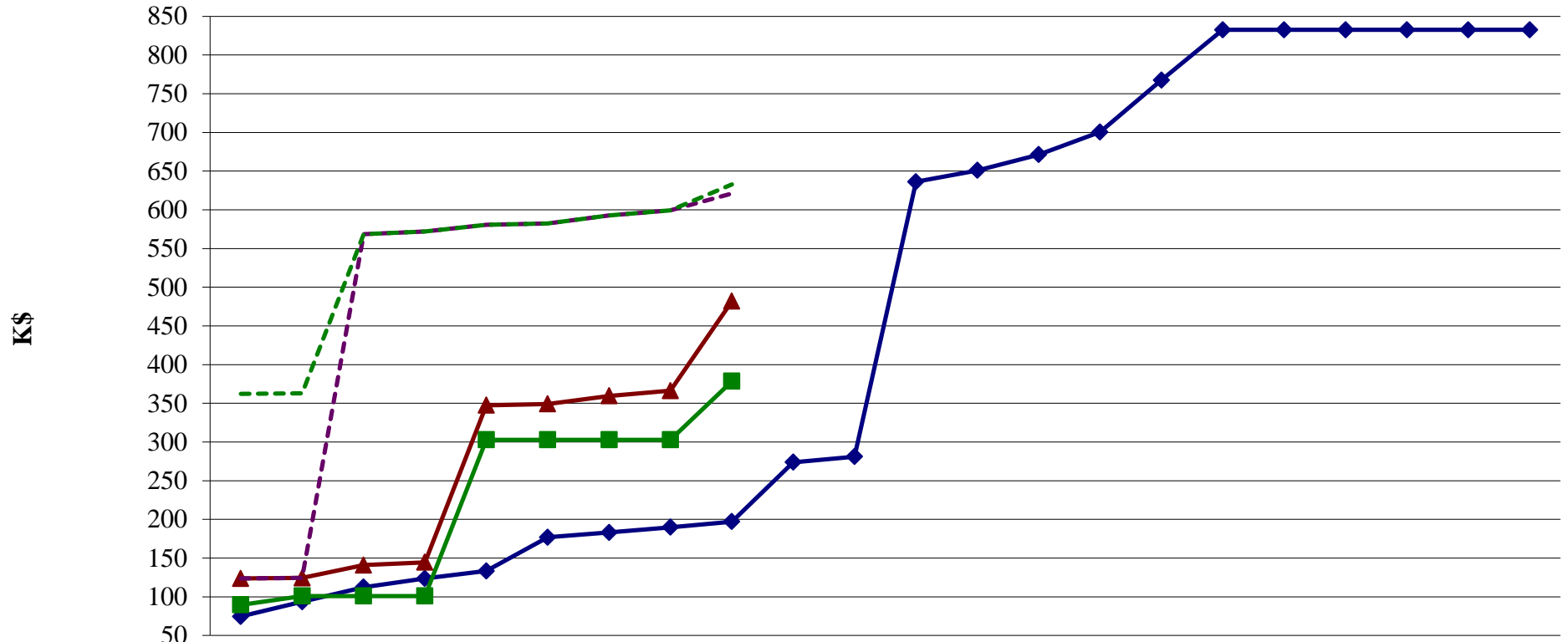
	Dec-11	Jan-12	Feb-12	Mar-12	Apr-12	May-12	Jun-12	Jul-12	Aug-12	Sep-12	Oct-12	Nov-12	Dec-12	Jan-13	Feb-13	Mar-13	Apr-13	May-13	Jun-13	Jul-13	Aug-13	Sep-13
BCWS	806	838	874	914	1,000	2,074	2,249	2,252	2,346	2,481	2,481	2,481	2,481	2,481	2,481	2,481	2,481	2,481	2,481	2,481	2,481	2,559
BCWP	997	1,280	1,430	1,544	1,636	1,683	2,024	2,313	2,327													
ACWP	913	1,163	1,279	1,425	1,500	1,559	1,865	1,990	2,108													
Obligated	1,981	2,113	2,136	2,165	2,175	2,202	2,236	2,245	2,208													
Pending	2,100	2,113	2,136	2,245	2,256	2,293	2,316	2,326	2,289													

12 GeV 1.4.3.6.3 Shield House Earned Value \$K



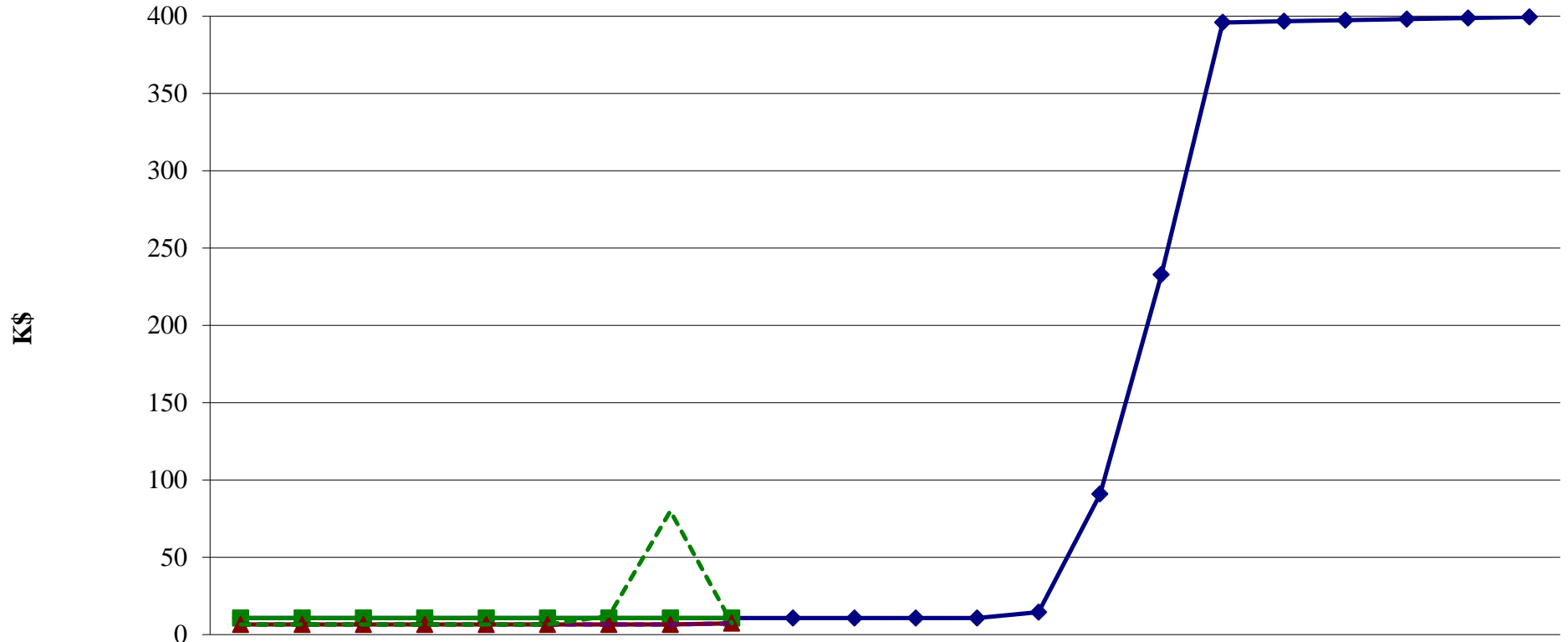
	Dec-11	Jan-12	Feb-12	Mar-12	Apr-12	May-12	Jun-12	Jul-12	Aug-12	Sep-12	Oct-12	Nov-12	Dec-12	Jan-13	Feb-13	Mar-13	Apr-13	May-13	Jun-13	Jul-13	Aug-13	Sep-13
BCWS	168	174	180	186	192	194	194	194	194	194	194	194	194	194	194	793	808	825	1,042	1,045	1,045	1,045
BCWP	91	91	91	101	129	129	129	129	129													
ACWP	176	181	188	200	222	226	227	233	246													
Obligated	221	226	233	250	261	265	266	272	318													
Pending	221	226	233	250	261	265	750	672	373													

12 GeV 1.4.3.6.4 Cryogenic System Earned Value \$K



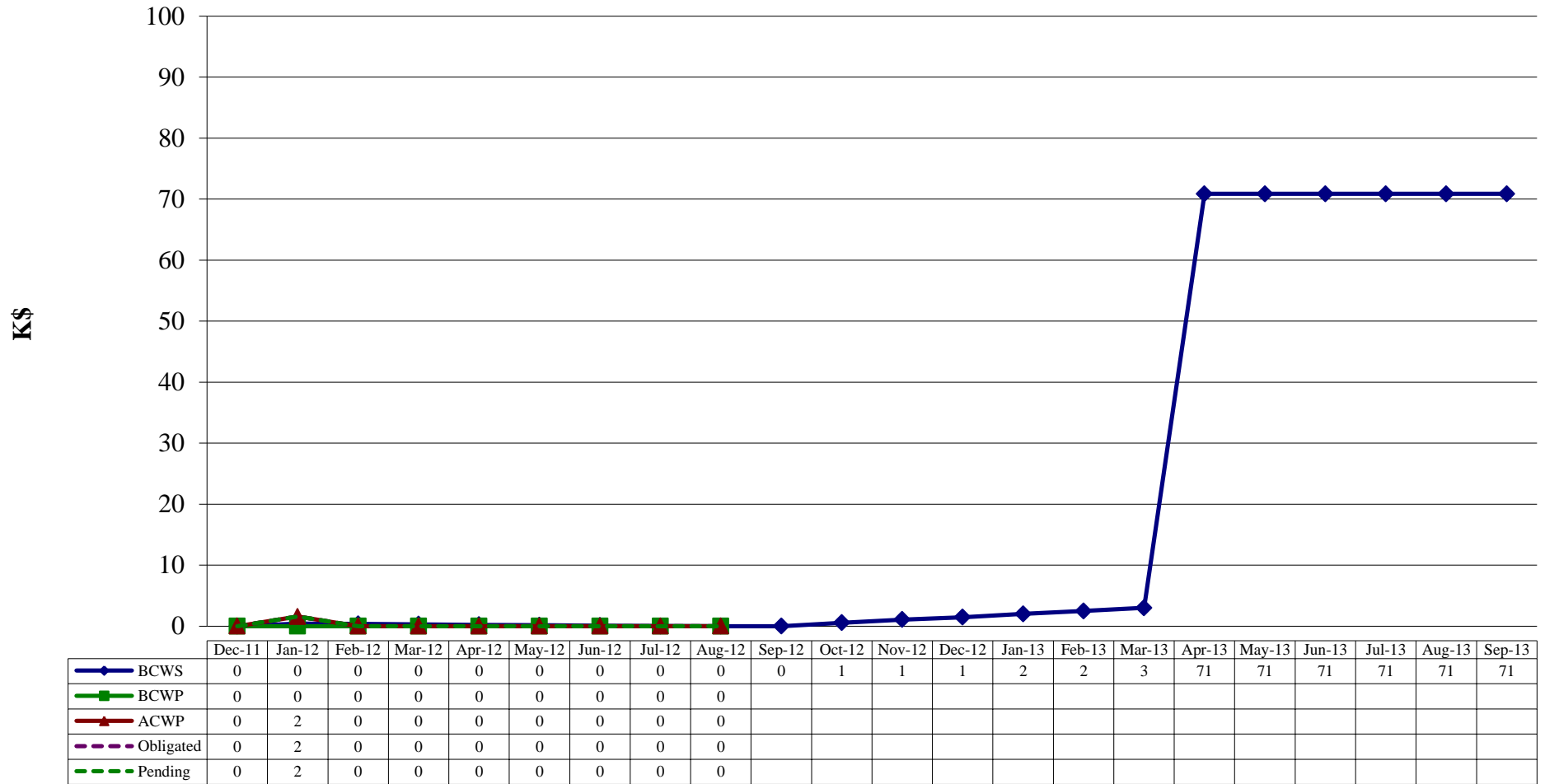
	Dec-11	Jan-12	Feb-12	Mar-12	Apr-12	May-12	Jun-12	Jul-12	Aug-12	Sep-12	Oct-12	Nov-12	Dec-12	Jan-13	Feb-13	Mar-13	Apr-13	May-13	Jun-13	Jul-13	Aug-13	Sep-13
BCWS	75	94	113	124	133	177	183	190	197	274	281	636	651	671	701	768	832	832	832	832	832	832
BCWP	90	101	101	101	303	303	303	303	379													
ACWP	124	124	141	145	347	349	360	366	482													
Obligated	124	124	569	572	581	582	593	599	621													
Pending	362	363	569	572	581	582	593	599	633													

12 GeV 1.4.3.6.5 Vacuum System Earned Value \$K



	Dec-11	Jan-12	Feb-12	Mar-12	Apr-12	May-12	Jun-12	Jul-12	Aug-12	Sep-12	Oct-12	Nov-12	Dec-12	Jan-13	Feb-13	Mar-13	Apr-13	May-13	Jun-13	Jul-13	Aug-13	Sep-13
BCWS	11	11	11	11	11	11	11	11	11	11	11	11	11	15	91	233	396	397	397	398	399	399
BCWP	11	11	11	11	11	11	11	11	11													
ACWP	7	7	7	7	7	7	7	7	7													
Obligated	7	7	7	7	7	7	7	7	7													
Pending	7	7	7	7	7	7	12	80	7													

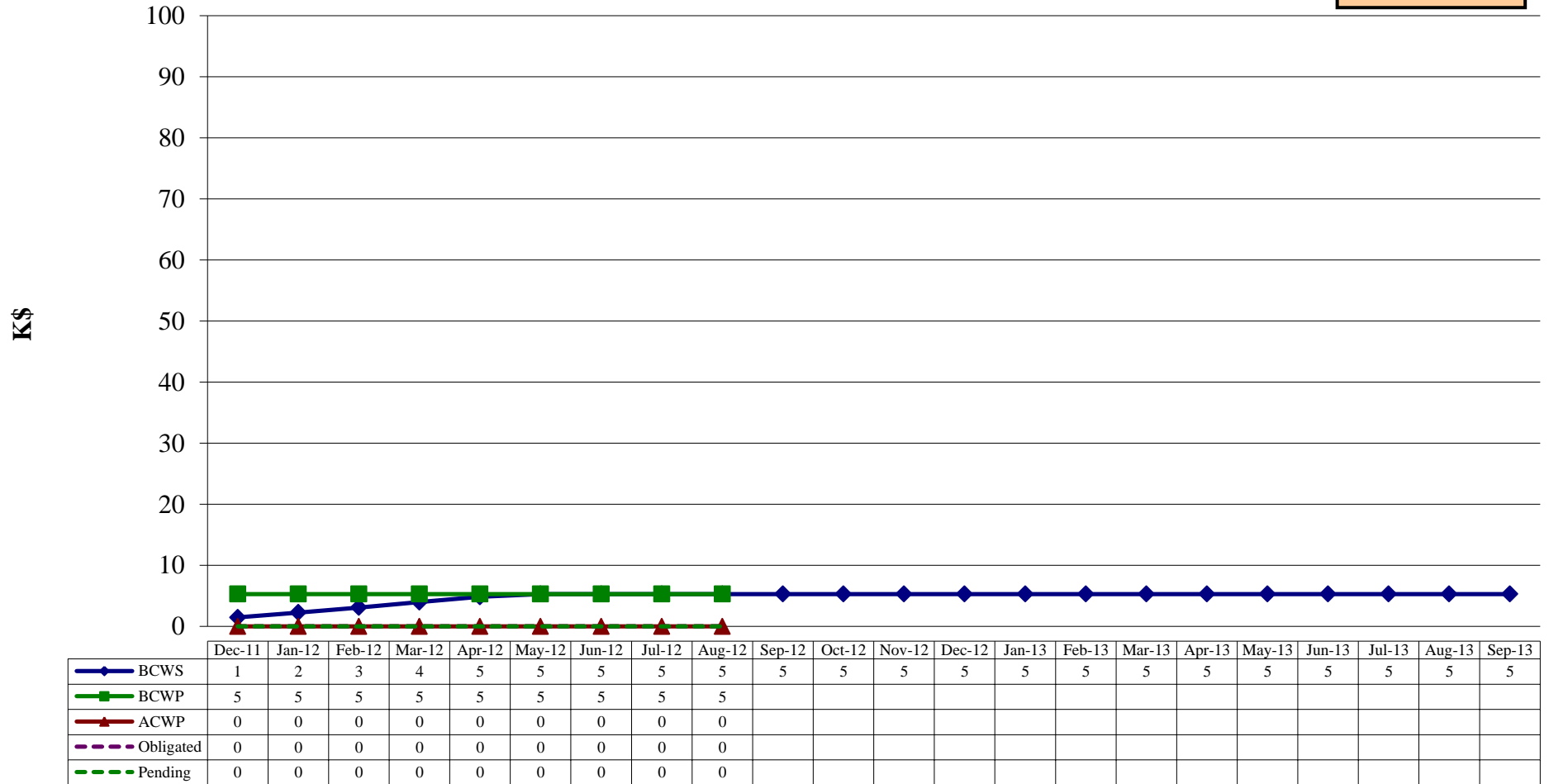
12 GeV 1.4.3.6.6 Cabling Earned Value \$K



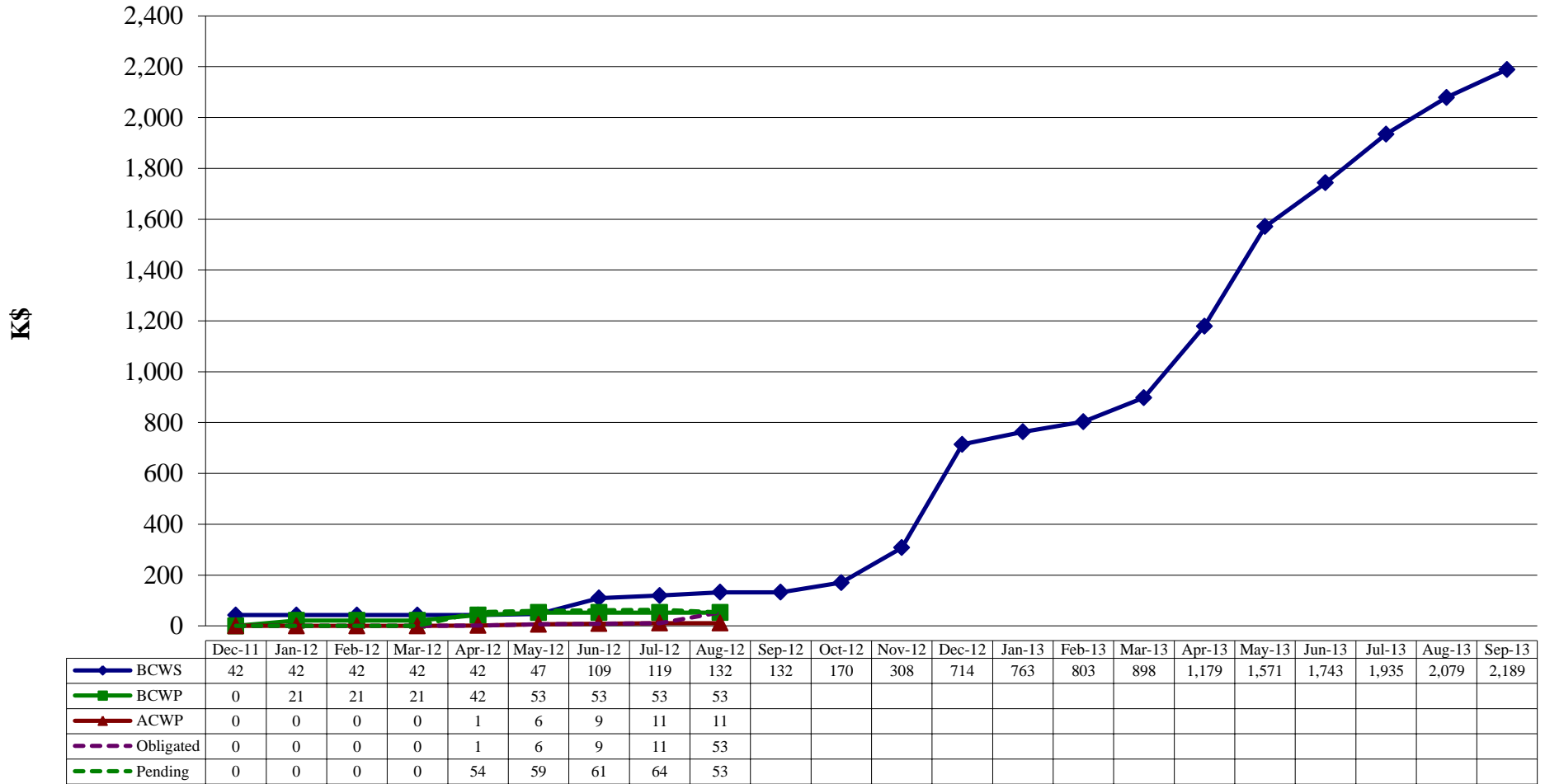
12 GeV 1.4.3.6.7 SOS Pivot Modifications

Earned Value \$K

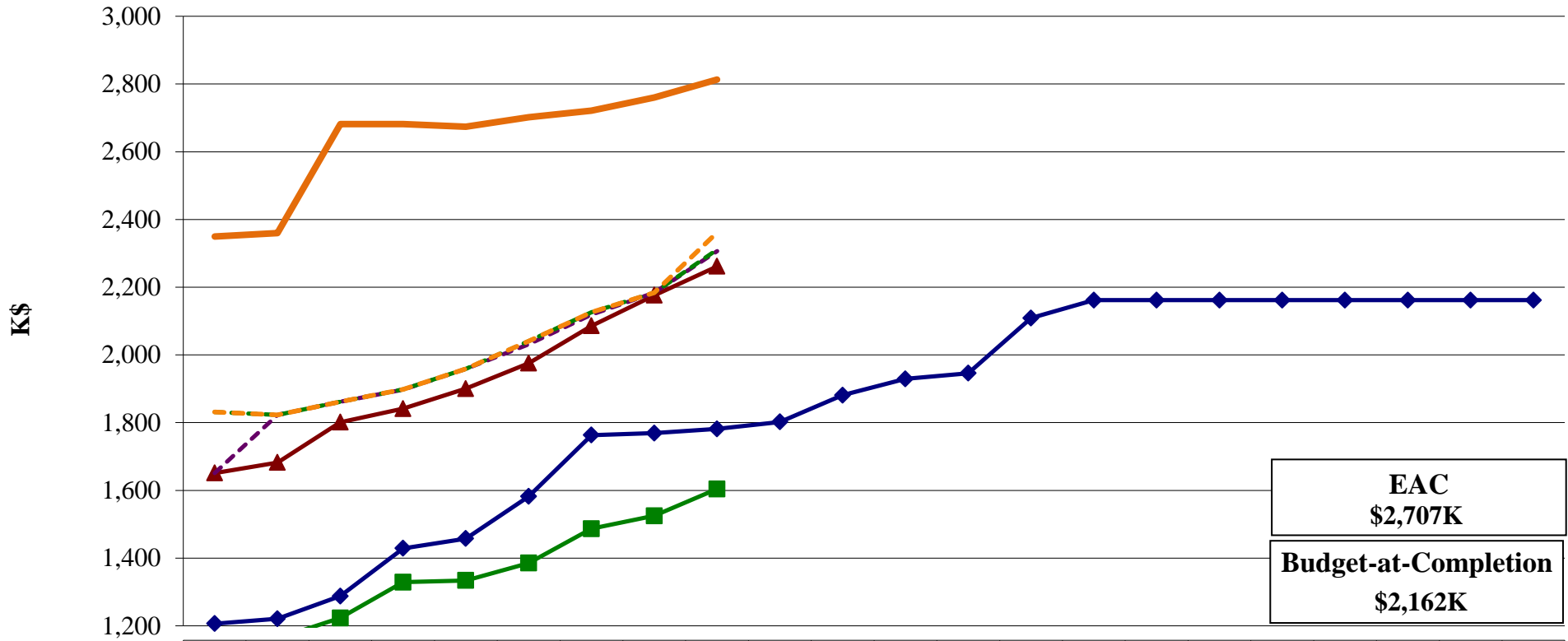
**Account
Closed**



12 GeV 1.4.3.6.8 Installation Earned Value \$K

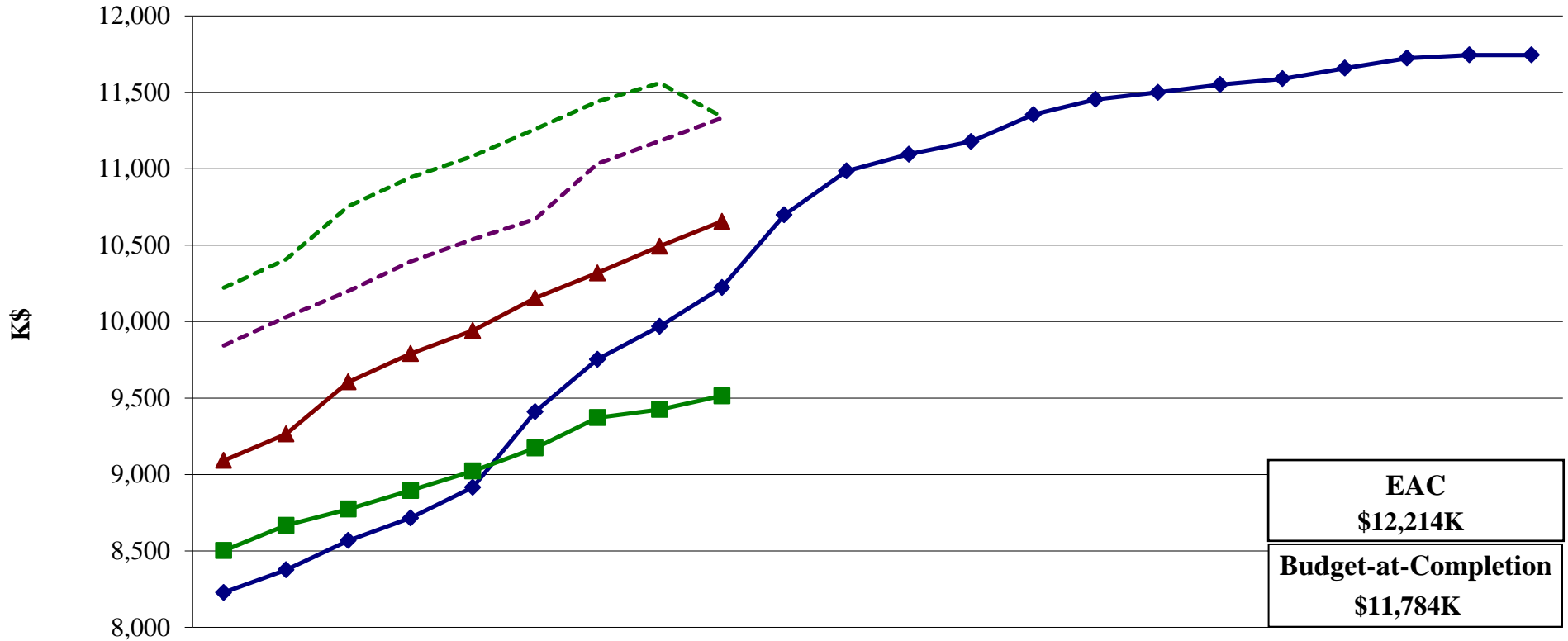


12 GeV 1.5.1 Solenoid Earned Value \$K



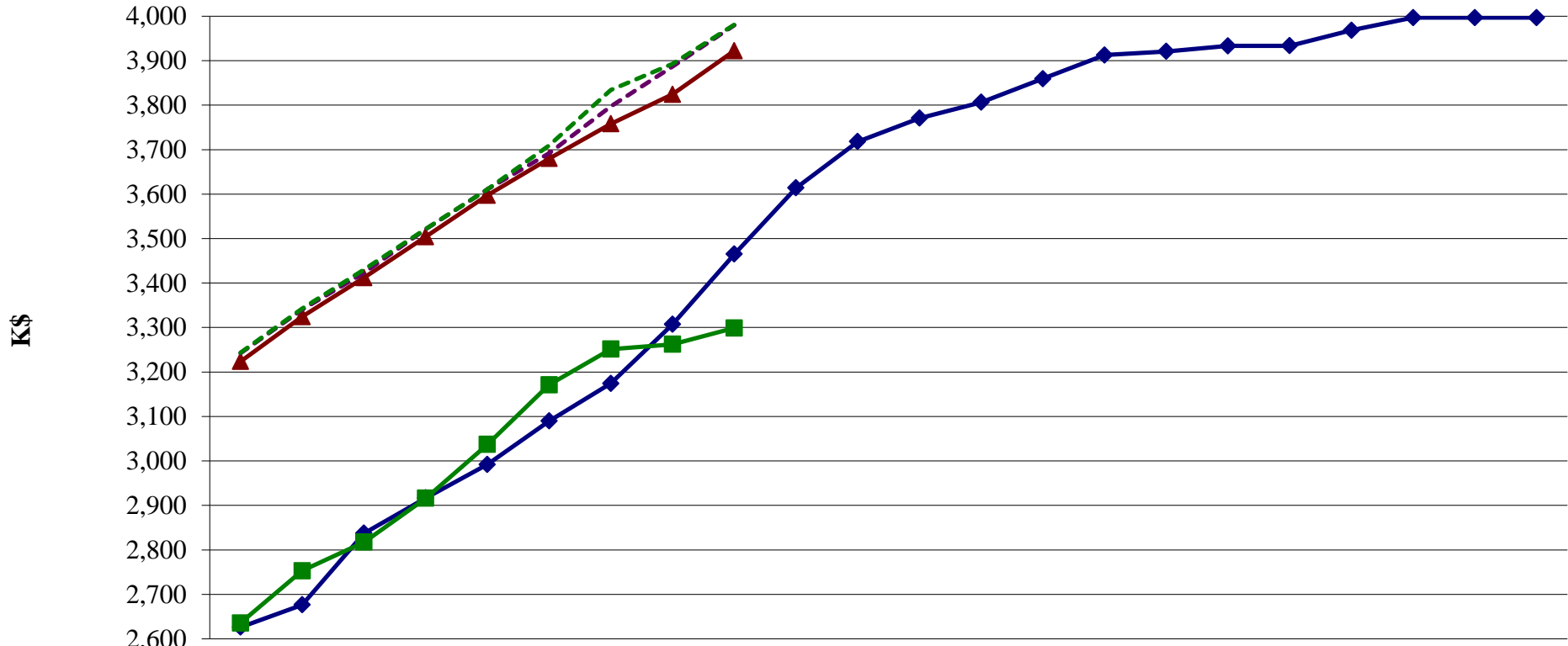
	Dec-11	Jan-12	Feb-12	Mar-12	Apr-12	May-12	Jun-12	Jul-12	Aug-12	Sep-12	Oct-12	Nov-12	Dec-12	Jan-13	Feb-13	Mar-13	Apr-13	May-13	Jun-13	Jul-13	Aug-13	Sep-13	
BCWS	1,206	1,221	1,288	1,429	1,458	1,582	1,763	1,769	1,782	1,802	1,881	1,929	1,946	2,109	2,162	2,162	2,162	2,162	2,162	2,162	2,162	2,162	2,162
BCWP	1,163	1,163	1,223	1,329	1,334	1,385	1,487	1,525	1,604														
ACWP	1,651	1,682	1,801	1,842	1,900	1,975	2,086	2,176	2,262														
Obligated	1,651	1,823	1,862	1,897	1,959	2,032	2,119	2,184	2,307														
Pending	1,831	1,823	1,862	1,899	1,959	2,041	2,126	2,184	2,311														
NOFUND & FY13 PRs	1,831	1,823	1,862	1,899	1,959	2,041	2,126	2,184	2,361														
CAM EAC	2,350	2,360	2,681	2,682	2,674	2,702	2,722	2,761	2,813														

12 GeV 1.5.2 Detectors Earned Value \$K



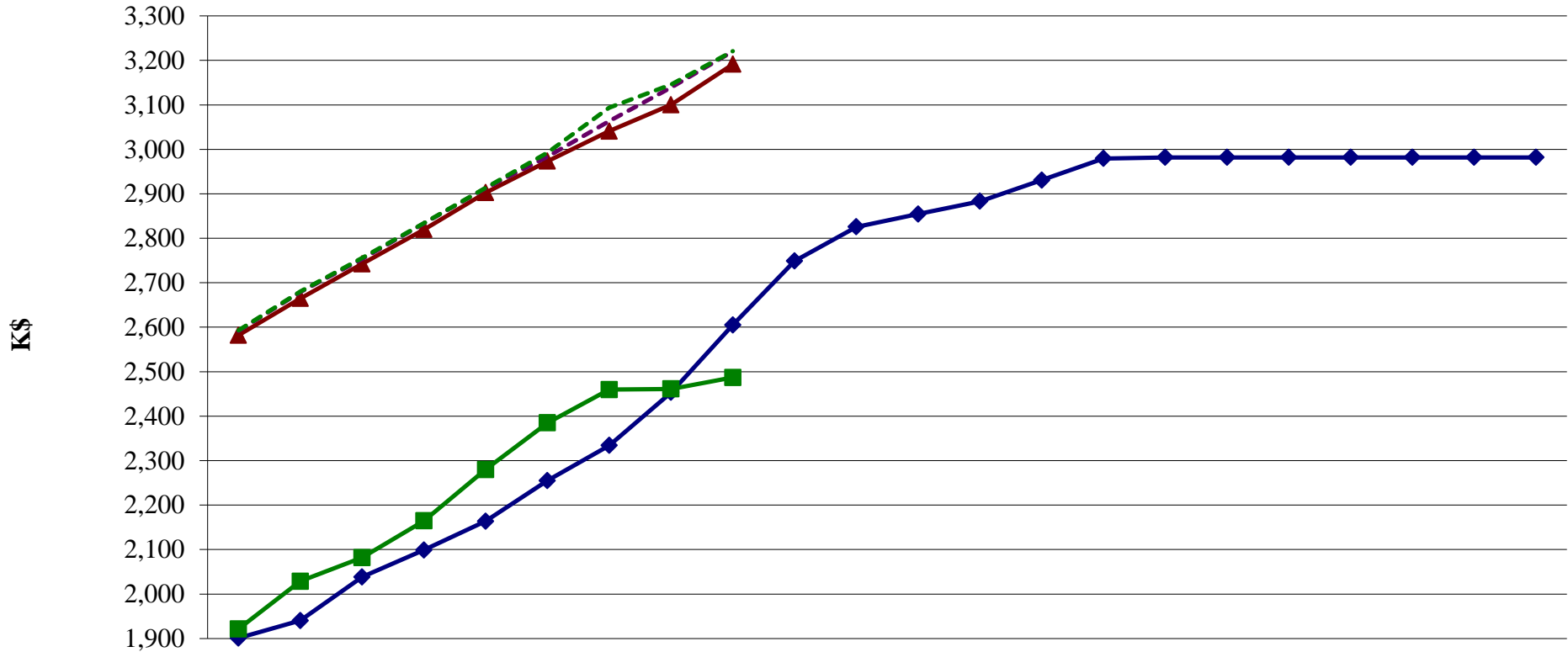
	Dec-11	Jan-12	Feb-12	Mar-12	Apr-12	May-12	Jun-12	Jul-12	Aug-12	Sep-12	Oct-12	Nov-12	Dec-12	Jan-13	Feb-13	Mar-13	Apr-13	May-13	Jun-13	Jul-13	Aug-13	Sep-13
BCWS	8,228	8,376	8,567	8,715	8,916	9,411	9,753	9,970	10,223	10,698	10,985	11,095	11,178	11,355	11,454	11,500	11,550	11,589	11,658	11,723	11,744	11,744
BCWP	8,502	8,667	8,774	8,895	9,022	9,173	9,372	9,425	9,515													
ACWP	9,092	9,265	9,605	9,790	9,941	10,155	10,318	10,494	10,656													
Obligated	9,843	10,030	10,200	10,393	10,539	10,672	11,033	11,183	11,333													
Pending	10,223	10,407	10,754	10,943	11,084	11,261	11,439	11,561	11,342													
CAM EAC	12,221	12,369	12,381	12,614	12,679	12,703	12,766	12,730	12,853													

12 GeV 1.5.2.1 Tracking Earned Value \$K



	Dec-11	Jan-12	Feb-12	Mar-12	Apr-12	May-12	Jun-12	Jul-12	Aug-12	Sep-12	Oct-12	Nov-12	Dec-12	Jan-13	Feb-13	Mar-13	Apr-13	May-13	Jun-13	Jul-13	Aug-13	Sep-13
BCWS	2,626	2,677	2,837	2,917	2,992	3,090	3,174	3,307	3,465	3,614	3,718	3,771	3,807	3,859	3,913	3,921	3,933	3,934	3,968	3,997	3,997	3,997
BCWP	2,636	2,753	2,818	2,916	3,037	3,171	3,251	3,262	3,299													
ACWP	3,223	3,324	3,412	3,504	3,597	3,680	3,758	3,824	3,922													
Obligated	3,242	3,340	3,423	3,521	3,611	3,692	3,797	3,887	3,980													
Pending	3,244	3,343	3,430	3,522	3,611	3,709	3,834	3,893	3,981													

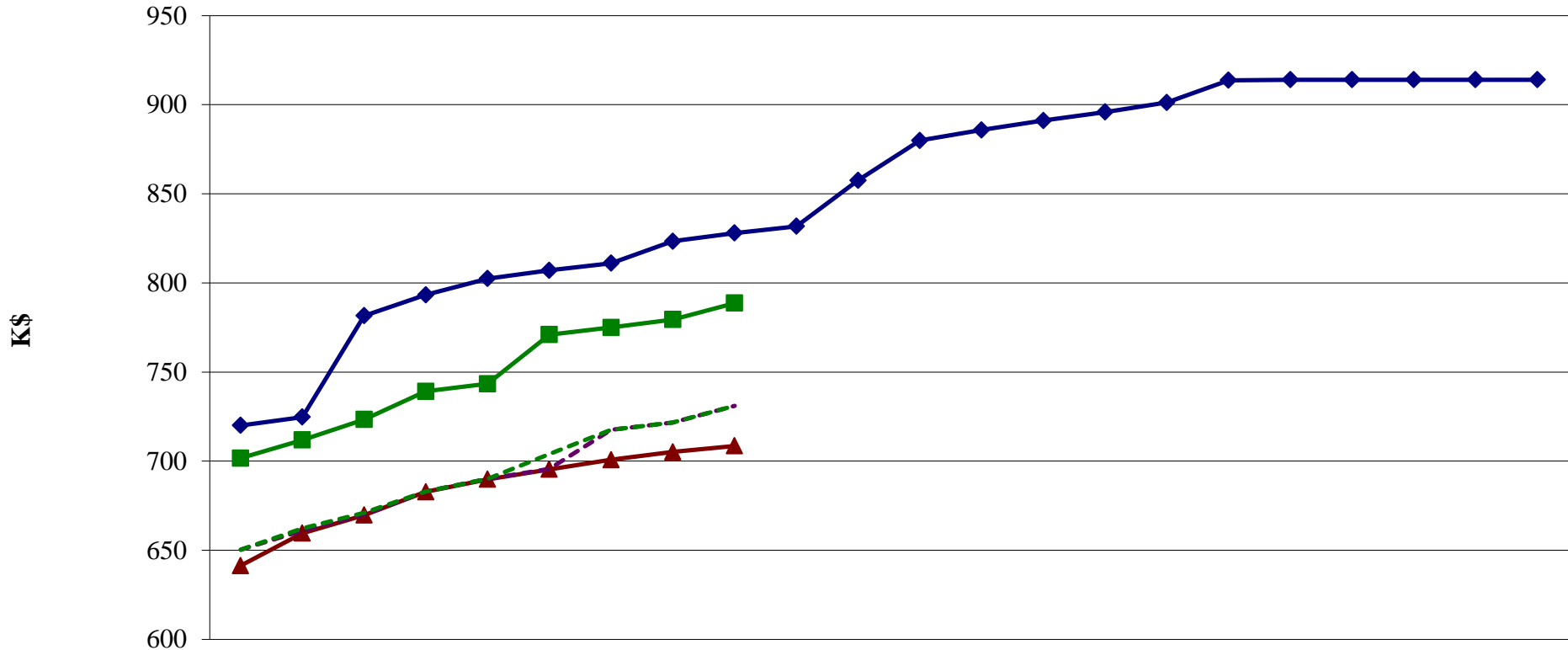
12 GeV 1.5.2.1.1 Tracking Forward Chambers Earned Value \$K



	Dec-11	Jan-12	Feb-12	Mar-12	Apr-12	May-12	Jun-12	Jul-12	Aug-12	Sep-12	Oct-12	Nov-12	Dec-12	Jan-13	Feb-13	Mar-13	Apr-13	May-13	Jun-13	Jul-13	Aug-13	Sep-13	
BCWS	1,901	1,940	2,038	2,099	2,164	2,255	2,334	2,453	2,605	2,749	2,826	2,854	2,883	2,931	2,979	2,982	2,982	2,982	2,982	2,982	2,982	2,982	2,982
BCWP	1,922	2,029	2,082	2,164	2,280	2,385	2,460	2,461	2,487														
ACWP	2,582	2,665	2,742	2,820	2,902	2,973	3,041	3,100	3,191														
Obligated	2,592	2,679	2,753	2,833	2,913	2,984	3,063	3,139	3,220														
Pending	2,593	2,680	2,756	2,834	2,913	2,993	3,093	3,146	3,221														

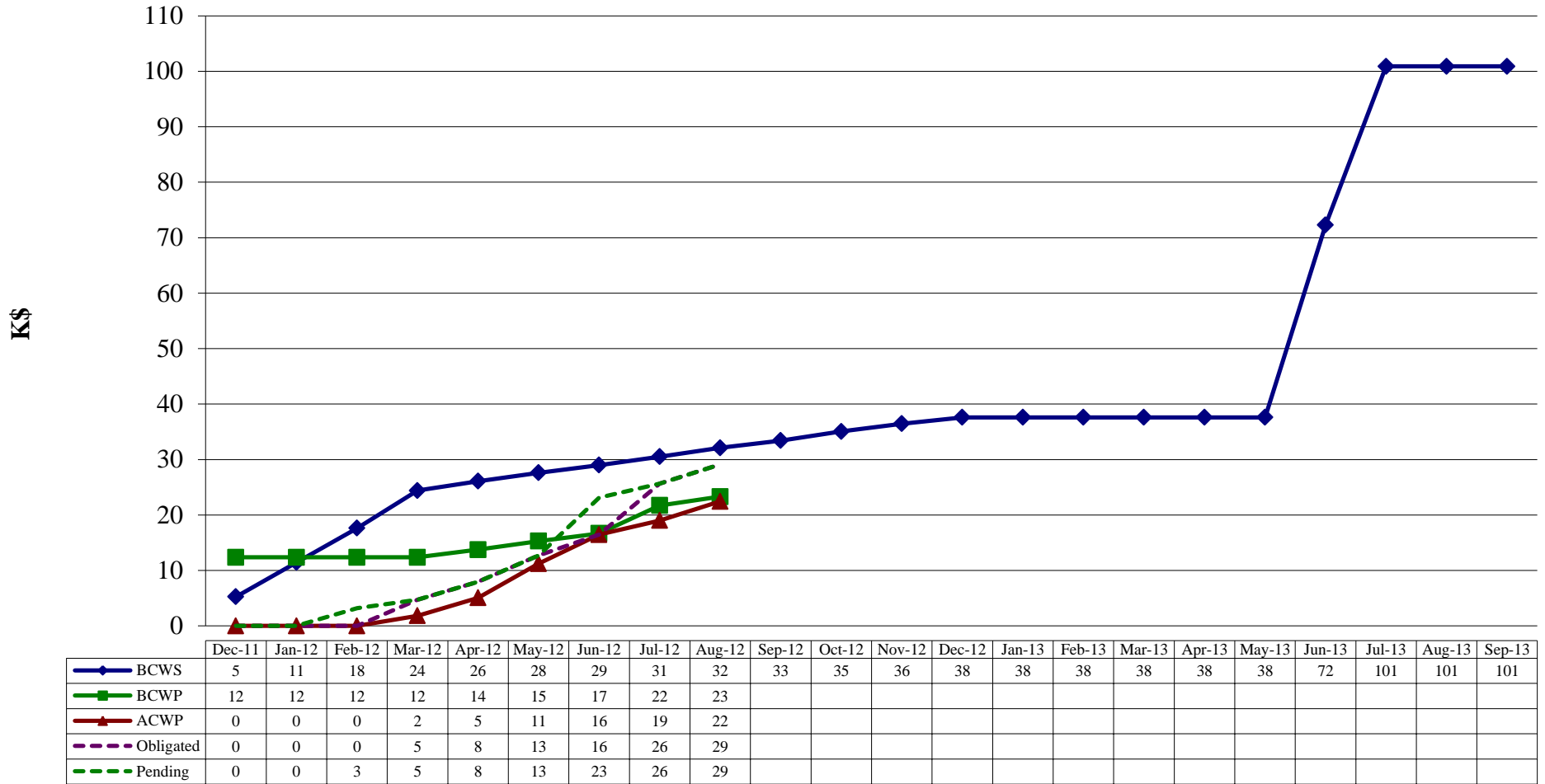
12 GeV 1.5.2.1.2 Tracking Central Chambers

Earned Value \$K



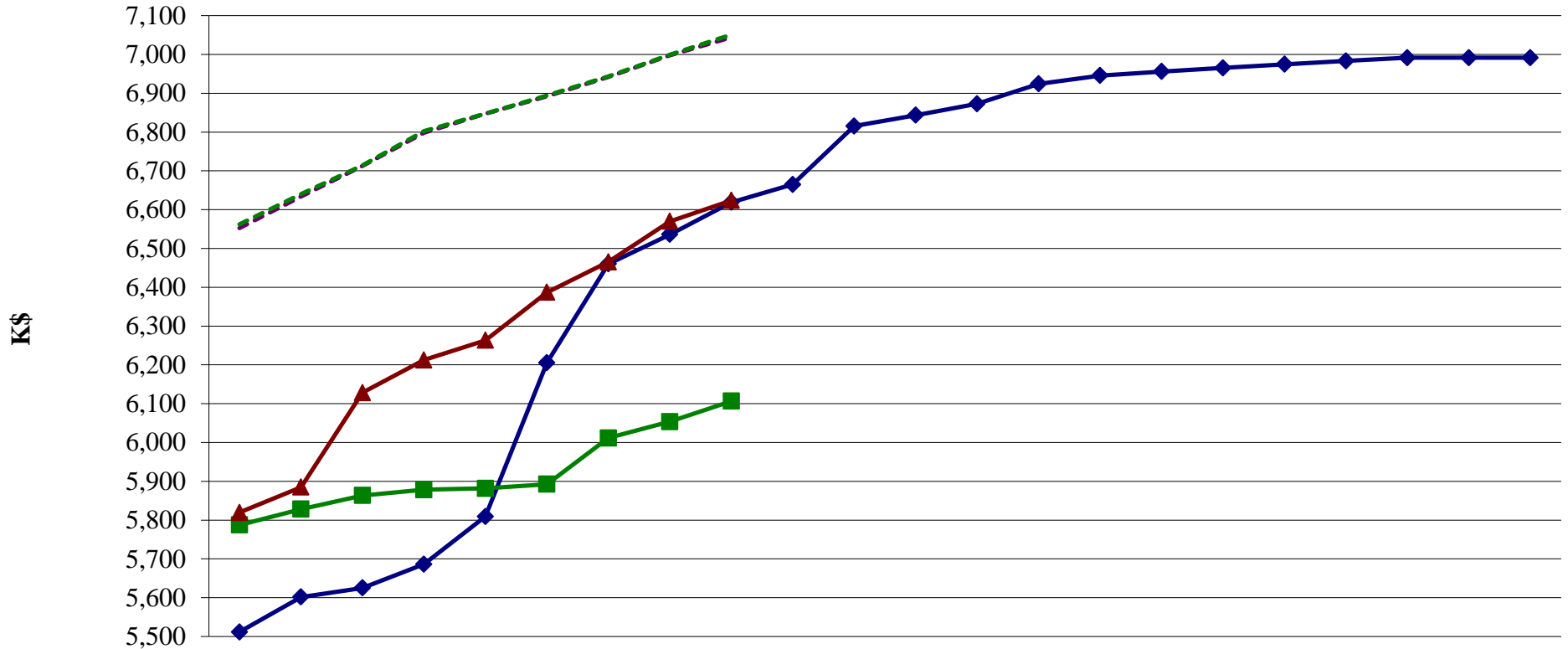
	Dec-11	Jan-12	Feb-12	Mar-12	Apr-12	May-12	Jun-12	Jul-12	Aug-12	Sep-12	Oct-12	Nov-12	Dec-12	Jan-13	Feb-13	Mar-13	Apr-13	May-13	Jun-13	Jul-13	Aug-13	Sep-13
BCWS	720	725	782	793	802	807	811	823	828	832	858	880	886	891	896	901	914	914	914	914	914	914
BCWP	702	712	723	739	743	771	775	779	789													
ACWP	641	660	670	683	690	695	701	705	709													
Obligated	650	661	670	683	690	696	718	722	731													
Pending	650	662	671	683	690	704	718	722	731													

12 GeV 1.5.2.1.3 Tracking Start Counter Earned Value \$K



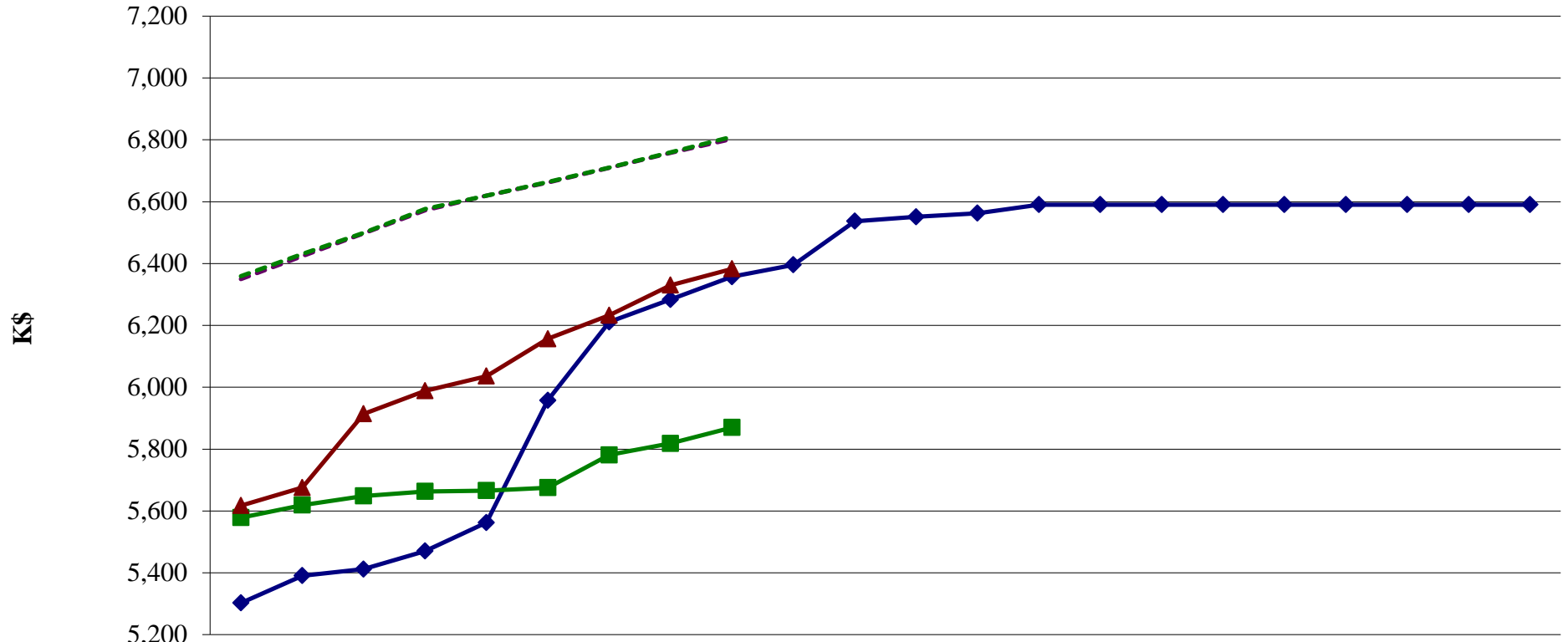
12 GeV 1.5.2.2 Calorimetry

Earned Value \$K



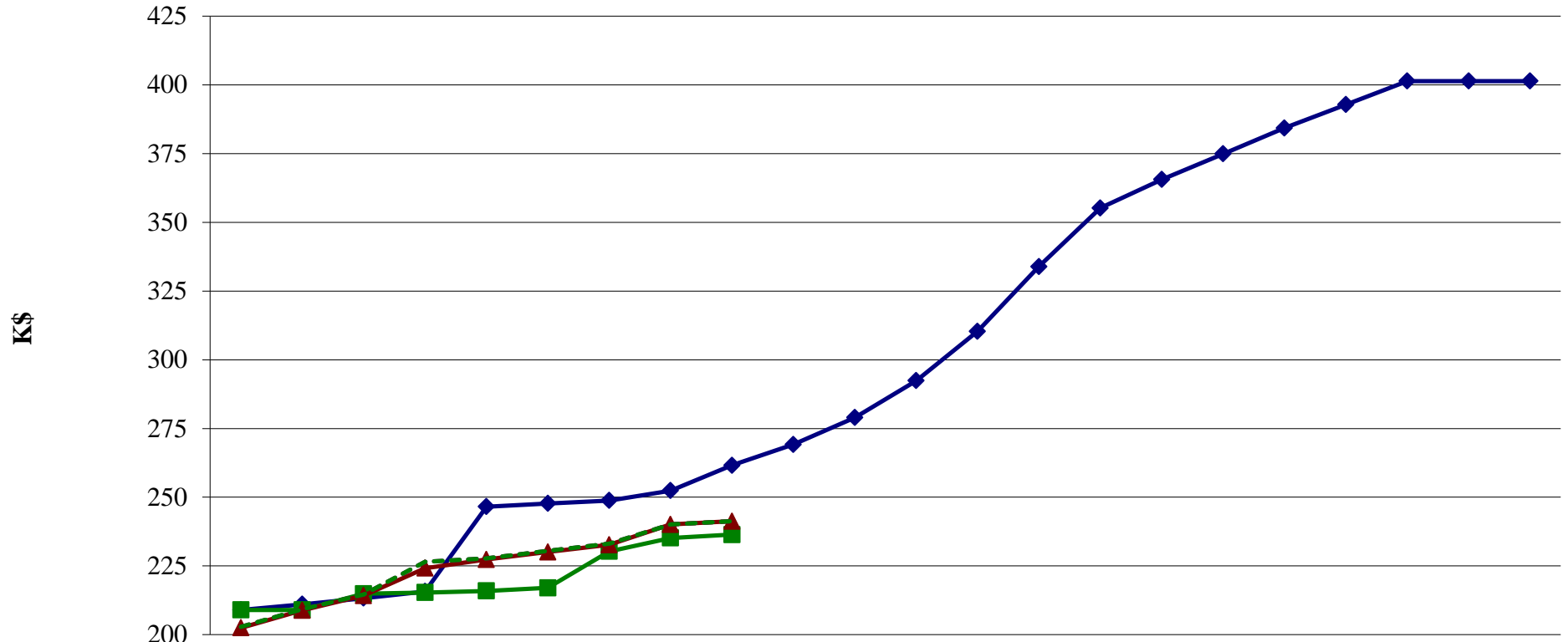
	Dec-11	Jan-12	Feb-12	Mar-12	Apr-12	May-12	Jun-12	Jul-12	Aug-12	Sep-12	Oct-12	Nov-12	Dec-12	Jan-13	Feb-13	Mar-13	Apr-13	May-13	Jun-13	Jul-13	Aug-13	Sep-13
BCWS	5,512	5,602	5,625	5,686	5,809	6,206	6,460	6,536	6,619	6,665	6,816	6,844	6,873	6,924	6,946	6,956	6,965	6,975	6,983	6,992	6,992	6,992
BCWP	5,788	5,828	5,863	5,878	5,882	5,893	6,012	6,054	6,106													
ACWP	5,820	5,885	6,128	6,213	6,263	6,387	6,465	6,570	6,624													
Obligated	6,552	6,634	6,713	6,799	6,847	6,892	6,942	6,998	7,044													
Pending	6,562	6,640	6,714	6,802	6,847	6,894	6,943	6,999	7,051													

12 GeV 1.5.2.2.1 Barrel Calorimeter Earned Value \$K



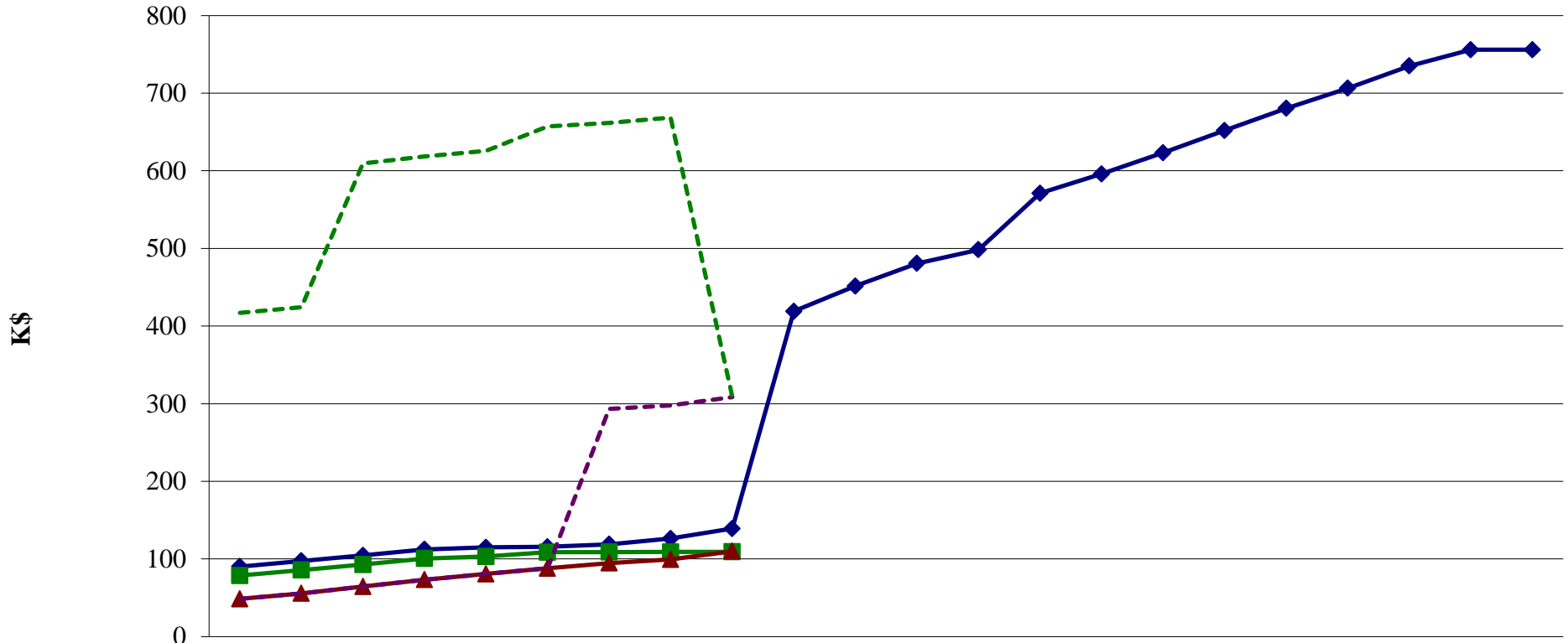
	Dec-11	Jan-12	Feb-12	Mar-12	Apr-12	May-12	Jun-12	Jul-12	Aug-12	Sep-12	Oct-12	Nov-12	Dec-12	Jan-13	Feb-13	Mar-13	Apr-13	May-13	Jun-13	Jul-13	Aug-13	Sep-13	
BCWS	5,303	5,391	5,412	5,470	5,563	5,958	6,211	6,284	6,357	6,396	6,537	6,551	6,563	6,590	6,590	6,590	6,590	6,590	6,590	6,590	6,590	6,590	6,590
BCWP	5,579	5,619	5,648	5,663	5,666	5,676	5,781	5,819	5,870														
ACWP	5,617	5,676	5,914	5,988	6,036	6,157	6,233	6,330	6,383														
Obligated	6,349	6,424	6,498	6,572	6,620	6,662	6,709	6,758	6,803														
Pending	6,359	6,431	6,500	6,576	6,620	6,664	6,710	6,759	6,810														

12 GeV 1.5.2.2.2 Forward Calorimeter Earned Value \$K



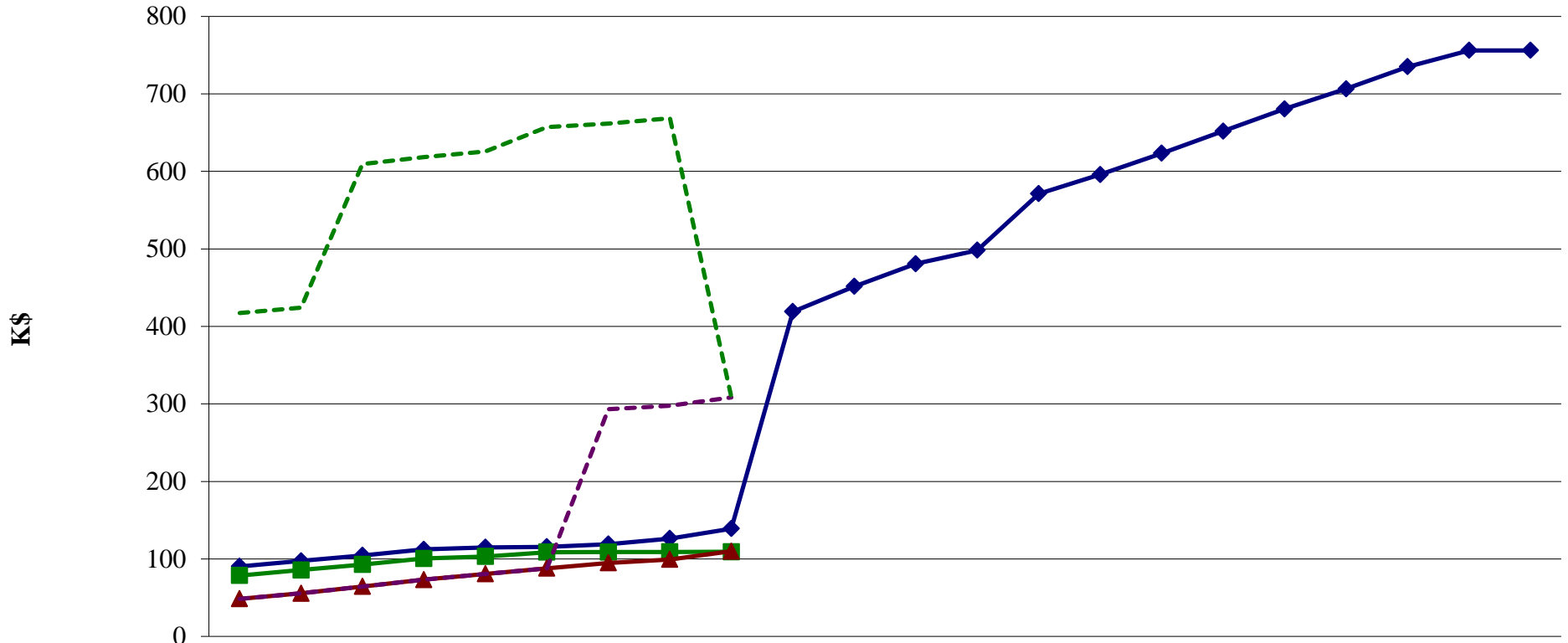
	Dec-11	Jan-12	Feb-12	Mar-12	Apr-12	May-12	Jun-12	Jul-12	Aug-12	Sep-12	Oct-12	Nov-12	Dec-12	Jan-13	Feb-13	Mar-13	Apr-13	May-13	Jun-13	Jul-13	Aug-13	Sep-13
BCWS	209	211	213	216	247	248	249	252	262	269	279	292	310	334	355	366	375	384	393	401	401	401
BCWP	209	209	215	215	216	217	230	235	236													
ACWP	202	209	214	224	227	230	233	240	241													
Obligated	203	209	215	227	228	230	233	240	241													
Pending	203	209	215	227	228	230	233	240	241													

12 GeV 1.5.2.3 Particle ID Earned Value \$K



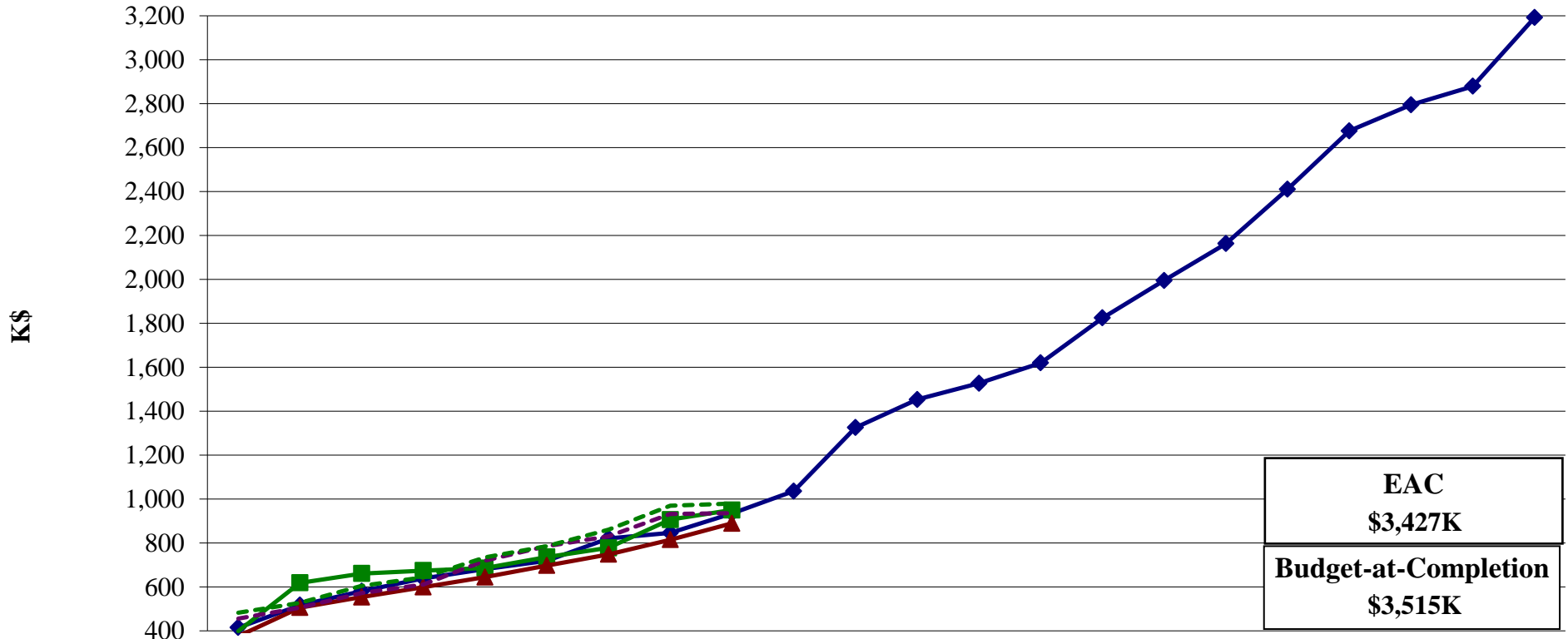
	Dec-11	Jan-12	Feb-12	Mar-12	Apr-12	May-12	Jun-12	Jul-12	Aug-12	Sep-12	Oct-12	Nov-12	Dec-12	Jan-13	Feb-13	Mar-13	Apr-13	May-13	Jun-13	Jul-13	Aug-13	Sep-13
BCWS	90	97	105	112	115	116	119	126	139	419	451	481	498	571	596	623	652	680	706	735	756	756
BCWP	79	86	93	101	103	109	109	109	109													
ACWP	49	56	64	73	81	88	95	99	110													
Obligated	49	56	64	73	81	88	293	298	308													
Pending	417	424	609	618	626	657	662	669	309													

12 GeV 1.5.2.3.1 Particle ID Time-of-Flight Earned Value \$K



	Dec-11	Jan-12	Feb-12	Mar-12	Apr-12	May-12	Jun-12	Jul-12	Aug-12	Sep-12	Oct-12	Nov-12	Dec-12	Jan-13	Feb-13	Mar-13	Apr-13	May-13	Jun-13	Jul-13	Aug-13	Sep-13
BCWS	90	97	105	112	115	116	119	126	139	419	451	481	498	571	596	623	652	680	706	735	756	756
BCWP	79	86	93	101	103	109	109	109	109													
ACWP	49	56	64	73	81	88	95	99	110													
Obligated	49	56	64	73	81	88	293	298	308													
Pending	417	424	609	618	626	657	662	669	309													

12 GeV 1.5.3 Computing Earned Value \$K

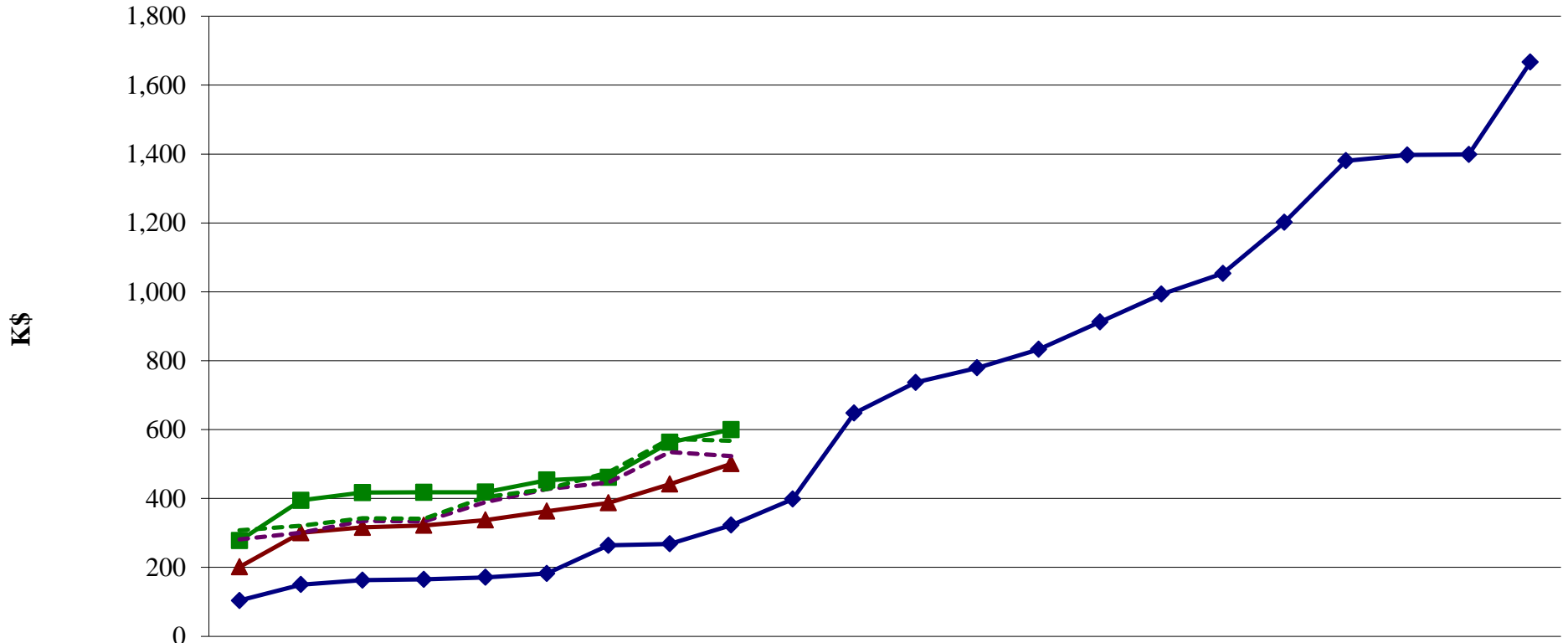


EAC \$3,427K
Budget-at-Completion \$3,515K

	Dec-11	Jan-12	Feb-12	Mar-12	Apr-12	May-12	Jun-12	Jul-12	Aug-12	Sep-12	Oct-12	Nov-12	Dec-12	Jan-13	Feb-13	Mar-13	Apr-13	May-13	Jun-13	Jul-13	Aug-13	Sep-13
BCWS	415	517	580	639	682	719	821	846	935	1,036	1,325	1,453	1,527	1,620	1,825	1,995	2,163	2,411	2,676	2,795	2,879	3,192
BCWP	399	619	661	674	686	737	778	907	951													
ACWP	376	506	554	600	645	697	748	815	890													
Obligated	456	506	573	611	721	786	831	932	936													
Pending	482	527	606	644	735	786	861	970	980													
CAM EAC	3,634	3,659	3,403	3,408	3,441	3,474	3,476	3,485	3,424													

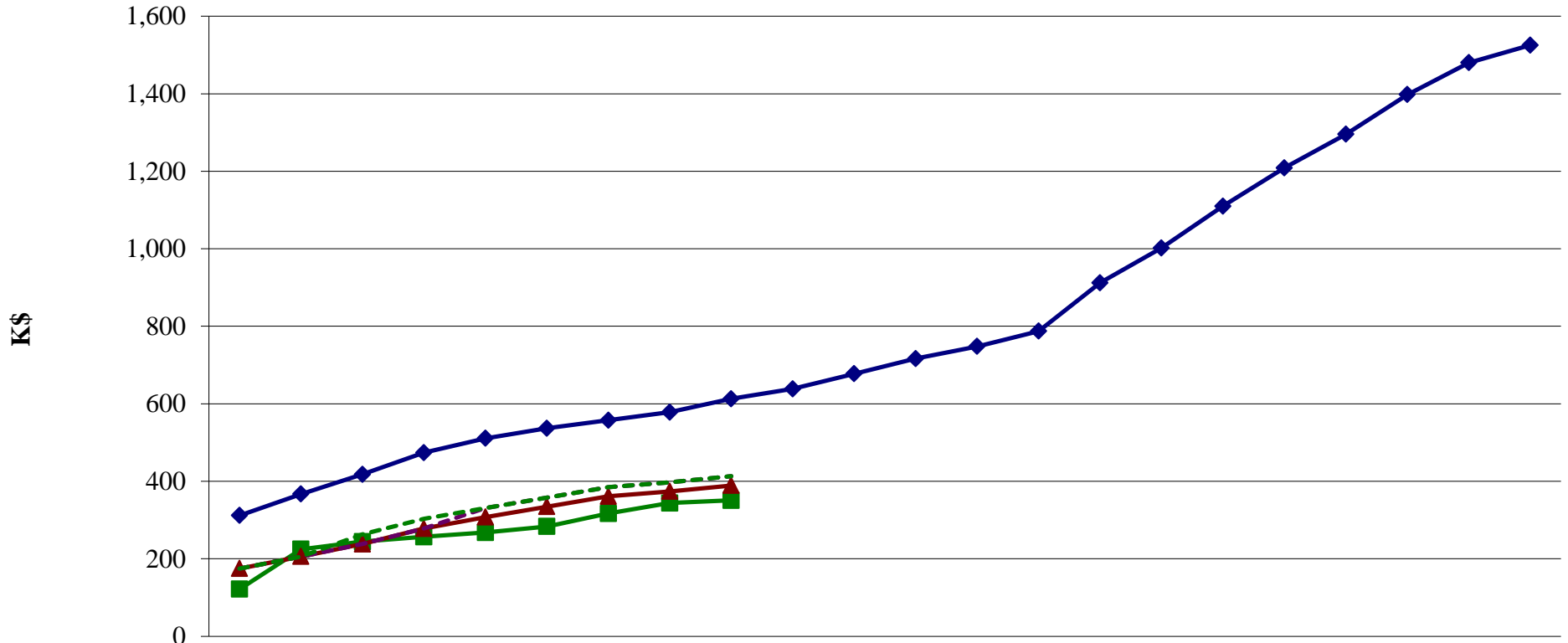
12 GeV 1.5.3.1 DAQ

Earned Value \$K



	Dec-11	Jan-12	Feb-12	Mar-12	Apr-12	May-12	Jun-12	Jul-12	Aug-12	Sep-12	Oct-12	Nov-12	Dec-12	Jan-13	Feb-13	Mar-13	Apr-13	May-13	Jun-13	Jul-13	Aug-13	Sep-13	
BCWS	104	150	163	165	171	182	264	268	323	398	648	737	779	833	912	993	1,053	1,202	1,381	1,397	1,399	1,667	
BCWP	277	394	417	418	418	453	462	563	600														
ACWP	201	301	316	322	337	363	387	441	501														
Obligated	282	301	335	333	389	428	446	534	523														
Pending	308	321	343	341	404	428	476	573	567														

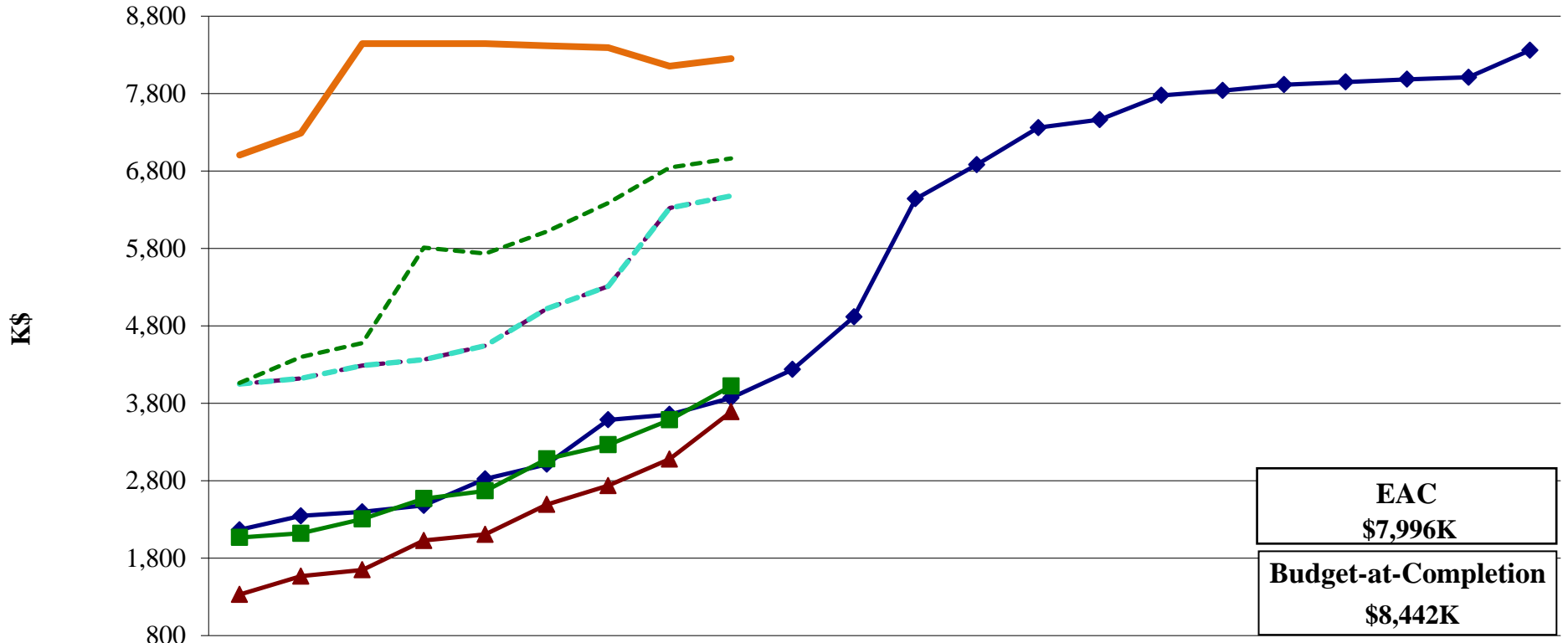
12 GeV 1.5.3.2 Online Computing Earned Value \$K



	Dec-11	Jan-12	Feb-12	Mar-12	Apr-12	May-12	Jun-12	Jul-12	Aug-12	Sep-12	Oct-12	Nov-12	Dec-12	Jan-13	Feb-13	Mar-13	Apr-13	May-13	Jun-13	Jul-13	Aug-13	Sep-13
BCWS	312	367	418	474	511	537	557	578	613	638	677	716	748	787	912	1,002	1,110	1,209	1,295	1,398	1,480	1,525
BCWP	121	224	244	257	268	283	317	344	351													
ACWP	175	206	238	278	307	334	361	374	389													
Obligated	175	206	238	278	331	358	385	398	413													
Pending	175	206	263	303	331	358	385	398	413													

12 GeV 1.5.4 Electronics

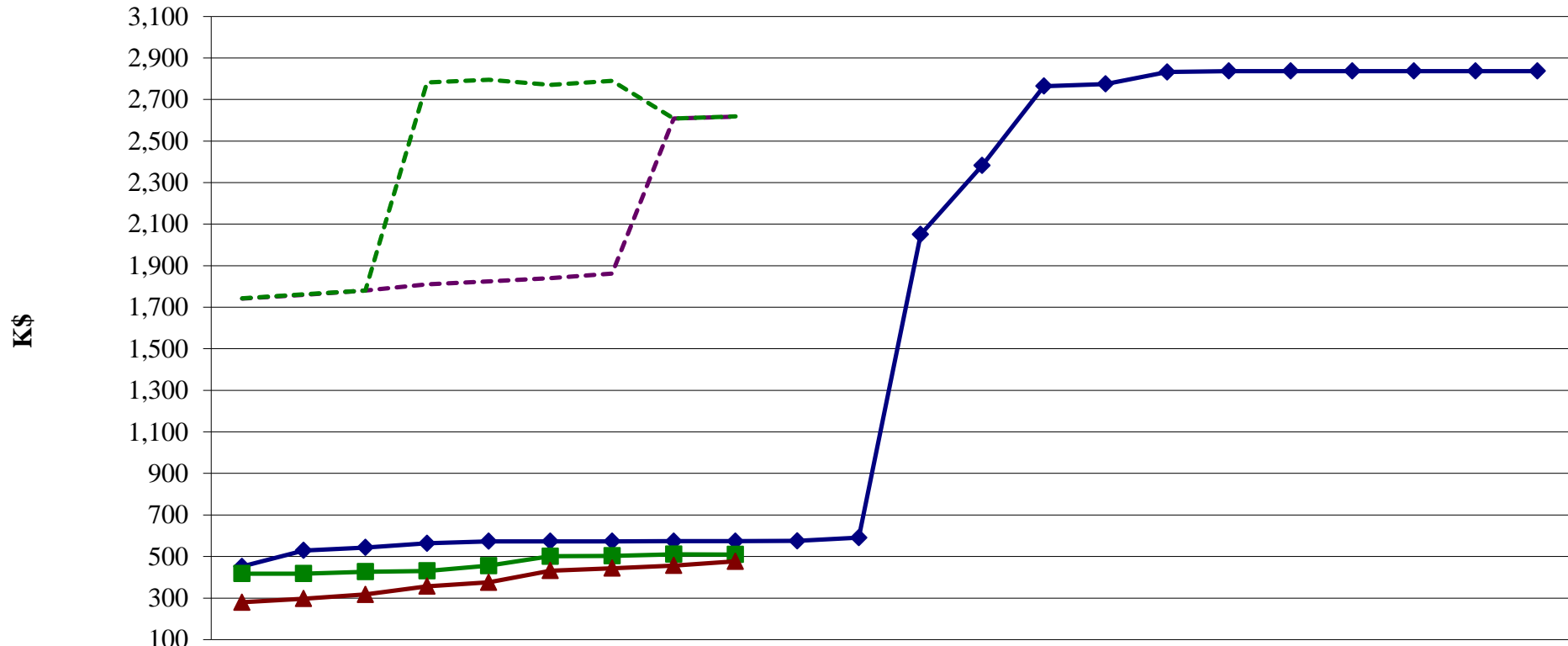
Earned Value \$K



EAC \$7,996K
Budget-at-Completion \$8,442K

	Dec-11	Jan-12	Feb-12	Mar-12	Apr-12	May-12	Jun-12	Jul-12	Aug-12	Sep-12	Oct-12	Nov-12	Dec-12	Jan-13	Feb-13	Mar-13	Apr-13	May-13	Jun-13	Jul-13	Aug-13	Sep-13
BCWS	2,167	2,347	2,399	2,481	2,825	3,012	3,588	3,656	3,870	4,238	4,917	6,442	6,882	7,360	7,463	7,776	7,839	7,915	7,949	7,984	8,009	8,360
BCWP	2,069	2,121	2,307	2,570	2,671	3,082	3,266	3,586	4,023													
ACWP	1,332	1,568	1,649	2,029	2,108	2,494	2,737	3,081	3,692													
Obligated	4,049	4,121	4,289	4,364	4,546	5,022	5,311	6,322	6,478													
FY12 Phase POs	4,049	4,121	4,289	4,364	4,546	5,022	5,311	6,322	6,478													
Pending	4,063	4,399	4,580	5,809	5,734	6,018	6,387	6,846	6,961													
CAM EAC	7,007	7,290	8,445	8,445	8,445	8,417	8,392	8,156	8,252													

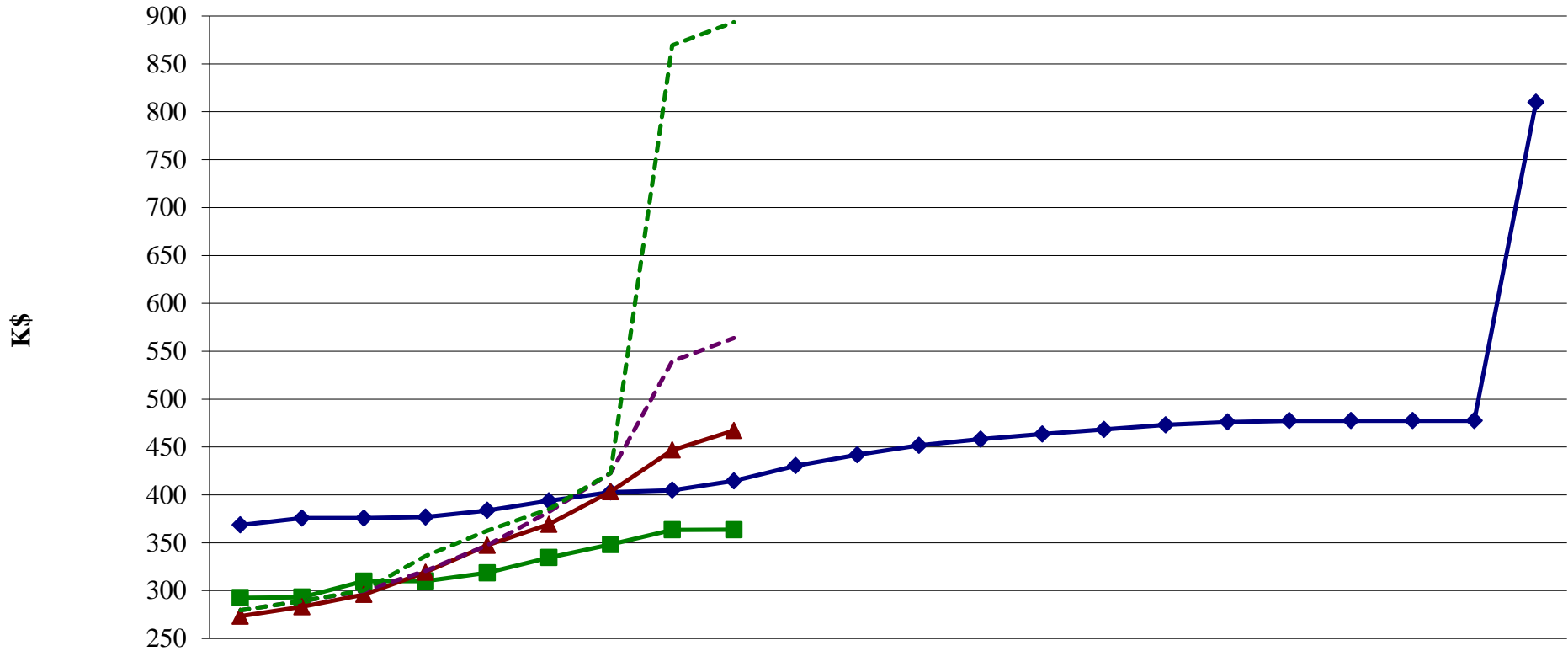
12 GeV 1.5.4.1 FADC Earned Value \$K



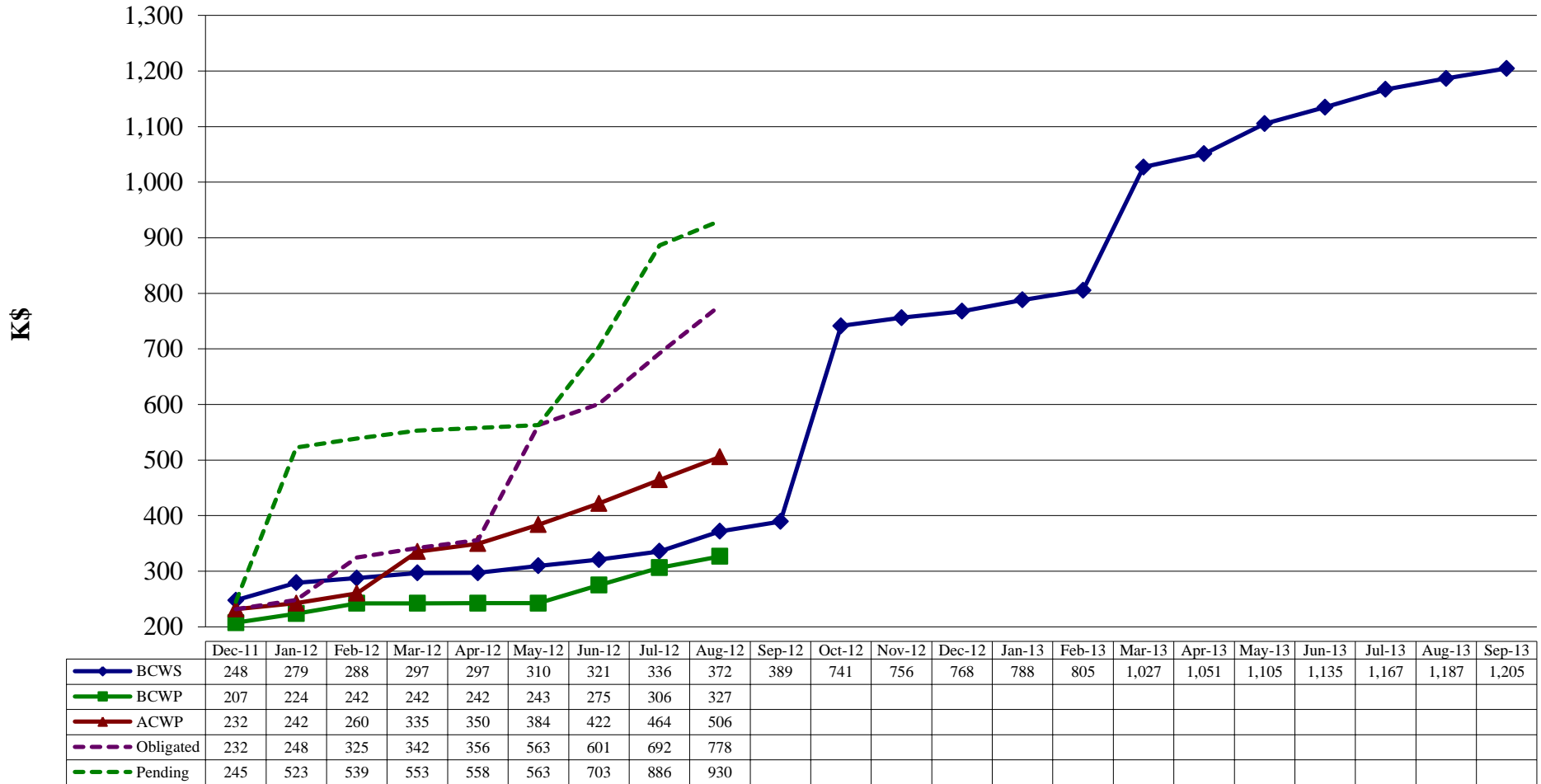
	Dec-11	Jan-12	Feb-12	Mar-12	Apr-12	May-12	Jun-12	Jul-12	Aug-12	Sep-12	Oct-12	Nov-12	Dec-12	Jan-13	Feb-13	Mar-13	Apr-13	May-13	Jun-13	Jul-13	Aug-13	Sep-13	
BCWS	452	529	543	564	573	573	573	574	574	575	590	2,050	2,383	2,764	2,775	2,832	2,837	2,837	2,837	2,837	2,837	2,837	2,837
BCWP	418	418	427	431	456	501	503	511	510														
ACWP	280	297	317	357	376	432	444	457	476														
Obligated	1,742	1,759	1,781	1,810	1,825	1,840	1,863	2,608	2,618														
Pending	1,742	1,763	1,781	2,782	2,795	2,771	2,790	2,608	2,619														

12 GeV 1.5.4.2 TDC

Earned Value \$K

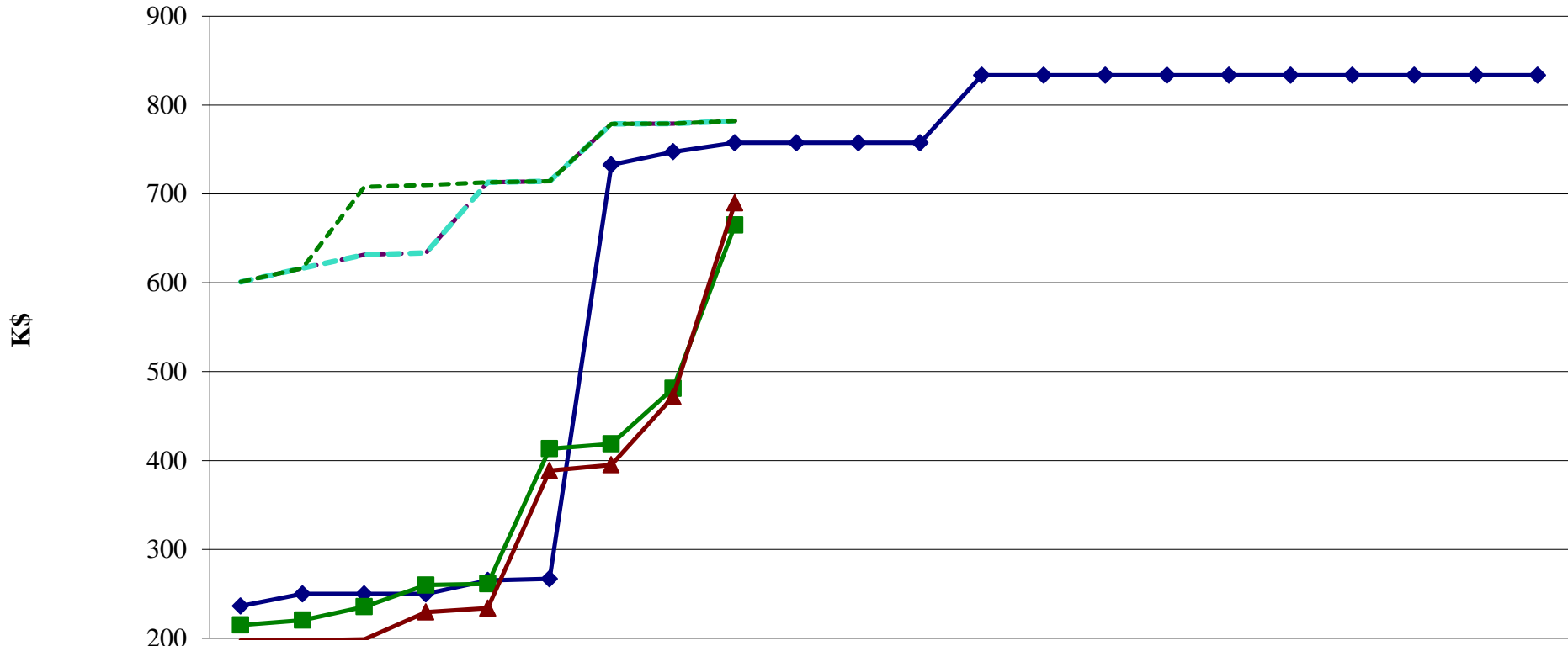


12 GeV 1.5.4.3 Trigger Earned Value \$K



12 GeV 1.5.4.4 Crates/Racks

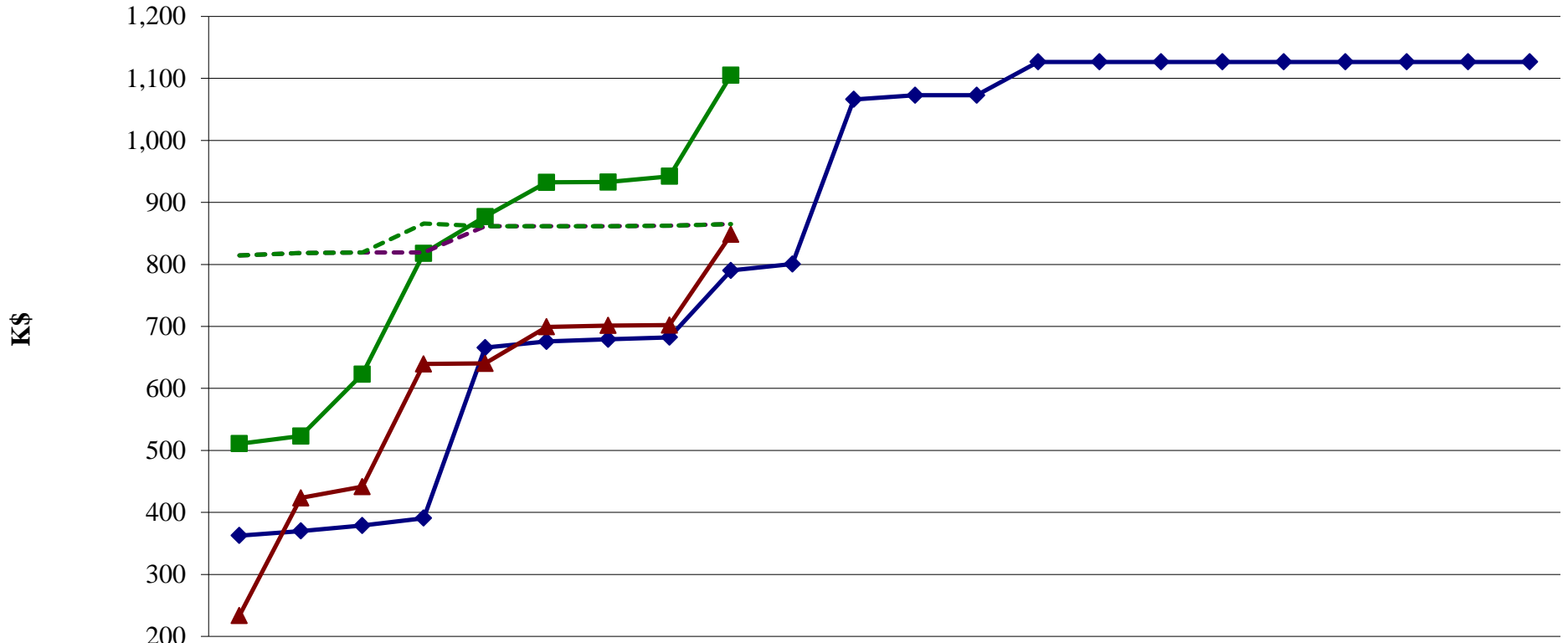
Earned Value \$K



	Dec-11	Jan-12	Feb-12	Mar-12	Apr-12	May-12	Jun-12	Jul-12	Aug-12	Sep-12	Oct-12	Nov-12	Dec-12	Jan-13	Feb-13	Mar-13	Apr-13	May-13	Jun-13	Jul-13	Aug-13	Sep-13	
BCWS	236	250	250	250	265	267	733	747	757	757	757	757	833	833	833	833	833	833	833	833	833	833	
BCWP	215	220	236	260	261	413	419	481	665														
ACWP	198	198	199	229	234	389	395	472	690														
Obligated	601	616	632	634	713	714	779	779	782														
FY12 Phase POs	601	616	632	634	713	714	779	779	782														
Pending	601	616	708	710	713	714	779	779	782														

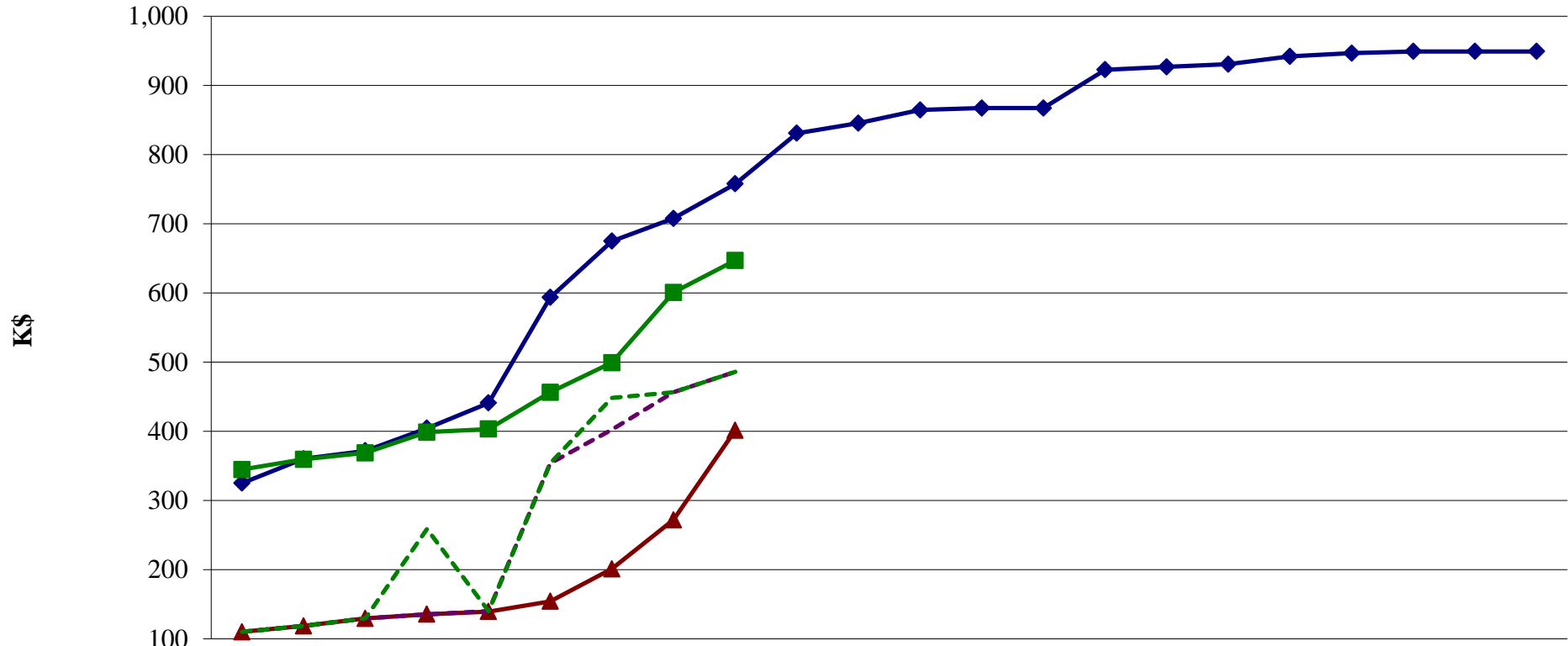
12 GeV 1.5.4.5 Logic, HV

Earned Value \$K



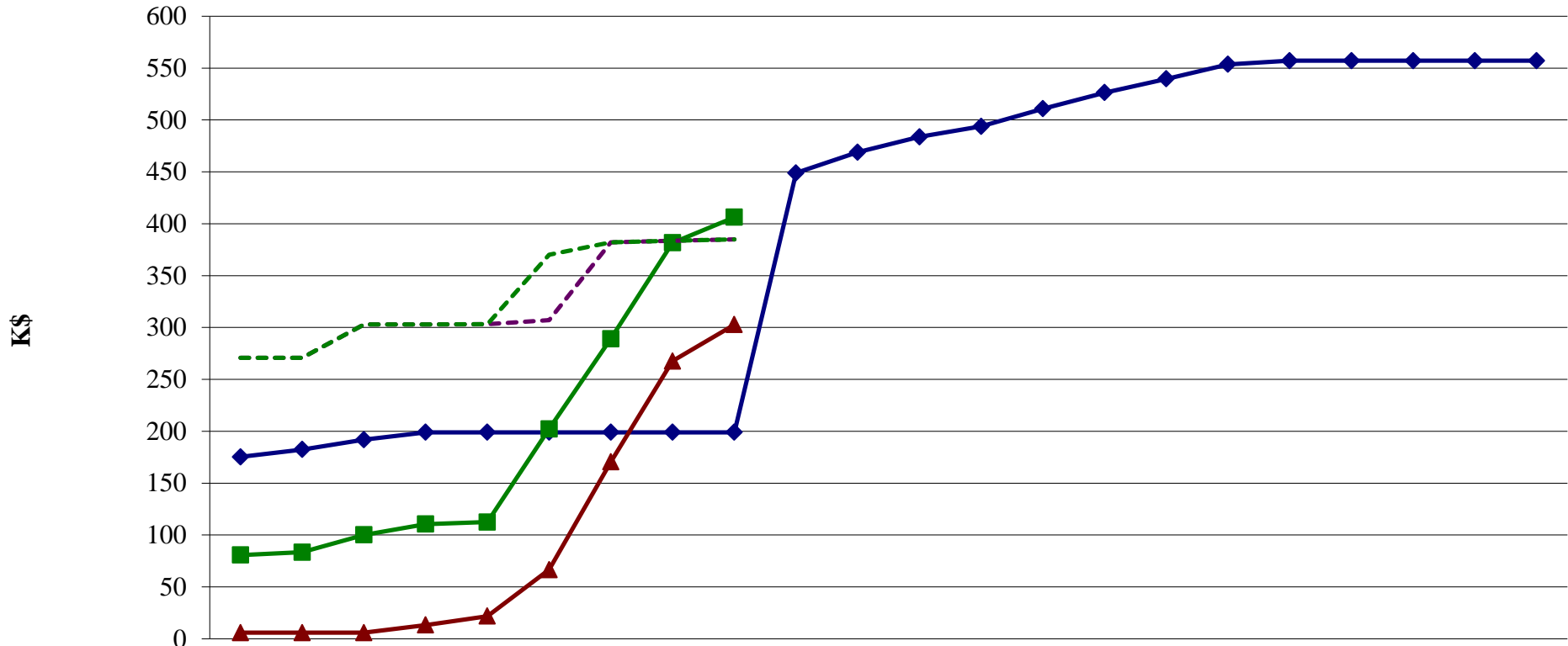
	Dec-11	Jan-12	Feb-12	Mar-12	Apr-12	May-12	Jun-12	Jul-12	Aug-12	Sep-12	Oct-12	Nov-12	Dec-12	Jan-13	Feb-13	Mar-13	Apr-13	May-13	Jun-13	Jul-13	Aug-13	Sep-13
BCWS	363	370	379	391	666	676	679	682	790	801	1,066	1,073	1,073	1,127	1,127	1,127	1,127	1,127	1,127	1,127	1,127	1,127
BCWP	511	523	623	818	877	932	933	942	1,105													
ACWP	234	423	442	639	640	699	701	702	848													
Obligated	815	818	819	819	861	862	862	863	865													
Pending	815	818	819	866	861	862	862	863	865													

12 GeV 1.5.4.6 Detectors Electronics Earned Value \$K



	Dec-11	Jan-12	Feb-12	Mar-12	Apr-12	May-12	Jun-12	Jul-12	Aug-12	Sep-12	Oct-12	Nov-12	Dec-12	Jan-13	Feb-13	Mar-13	Apr-13	May-13	Jun-13	Jul-13	Aug-13	Sep-13
BCWS	325	360	372	404	441	593	675	708	758	831	845	864	867	867	923	927	931	942	947	949	949	949
BCWP	345	359	369	399	403	456	499	601	647													
ACWP	110	119	129	135	139	154	201	272	402													
Obligated	110	119	129	136	140	354	402	457	486													
Pending	110	119	130	259	140	354	448	457	486													

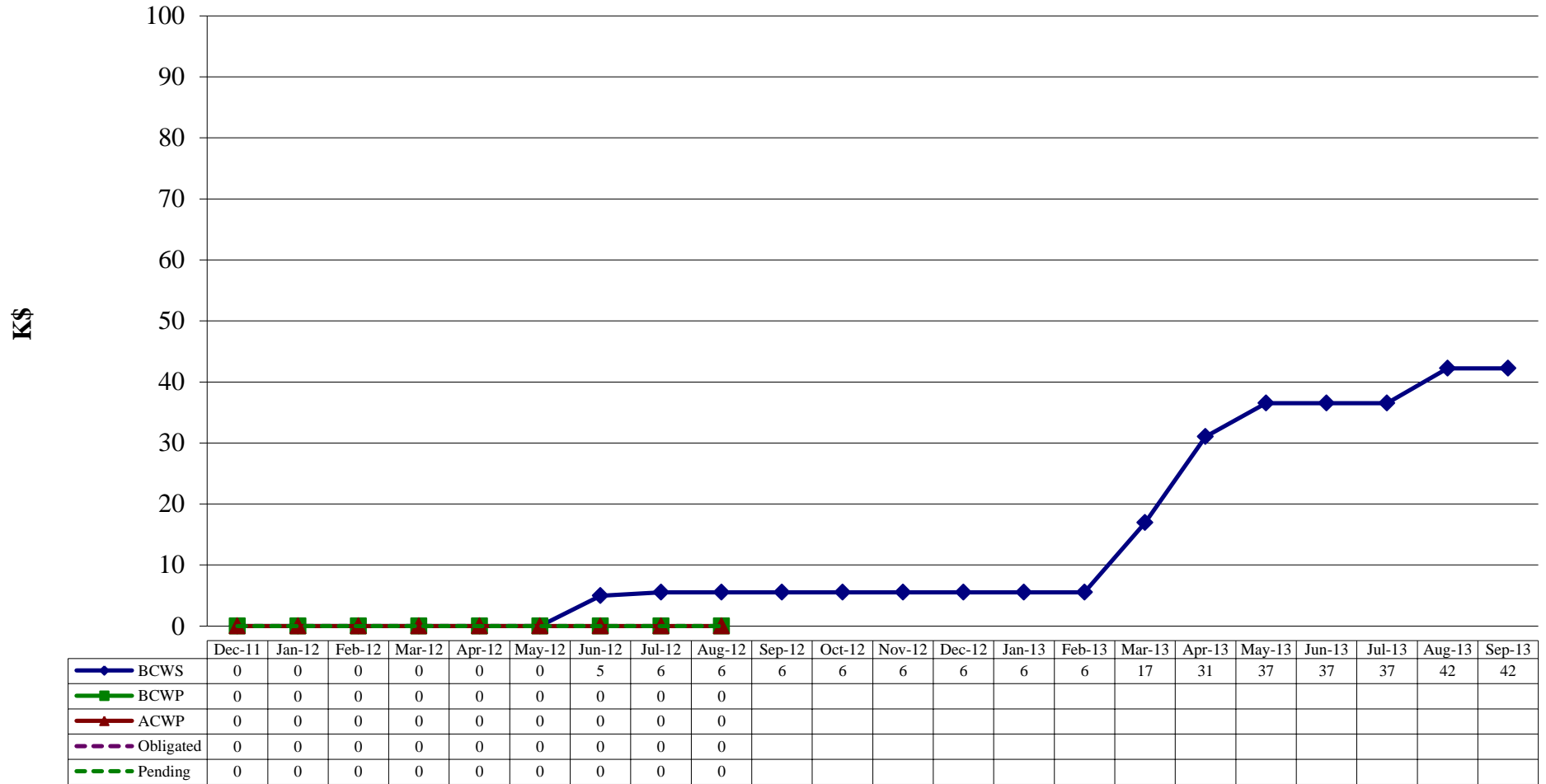
12 GeV 1.5.4.7 Detector Cabling Earned Value \$K



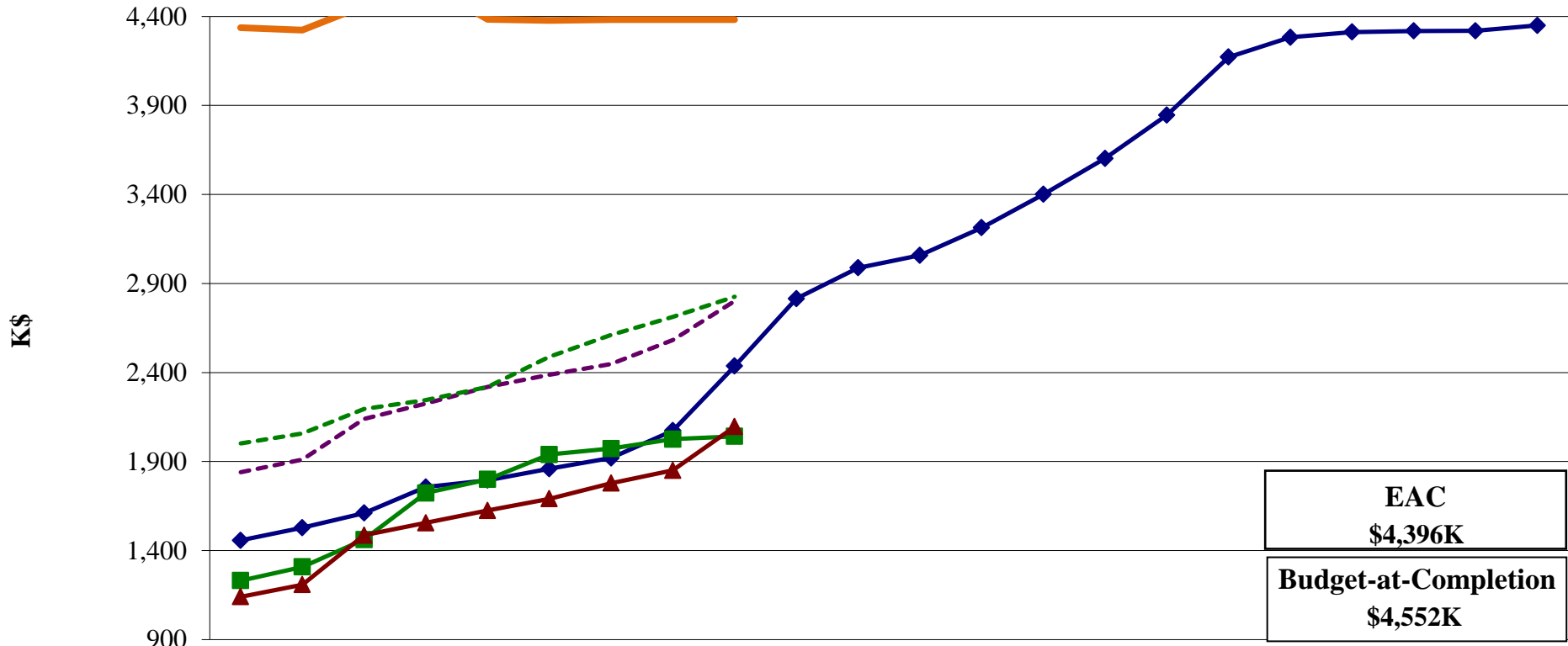
	Dec-11	Jan-12	Feb-12	Mar-12	Apr-12	May-12	Jun-12	Jul-12	Aug-12	Sep-12	Oct-12	Nov-12	Dec-12	Jan-13	Feb-13	Mar-13	Apr-13	May-13	Jun-13	Jul-13	Aug-13	Sep-13
BCWS	175	182	192	199	199	199	199	199	199	449	469	484	494	511	526	540	554	557	557	557	557	557
BCWP	81	83	100	111	113	202	289	382	406													
ACWP	6	6	6	13	22	67	170	268	303													
Obligated	271	271	303	303	303	307	382	384	385													
Pending	271	271	303	303	303	370	382	384	385													

12 GeV 1.5.4.8 Full Crate Checks

Earned Value \$K



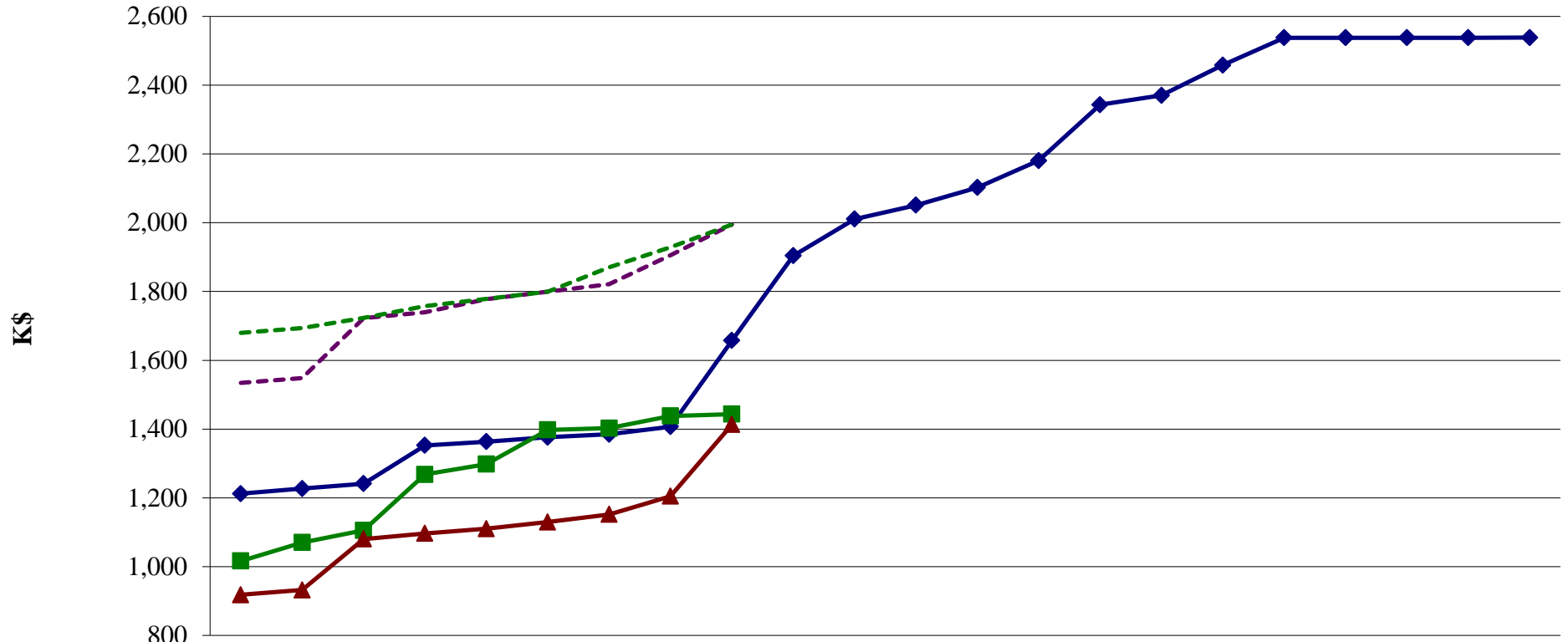
12 GeV 1.5.5 Beamline Earned Value \$K



EAC \$4,396K
Budget-at-Completion \$4,552K

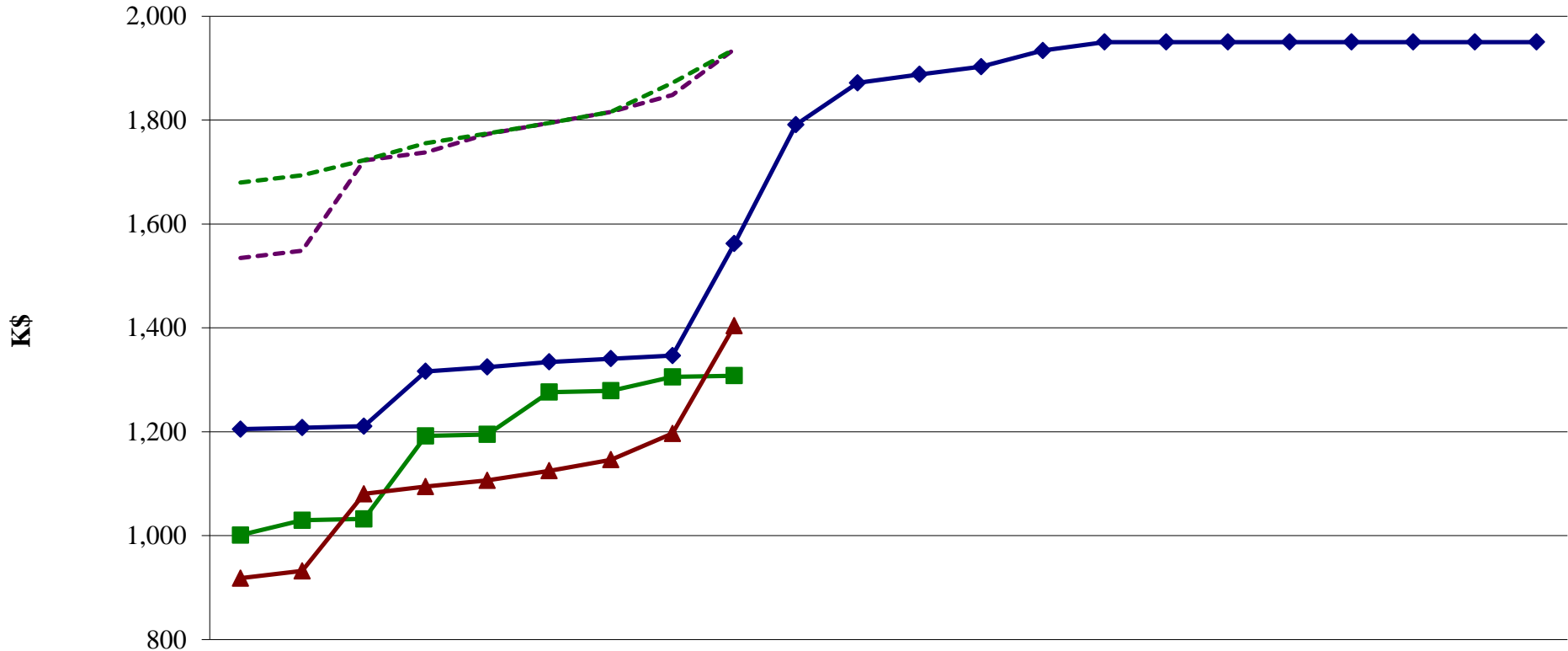
	Dec-11	Jan-12	Feb-12	Mar-12	Apr-12	May-12	Jun-12	Jul-12	Aug-12	Sep-12	Oct-12	Nov-12	Dec-12	Jan-13	Feb-13	Mar-13	Apr-13	May-13	Jun-13	Jul-13	Aug-13	Sep-13
BCWS	1,457	1,528	1,611	1,756	1,795	1,860	1,920	2,073	2,436	2,815	2,988	3,058	3,213	3,400	3,602	3,846	4,172	4,282	4,312	4,319	4,319	4,350
BCWP	1,231	1,309	1,462	1,723	1,799	1,939	1,973	2,026	2,041													
ACWP	1,141	1,209	1,486	1,555	1,625	1,691	1,778	1,850	2,096													
Obligated	1,840	1,911	2,139	2,225	2,319	2,387	2,448	2,583	2,801													
Pending	2,002	2,057	2,196	2,246	2,320	2,488	2,611	2,712	2,826													
CAM EAC	4,336	4,323	4,461	4,585	4,384	4,378	4,382	4,382	4,382													

12 GeV 1.5.5.1 Tagger Earned Value \$K



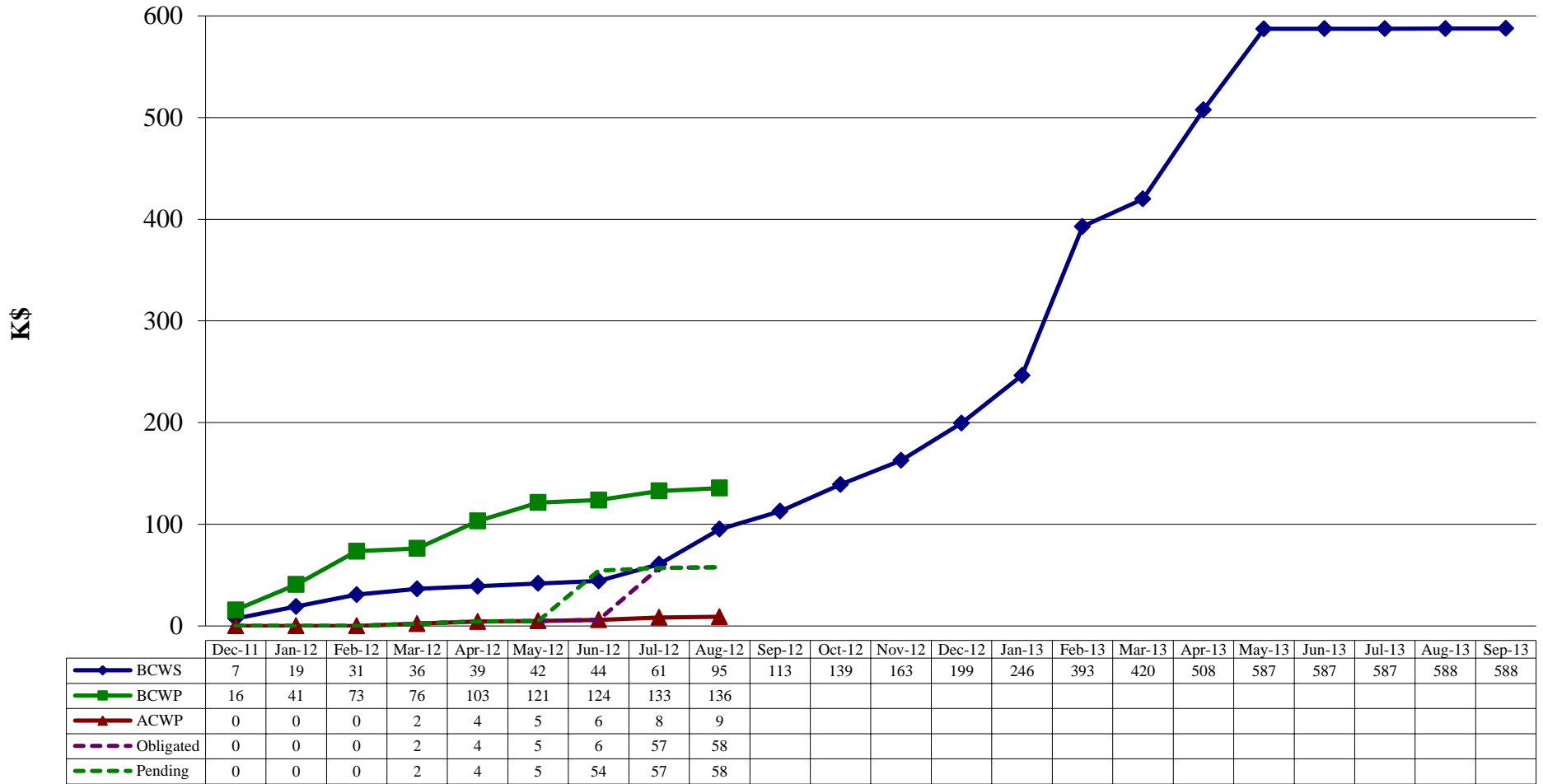
	Dec-11	Jan-12	Feb-12	Mar-12	Apr-12	May-12	Jun-12	Jul-12	Aug-12	Sep-12	Oct-12	Nov-12	Dec-12	Jan-13	Feb-13	Mar-13	Apr-13	May-13	Jun-13	Jul-13	Aug-13	Sep-13
BCWS	1,212	1,227	1,241	1,353	1,363	1,376	1,385	1,407	1,657	1,904	2,011	2,051	2,102	2,180	2,343	2,370	2,458	2,538	2,538	2,538	2,538	2,538
BCWP	1,017	1,070	1,106	1,268	1,298	1,398	1,403	1,438	1,444													
ACWP	918	932	1,080	1,097	1,111	1,130	1,152	1,205	1,413													
Obligated	1,535	1,549	1,723	1,740	1,778	1,799	1,822	1,906	1,994													
Pending	1,680	1,694	1,723	1,758	1,779	1,799	1,870	1,929	1,994													

12 GeV 1.5.5.1.1 Tagging Magnet Earned Value \$K

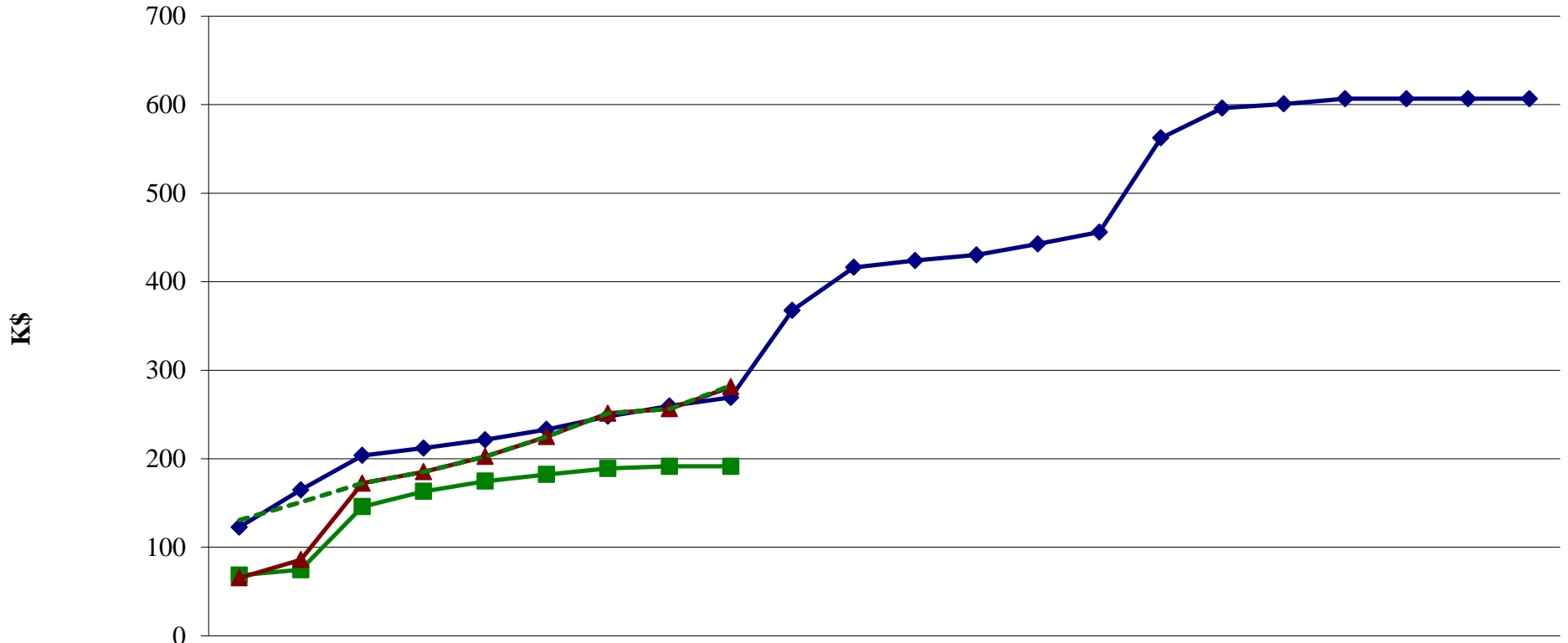


	Dec-11	Jan-12	Feb-12	Mar-12	Apr-12	May-12	Jun-12	Jul-12	Aug-12	Sep-12	Oct-12	Nov-12	Dec-12	Jan-13	Feb-13	Mar-13	Apr-13	May-13	Jun-13	Jul-13	Aug-13	Sep-13	
BCWS	1,205	1,208	1,211	1,316	1,325	1,335	1,341	1,347	1,562	1,791	1,872	1,888	1,903	1,934	1,950	1,950	1,950	1,950	1,950	1,950	1,950	1,950	1,950
BCWP	1,001	1,030	1,032	1,192	1,195	1,276	1,279	1,306	1,308														
ACWP	918	932	1,080	1,095	1,106	1,125	1,146	1,197	1,404														
Obligated	1,535	1,549	1,723	1,738	1,773	1,794	1,816	1,849	1,937														
Pending	1,680	1,694	1,723	1,756	1,774	1,794	1,816	1,872	1,937														

12 GeV 1.5.5.1.2 Hodoscope Earned Value \$K

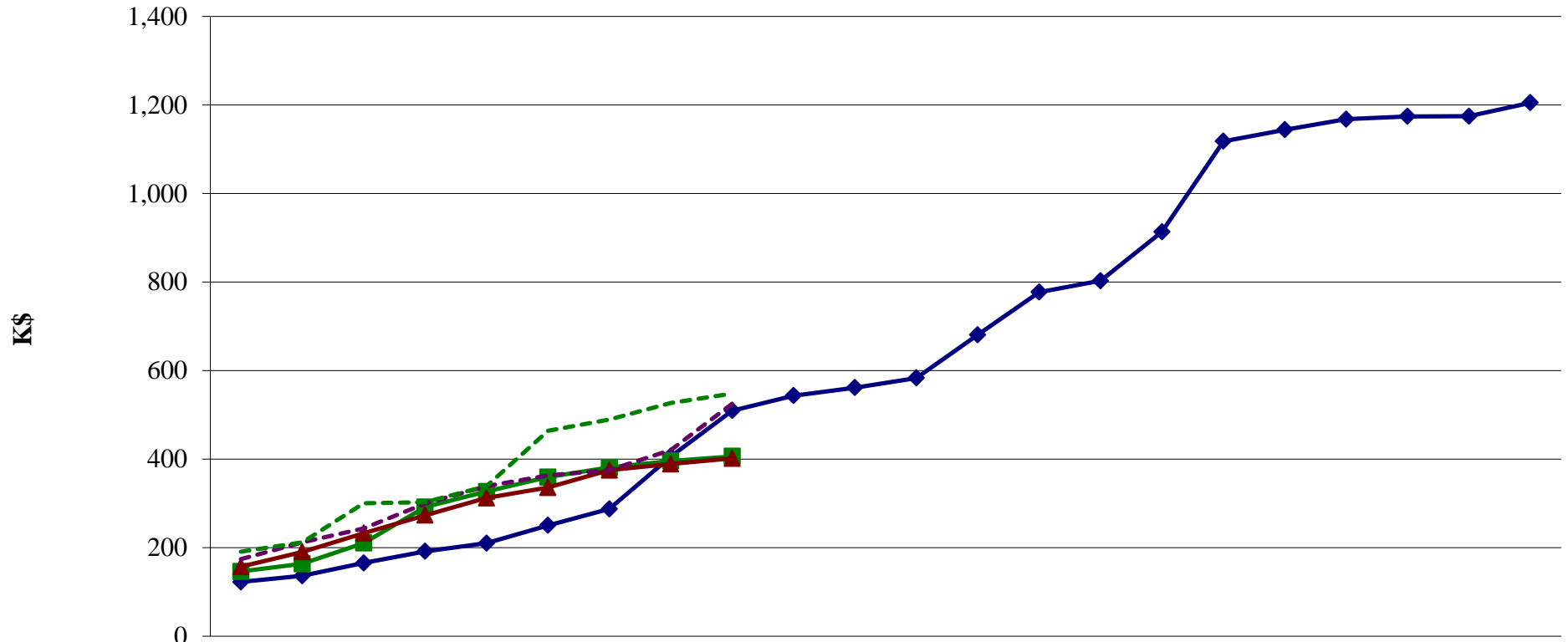


12 GeV 1.5.5.2 Target Earned Value \$K



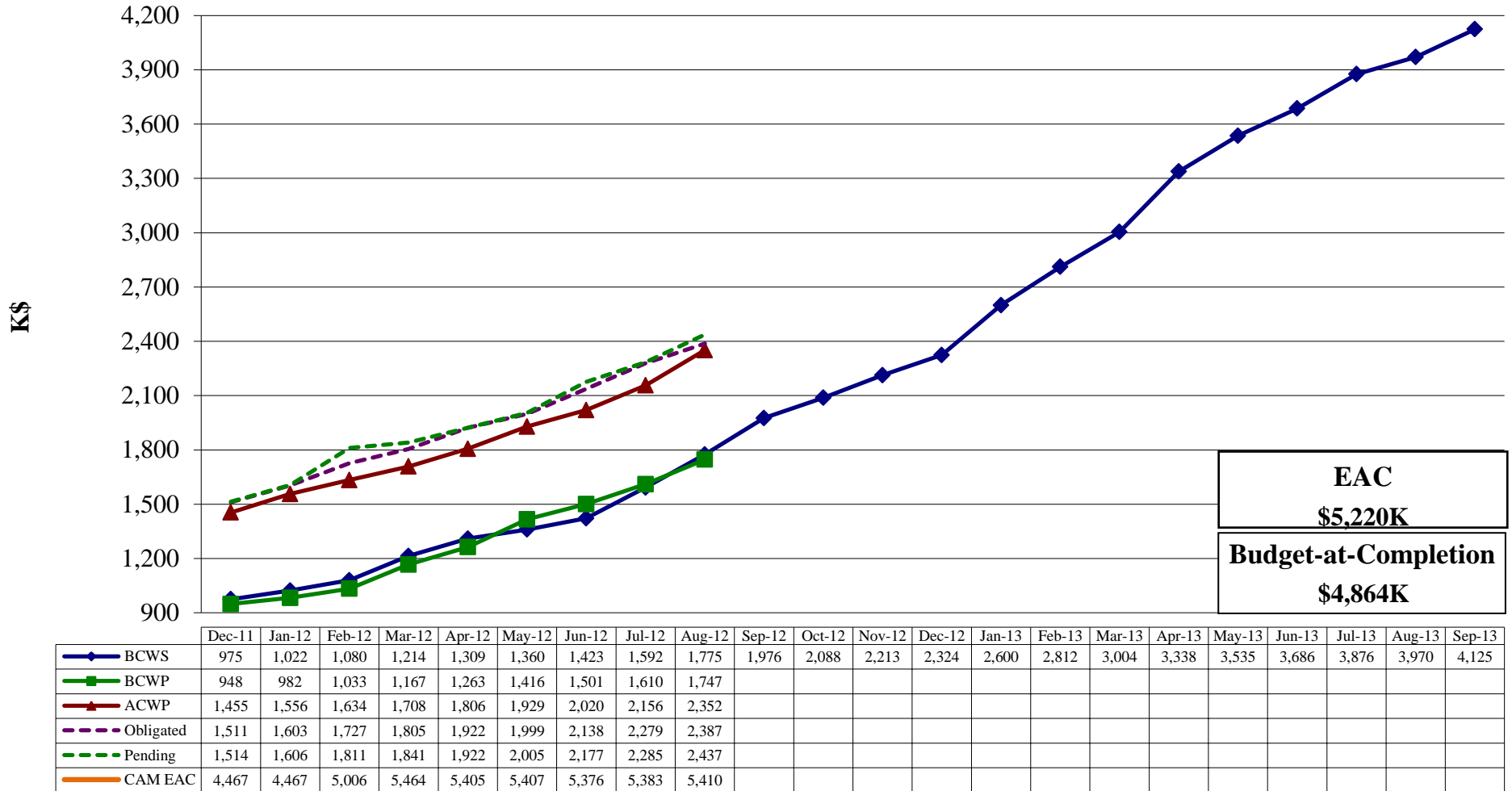
	Dec-11	Jan-12	Feb-12	Mar-12	Apr-12	May-12	Jun-12	Jul-12	Aug-12	Sep-12	Oct-12	Nov-12	Dec-12	Jan-13	Feb-13	Mar-13	Apr-13	May-13	Jun-13	Jul-13	Aug-13	Sep-13
BCWS	123	165	204	212	221	233	248	260	269	368	416	424	430	443	456	562	596	601	607	607	607	607
BCWP	68	75	146	163	175	182	189	191	191													
ACWP	65	86	172	185	202	225	251	256	281													
Obligated	131	151	172	185	202	225	251	256	281													
Pending	131	151	172	185	202	225	251	256	283													

12 GeV 1.5.5.3 Components Earned Value \$K

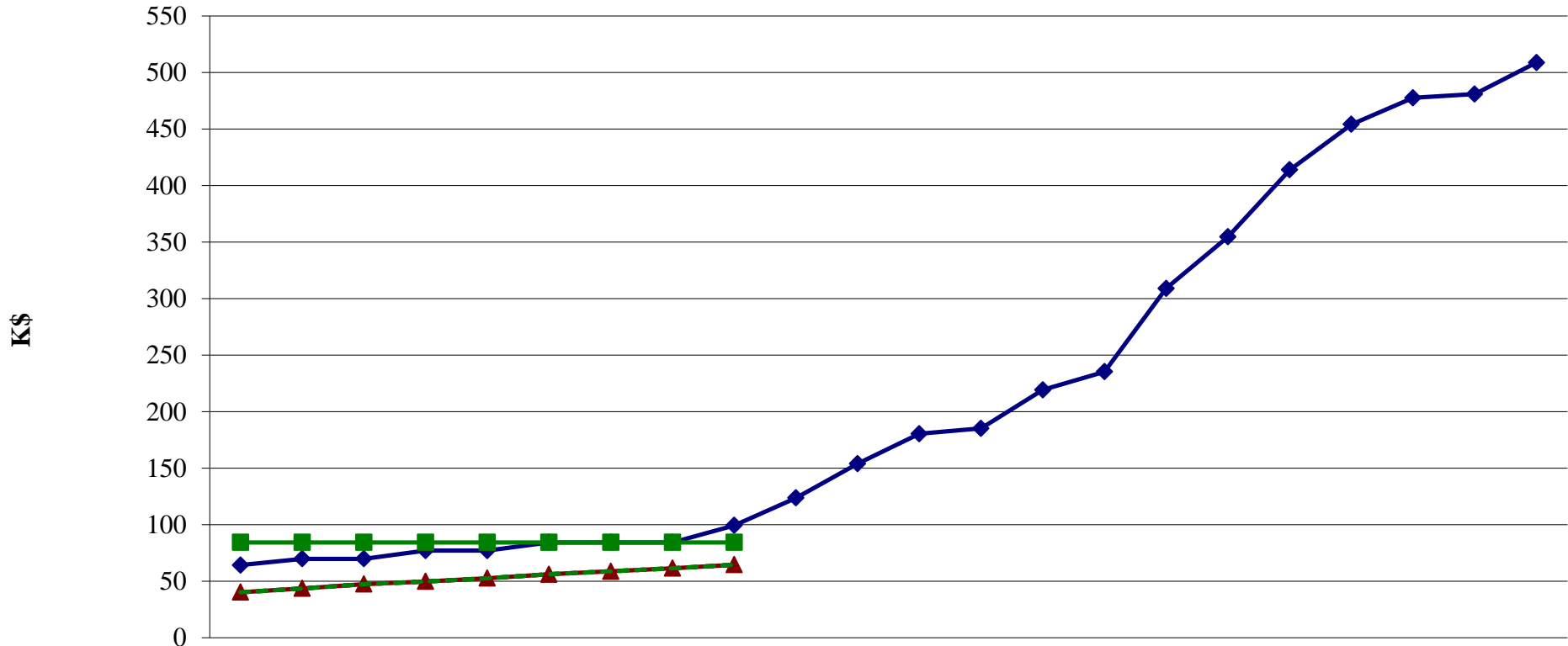


	Dec-11	Jan-12	Feb-12	Mar-12	Apr-12	May-12	Jun-12	Jul-12	Aug-12	Sep-12	Oct-12	Nov-12	Dec-12	Jan-13	Feb-13	Mar-13	Apr-13	May-13	Jun-13	Jul-13	Aug-13	Sep-13	
BCWS	122	137	166	192	210	250	287	406	510	543	561	583	681	777	803	913	1,118	1,144	1,168	1,174	1,175	1,205	
BCWP	146	164	210	292	327	360	381	396	406														
ACWP	157	190	233	273	312	336	375	389	402														
Obligated	174	212	244	300	339	363	375	421	525														
Pending	191	212	301	303	339	464	489	527	548														

12 GeV 1.5.6 Infrastructure Earned Value \$K

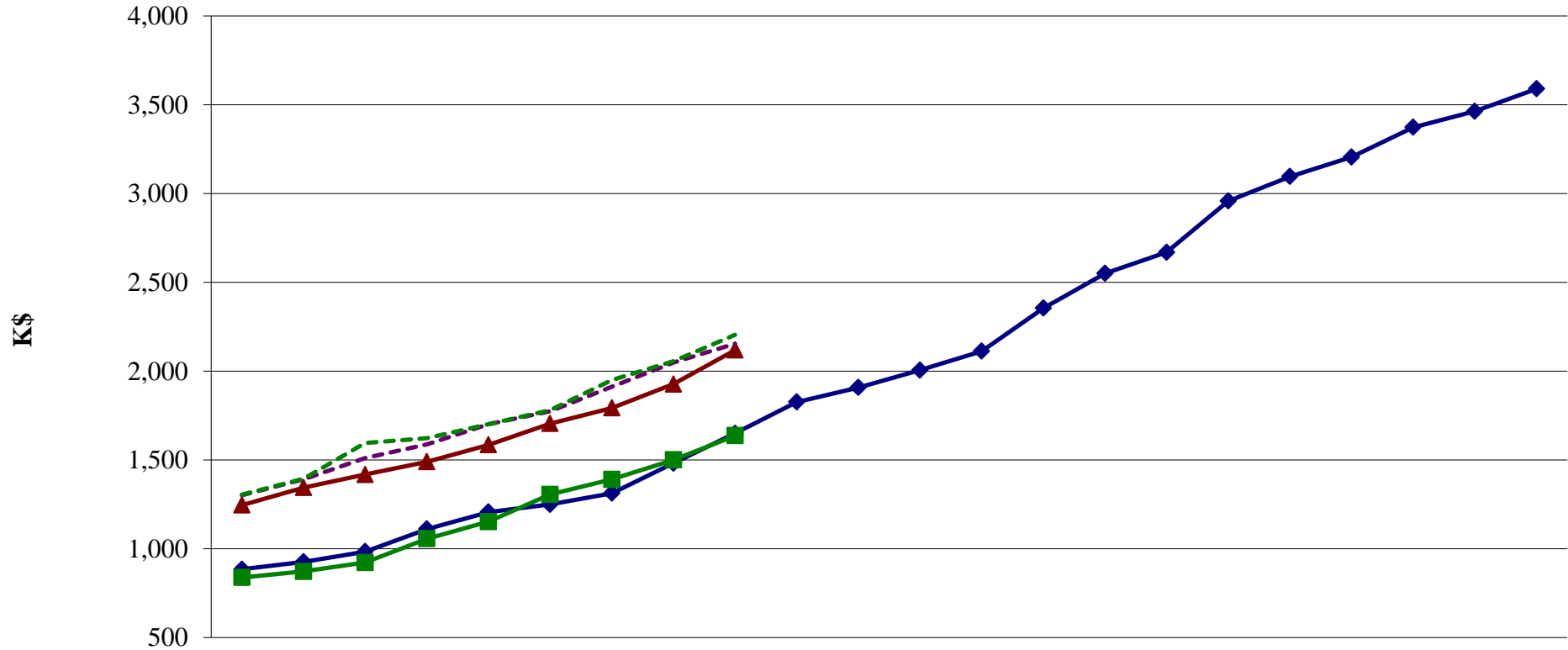


12 GeV 1.5.6.1 Assembly Earned Value \$K



	Dec-11	Jan-12	Feb-12	Mar-12	Apr-12	May-12	Jun-12	Jul-12	Aug-12	Sep-12	Oct-12	Nov-12	Dec-12	Jan-13	Feb-13	Mar-13	Apr-13	May-13	Jun-13	Jul-13	Aug-13	Sep-13
BCWS	64	70	70	77	77	84	84	84	99	124	154	181	185	219	235	309	355	414	454	478	481	509
BCWP	84	84	84	84	84	84	84	84	84													
ACWP	40	44	48	50	53	56	59	62	65													
Obligated	40	44	48	50	53	56	59	62	65													
Pending	40	44	48	50	53	56	59	62	65													

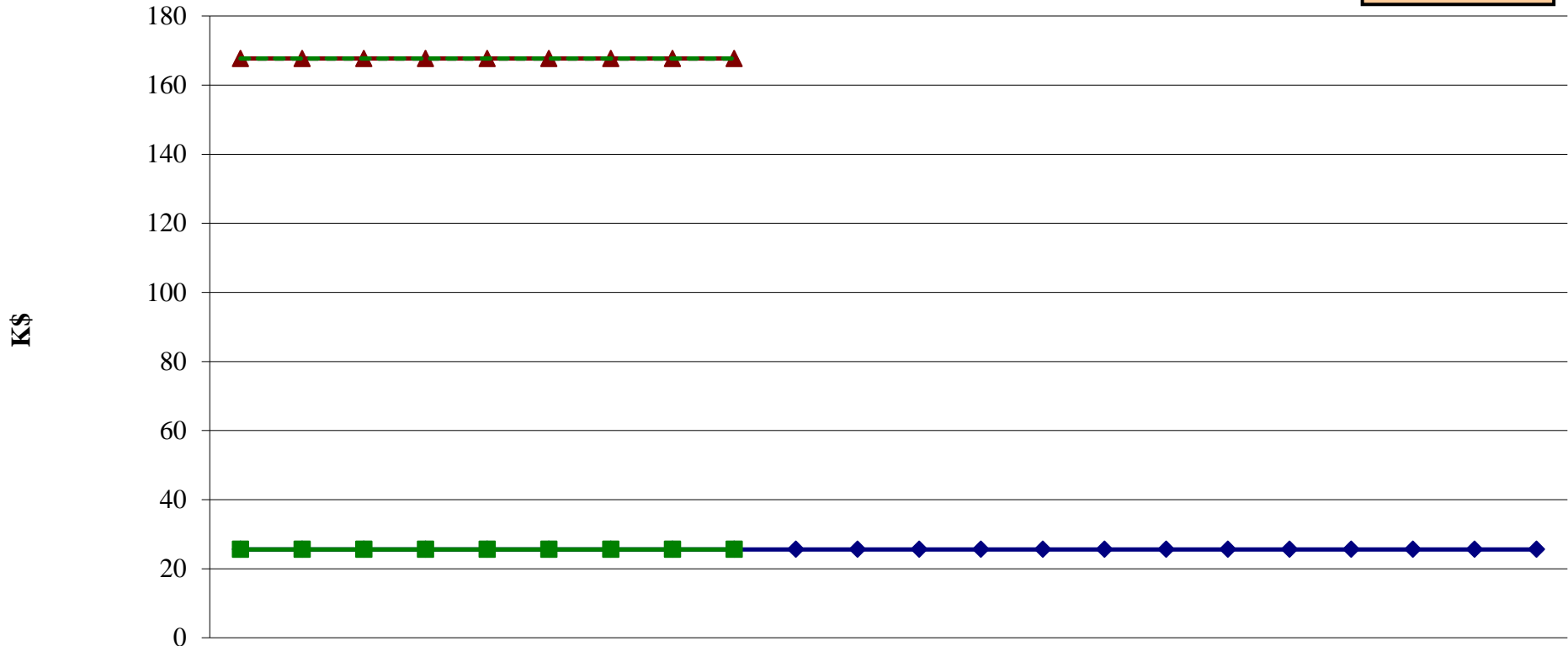
12 GeV 1.5.6.2 Installation Earned Value \$K



	Dec-11	Jan-12	Feb-12	Mar-12	Apr-12	May-12	Jun-12	Jul-12	Aug-12	Sep-12	Oct-12	Nov-12	Dec-12	Jan-13	Feb-13	Mar-13	Apr-13	May-13	Jun-13	Jul-13	Aug-13	Sep-13
BCWS	885	927	984	1,111	1,207	1,250	1,313	1,482	1,650	1,826	1,908	2,006	2,113	2,355	2,551	2,669	2,958	3,096	3,206	3,373	3,464	3,590
BCWP	838	873	923	1,057	1,153	1,306	1,391	1,500	1,637													
ACWP	1,247	1,345	1,419	1,490	1,586	1,705	1,793	1,927	2,119													
Obligated	1,303	1,392	1,512	1,588	1,701	1,775	1,912	2,049	2,155													
Pending	1,306	1,394	1,596	1,623	1,702	1,781	1,950	2,056	2,205													

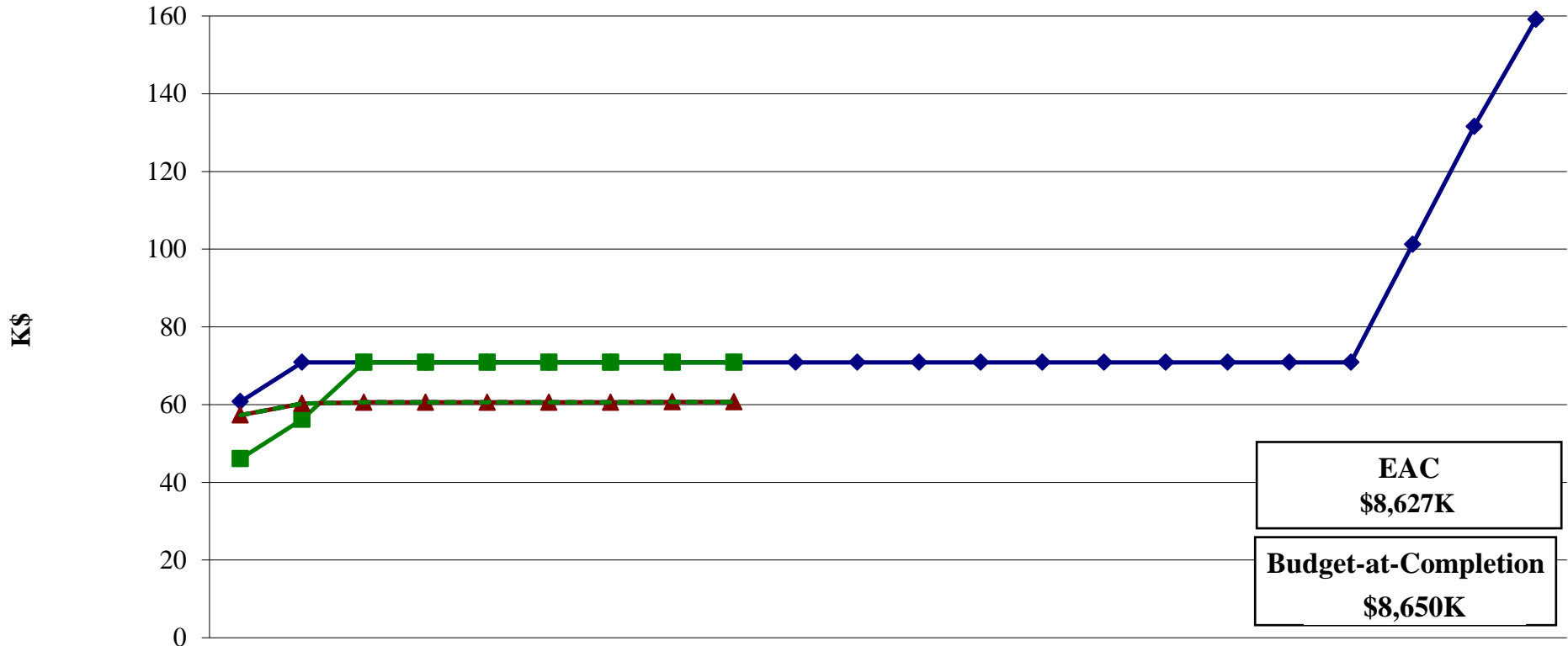
12 GeV 1.5.6.3 Cryogenics Earned Value \$K

Account Closed



	Dec-11	Jan-12	Feb-12	Mar-12	Apr-12	May-12	Jun-12	Jul-12	Aug-12	Sep-12	Oct-12	Nov-12	Dec-12	Jan-13	Feb-13	Mar-13	Apr-13	May-13	Jun-13	Jul-13	Aug-13	Sep-13
BCWS	26	26	26	26	26	26	26	26	26	26	26	26	26	26	26	26	26	26	26	26	26	26
BCWP	26	26	26	26	26	26	26	26	26													
ACWP	168	168	168	168	168	168	168	168	168													
Obligated	168	168	168	168	168	168	168	168	168													
Pending	168	168	168	168	168	168	168	168	168													

12 GeV 1.5.7 Spare Solenoid Earned Value \$K



	Dec-11	Jan-12	Feb-12	Mar-12	Apr-12	May-12	Jun-12	Jul-12	Aug-12	Sep-12	Oct-12	Nov-12	Dec-12	Jan-13	Feb-13	Mar-13	Apr-13	May-13	Jun-13	Jul-13	Aug-13	Sep-13
BCWS	61	71	71	71	71	71	71	71	71	71	71	71	71	71	71	71	71	71	71	101	132	159
BCWP	46	56	71	71	71	71	71	71	71													
ACWP	57	60	61	61	61	61	61	61	61													
Obligated	57	60	61	61	61	61	61	61	61													
Pending	57	60	61	61	61	61	61	61	61													