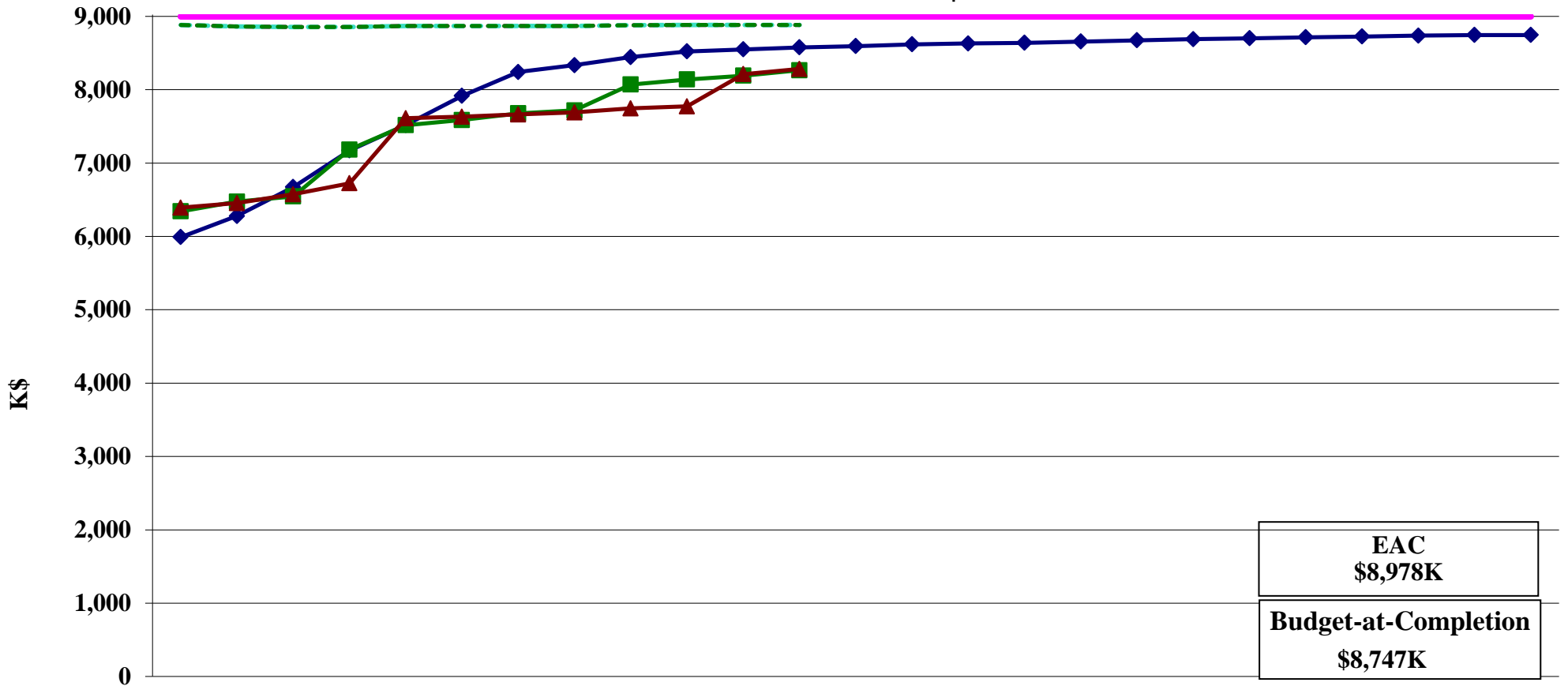


# 12 GeV 1.9 Work for Others

## Earned Value \$K

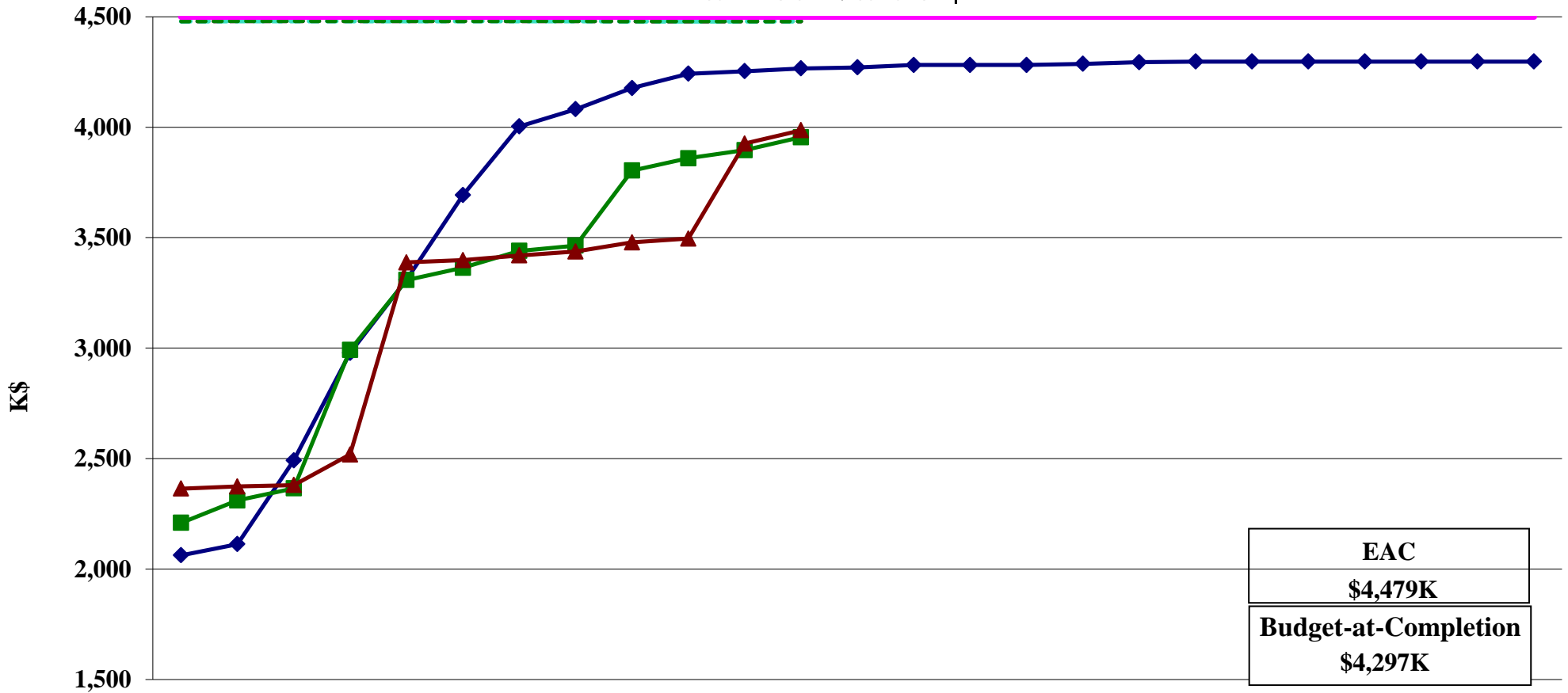


<b>EAC</b> <b>\$8,978K</b>
<b>Budget-at-Completion</b> <b>\$8,747K</b>

	Sep-11	Oct-11	Nov-11	Dec-11	Jan-12	Feb-12	Mar-12	Apr-12	May-12	Jun-12	Jul-12	Aug-12	Sep-12	Oct-12	Nov-12	Dec-12	Jan-13	Feb-13	Mar-13	Apr-13	May-13	Jun-13	Jul-13	Aug-13	Sep-13
BCWS	5,991	6,279	6,673	7,172	7,518	7,915	8,242	8,335	8,445	8,523	8,549	8,577	8,594	8,619	8,630	8,639	8,656	8,675	8,689	8,702	8,714	8,726	8,738	8,747	8,747
BCWP	6,342	6,475	6,546	7,185	7,516	7,587	7,679	7,717	8,072	8,141	8,192	8,266													
ACWP	6,392	6,454	6,575	6,724	7,612	7,631	7,663	7,691	7,745	7,772	8,213	8,283													
Obligated	8,883	8,863	8,856	8,856	8,871	8,870	8,870	8,870	8,881	8,884	8,884	8,884													
FY11 Phased PO's	8,883	8,863	8,856	8,856	8,871	8,870	8,870	8,870	8,881	8,884	8,884	8,884													
Pending	8,883	8,863	8,856	8,856	8,871	8,870	8,870	8,870	8,881	8,884	8,884	8,884													
Funding	9,000	9,000	9,000	9,000	9,000	9,000	9,000	9,000	9,000	9,000	9,000	9,000	9,000	9,000	9,000	9,000	9,000	9,000	9,000	9,000	9,000	9,000	9,000	9,000	9,000

# 12 GeV 1.9.5 Hall D Exp Equip

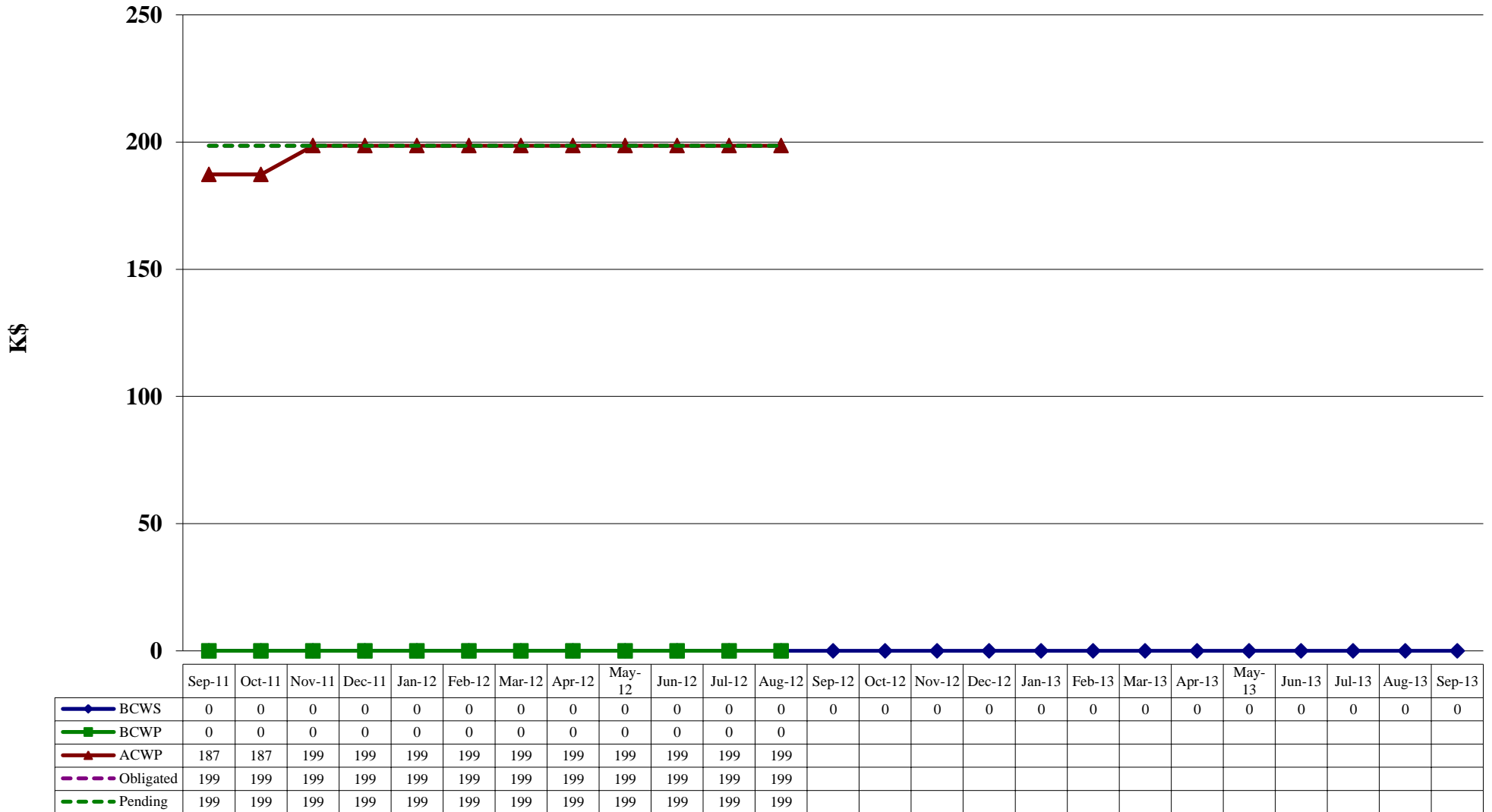
## Earned Value \$K



	Sep-11	Oct-11	Nov-11	Dec-11	Jan-12	Feb-12	Mar-12	Apr-12	May-12	Jun-12	Jul-12	Aug-12	Sep-12	Oct-12	Nov-12	Dec-12	Jan-13	Feb-13	Mar-13	Apr-13	May-13	Jun-13	Jul-13	Aug-13	Sep-13
BCWS	2,063	2,113	2,492	2,979	3,310	3,693	4,003	4,081	4,177	4,242	4,253	4,266	4,270	4,282	4,282	4,282	4,287	4,294	4,297	4,297	4,297	4,297	4,297	4,297	4,297
BCWP	2,209	2,311	2,365	2,991	3,308	3,364	3,440	3,464	3,804	3,859	3,896	3,954													
ACWP	2,364	2,374	2,380	2,518	3,388	3,398	3,419	3,437	3,479	3,496	3,926	3,986													
Obligated	4,479	4,480	4,480	4,480	4,480	4,480	4,480	4,480	4,479	4,479	4,479	4,479													
FY11 Phased PO's	4,479	4,480	4,480	4,480	4,480	4,480	4,480	4,480	4,479	4,479	4,480	4,480													
Pending	4,479	4,480	4,480	4,480	4,480	4,480	4,480	4,480	4,479	4,479	4,480	4,480													
Funding	4,500	4,500	4,500	4,500	4,500	4,500	4,500	4,500	4,500	4,500	4,500	4,500	4,500	4,500	4,500	4,500	4,500	4,500	4,500	4,500	4,500	4,500	4,500	4,500	4,500

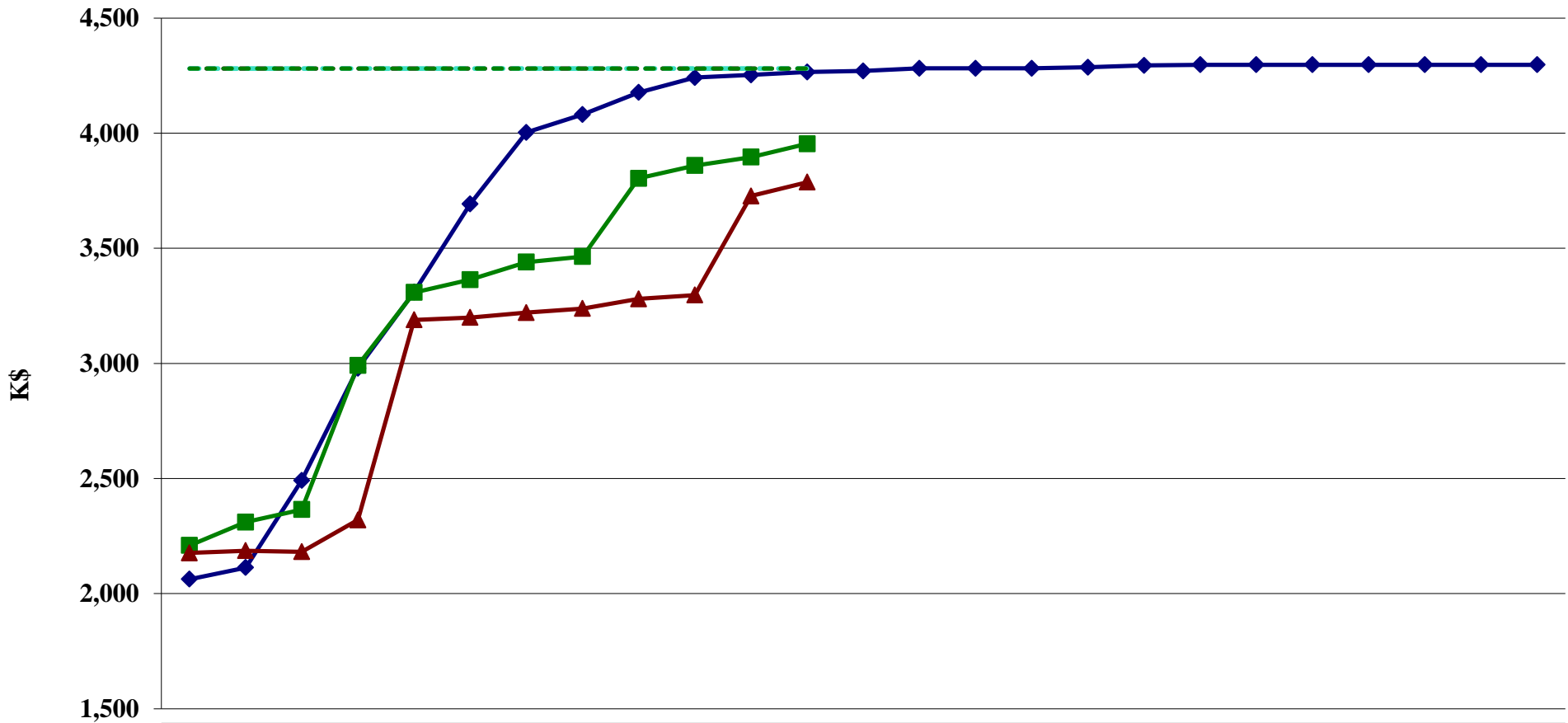
# 12 GeV 1.9.5.1 Hall D Solenoid

## Earned Value \$K



# 12 GeV 1.9.5.2 Hall D Detectors

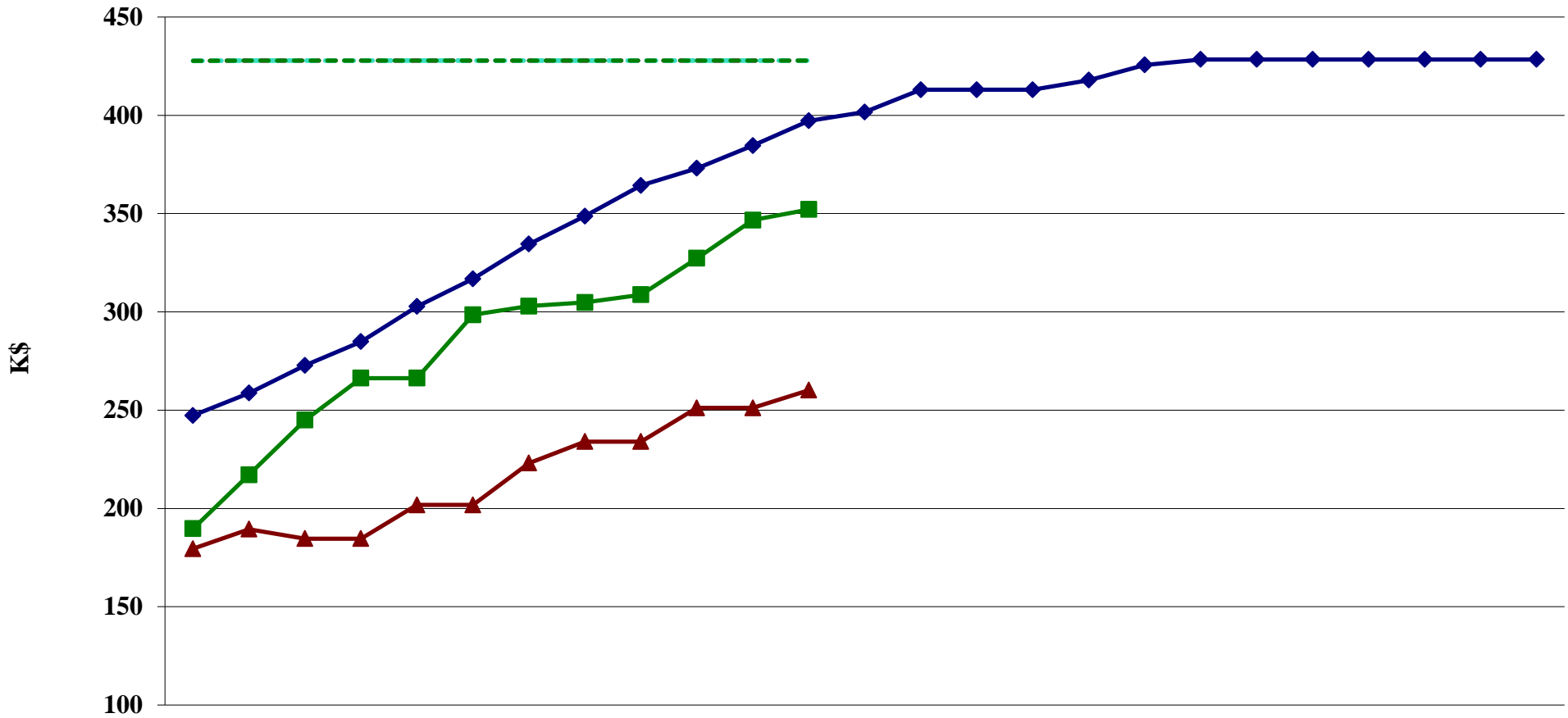
## Earned Value \$K



	Sep-11	Oct-11	Nov-11	Dec-11	Jan-12	Feb-12	Mar-12	Apr-12	May-12	Jun-12	Jul-12	Aug-12	Sep-12	Oct-12	Nov-12	Dec-12	Jan-13	Feb-13	Mar-13	Apr-13	May-13	Jun-13	Jul-13	Aug-13	Sep-13
BCWS	2,063	2,113	2,492	2,979	3,310	3,693	4,003	4,081	4,177	4,242	4,253	4,266	4,270	4,282	4,282	4,282	4,287	4,294	4,297	4,297	4,297	4,297	4,297	4,297	4,297
BCWP	2,209	2,311	2,365	2,991	3,308	3,364	3,440	3,464	3,804	3,859	3,896	3,954													
ACWP	2,177	2,187	2,182	2,320	3,189	3,200	3,221	3,238	3,280	3,297	3,727	3,787													
Obligated	4,281	4,281	4,281	4,281	4,281	4,281	4,281	4,281	4,281	4,281	4,281	4,281													
FY11 Phased PO's	4,281	4,281	4,281	4,281	4,281	4,281	4,281	4,281	4,281	4,281	4,281	4,281													
Pending	4,281	4,281	4,281	4,281	4,281	4,281	4,281	4,281	4,281	4,281	4,281	4,281													

# 12 GeV 1.9.5.2.1 Hall D Tracking

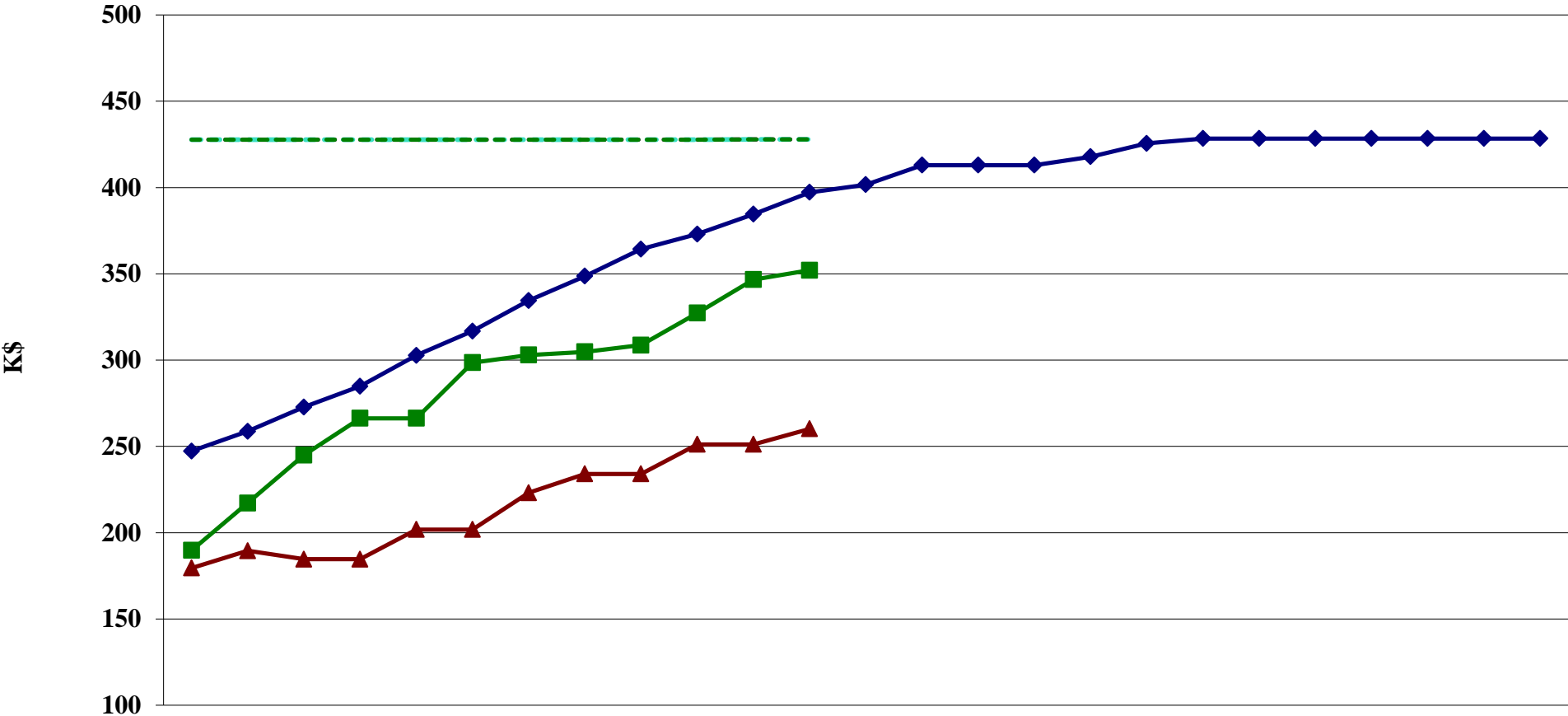
## Earned Value \$K



	Sep-11	Oct-11	Nov-11	Dec-11	Jan-12	Feb-12	Mar-12	Apr-12	May-12	Jun-12	Jul-12	Aug-12	Sep-12	Oct-12	Nov-12	Dec-12	Jan-13	Feb-13	Mar-13	Apr-13	May-13	Jun-13	Jul-13	Aug-13	Sep-13	
BCWS	247	259	273	285	303	317	334	349	364	373	385	397	402	413	413	413	418	426	428	428	428	428	428	428	428	428
BCWP	190	217	245	266	266	299	303	305	309	327	347	352														
ACWP	180	189	185	185	202	202	223	234	234	251	251	260														
Obligated	428	428	428	428	428	428	428	428	428	428	428	428														
FY11 Phased PO's	428	428	428	428	428	428	428	428	428	428	428	428														
Pending	428	428	428	428	428	428	428	428	428	428	428	428														

# 12 GeV 1.9.5.2.1.2 Hall D Central Chambers

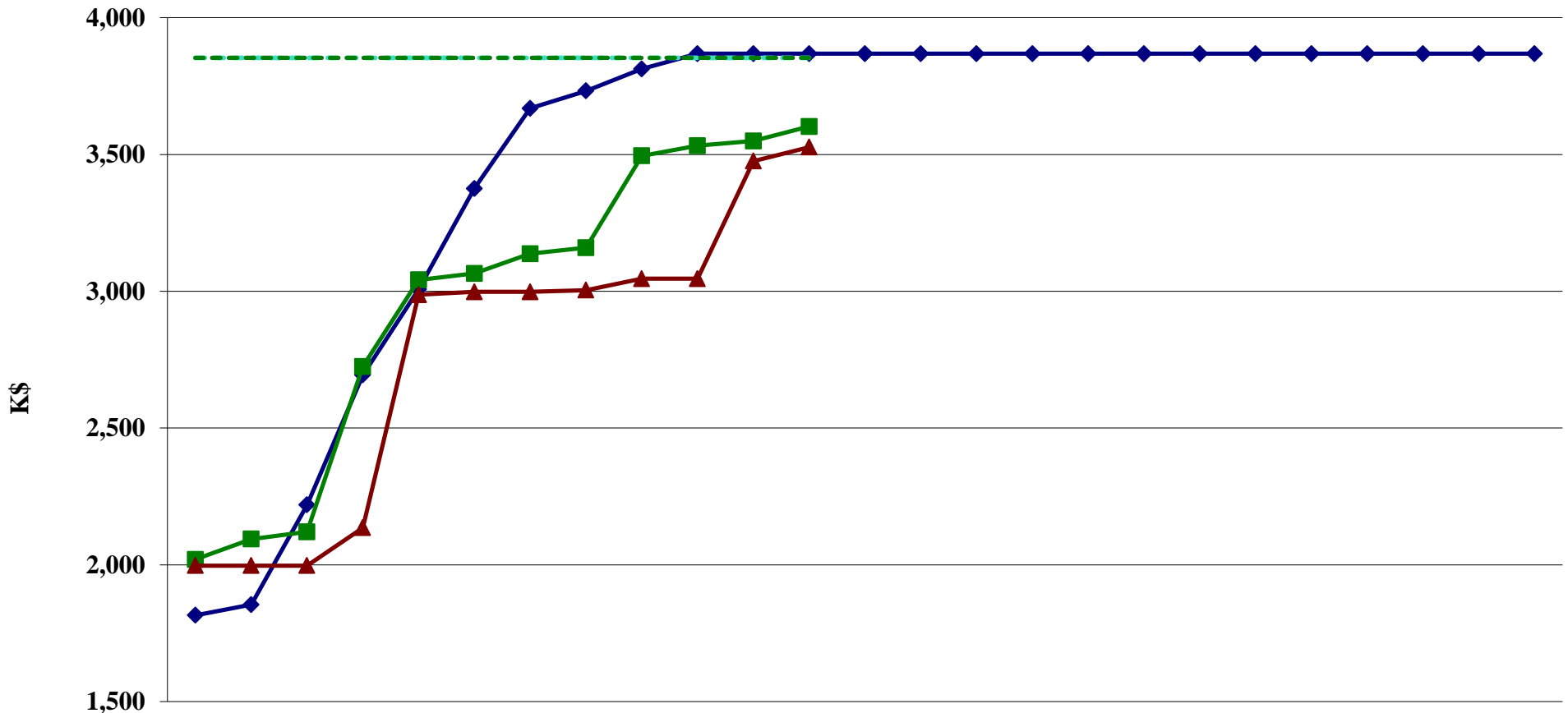
## Earned Value \$K



	Sep-11	Oct-11	Nov-11	Dec-11	Jan-12	Feb-12	Mar-12	Apr-12	May-12	Jun-12	Jul-12	Aug-12	Sep-12	Oct-12	Nov-12	Dec-12	Jan-13	Feb-13	Mar-13	Apr-13	May-13	Jun-13	Jul-13	Aug-13	Sep-13	
BCWS	247	259	273	285	303	317	334	349	364	373	385	397	402	413	413	413	418	426	428	428	428	428	428	428	428	428
BCWP	190	217	245	266	266	299	303	305	309	327	347	352														
ACWP	180	189	185	185	202	202	223	234	234	251	251	260														
Obligated	428	428	428	428	428	428	428	428	428	428	428	428														
FY11 Phased PO's	428	428	428	428	428	428	428	428	428	428	428	428														
Pending	428	428	428	428	428	428	428	428	428	428	428	428														

# 12 GeV 1.9.5.2.2 Hall D Calorimetry

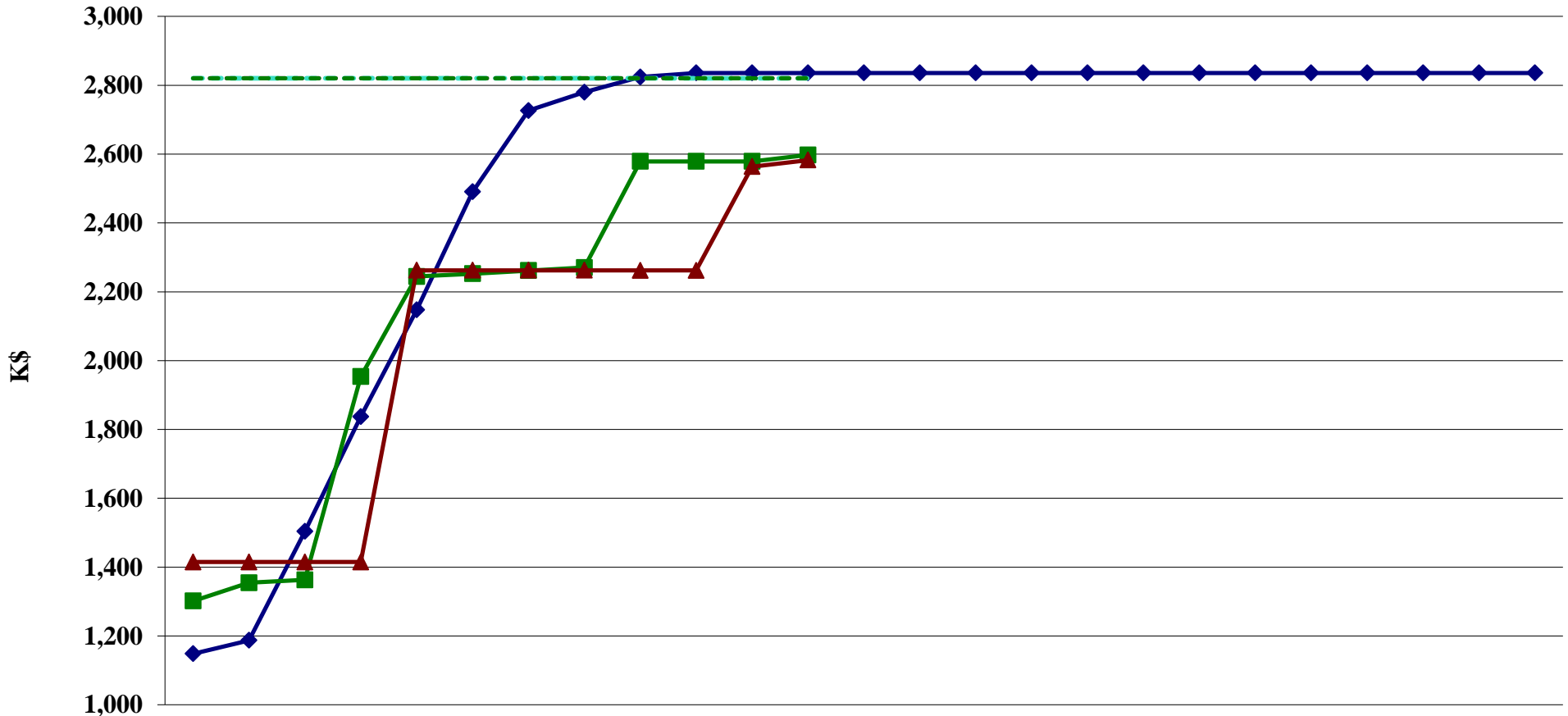
## Earned Value \$K



	Sep-11	Oct-11	Nov-11	Dec-11	Jan-12	Feb-12	Mar-12	Apr-12	May-12	Jun-12	Jul-12	Aug-12	Sep-12	Oct-12	Nov-12	Dec-12	Jan-13	Feb-13	Mar-13	Apr-13	May-13	Jun-13	Jul-13	Aug-13	Sep-13	
BCWS	1,815	1,854	2,219	2,694	3,007	3,376	3,669	3,733	3,813	3,869	3,869	3,869	3,869	3,869	3,869	3,869	3,869	3,869	3,869	3,869	3,869	3,869	3,869	3,869	3,869	3,869
BCWP	2,019	2,094	2,120	2,725	3,042	3,065	3,137	3,159	3,495	3,532	3,549	3,602														
ACWP	1,997	1,997	1,997	2,135	2,987	2,998	2,998	3,004	3,046	3,046	3,476	3,527														
Obligated	3,853	3,853	3,853	3,853	3,853	3,853	3,853	3,853	3,853	3,853	3,853	3,853														
FY11 Phased PO's	3,853	3,853	3,853	3,853	3,853	3,853	3,853	3,853	3,853	3,853	3,853	3,853														
Pending	3,853	3,853	3,853	3,853	3,853	3,853	3,853	3,853	3,853	3,853	3,853	3,853														

# 12 GeV 1.9.5.2.2.1 Hall D BCal

## Earned Value \$K

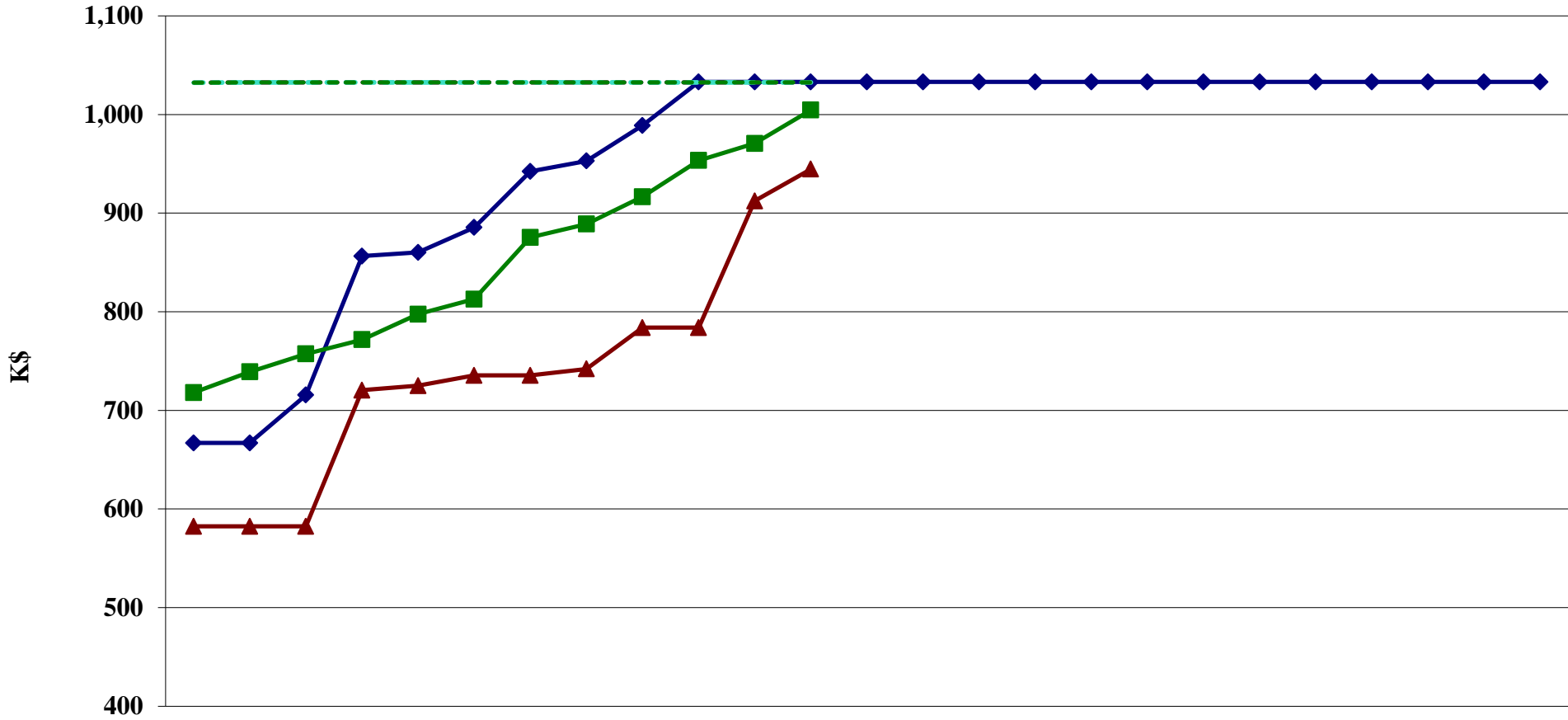


	Sep-11	Oct-11	Nov-11	Dec-11	Jan-12	Feb-12	Mar-12	Apr-12	May-12	Jun-12	Jul-12	Aug-12	Sep-12	Oct-12	Nov-12	Dec-12	Jan-13	Feb-13	Mar-13	Apr-13	May-13	Jun-13	Jul-13	Aug-13	Sep-13	
BCWS	1,148	1,187	1,504	1,837	2,147	2,490	2,726	2,780	2,824	2,836	2,836	2,836	2,836	2,836	2,836	2,836	2,836	2,836	2,836	2,836	2,836	2,836	2,836	2,836	2,836	2,836
BCWP	1,301	1,355	1,363	1,953	2,244	2,253	2,262	2,271	2,579	2,579	2,579	2,598														
ACWP	1,415	1,415	1,415	1,415	2,262	2,262	2,262	2,262	2,262	2,262	2,563	2,582														
Obligated	2,821	2,821	2,821	2,821	2,821	2,821	2,821	2,821	2,820	2,820	2,820	2,820														
FY11 Phased PO's	2,821	2,821	2,821	2,821	2,821	2,821	2,821	2,821	2,820	2,820	2,820	2,820														
Pending	2,821	2,821	2,821	2,821	2,821	2,821	2,821	2,821	2,820	2,820	2,820	2,820														



# 12 GeV 1.9.5.2.2.2 Hall D FCal

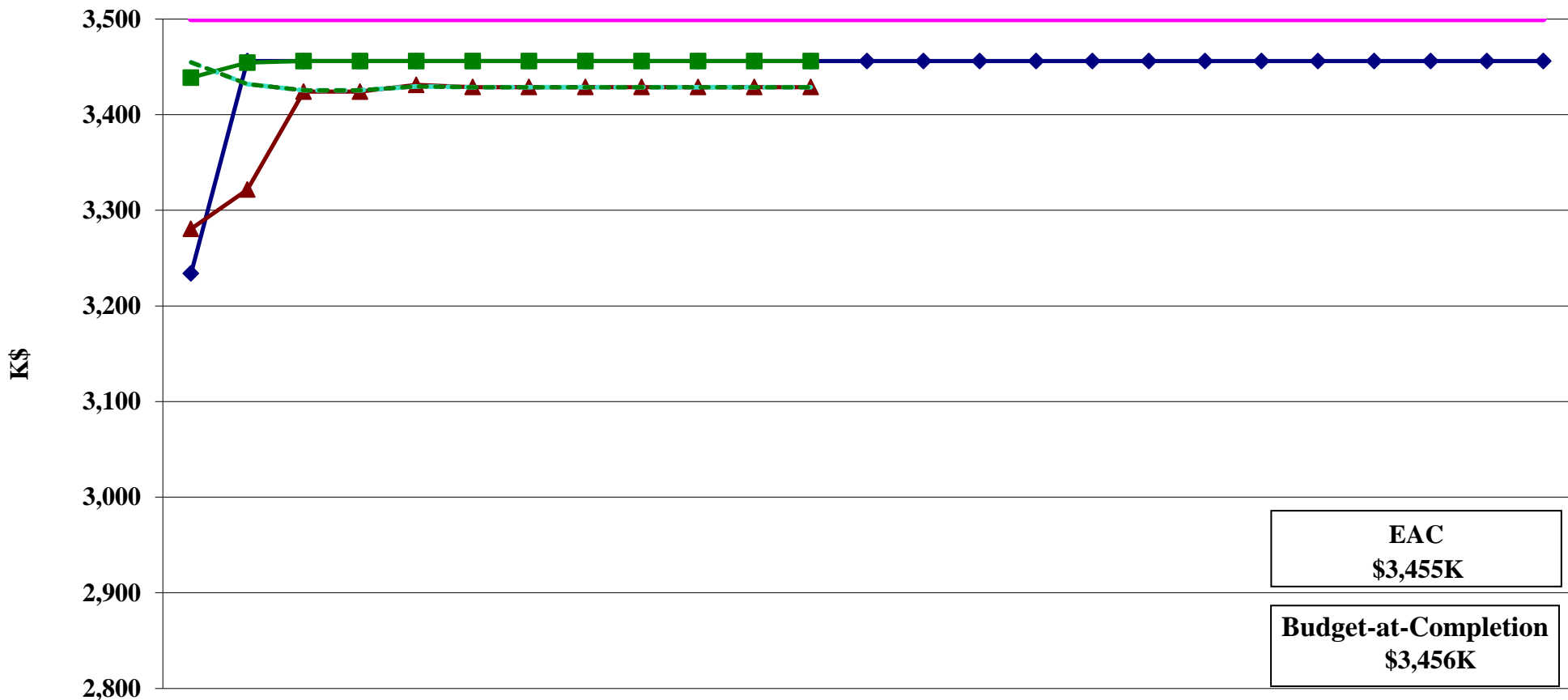
## Earned Value \$K



	Sep-11	Oct-11	Nov-11	Dec-11	Jan-12	Feb-12	Mar-12	Apr-12	May-12	Jun-12	Jul-12	Aug-12	Sep-12	Oct-12	Nov-12	Dec-12	Jan-13	Feb-13	Mar-13	Apr-13	May-13	Jun-13	Jul-13	Aug-13	Sep-13	
BCWS	667	667	715	856	860	886	942	953	989	1,033	1,033	1,033	1,033	1,033	1,033	1,033	1,033	1,033	1,033	1,033	1,033	1,033	1,033	1,033	1,033	1,033
BCWP	718	739	757	772	797	813	875	889	917	953	971	1,005														
ACWP	582	582	582	720	725	735	735	742	784	784	912	945														
Obligated	1,032	1,033	1,033	1,033	1,033	1,033	1,033	1,033	1,033	1,033	1,033	1,033														
FY11 Phased PO's	1,032	1,033	1,033	1,033	1,033	1,033	1,033	1,033	1,033	1,033	1,033	1,033														
Pending	1,032	1,033	1,033	1,033	1,033	1,033	1,033	1,033	1,033	1,033	1,033	1,033														

# 12 GeV 1.9.6 N&S LCW

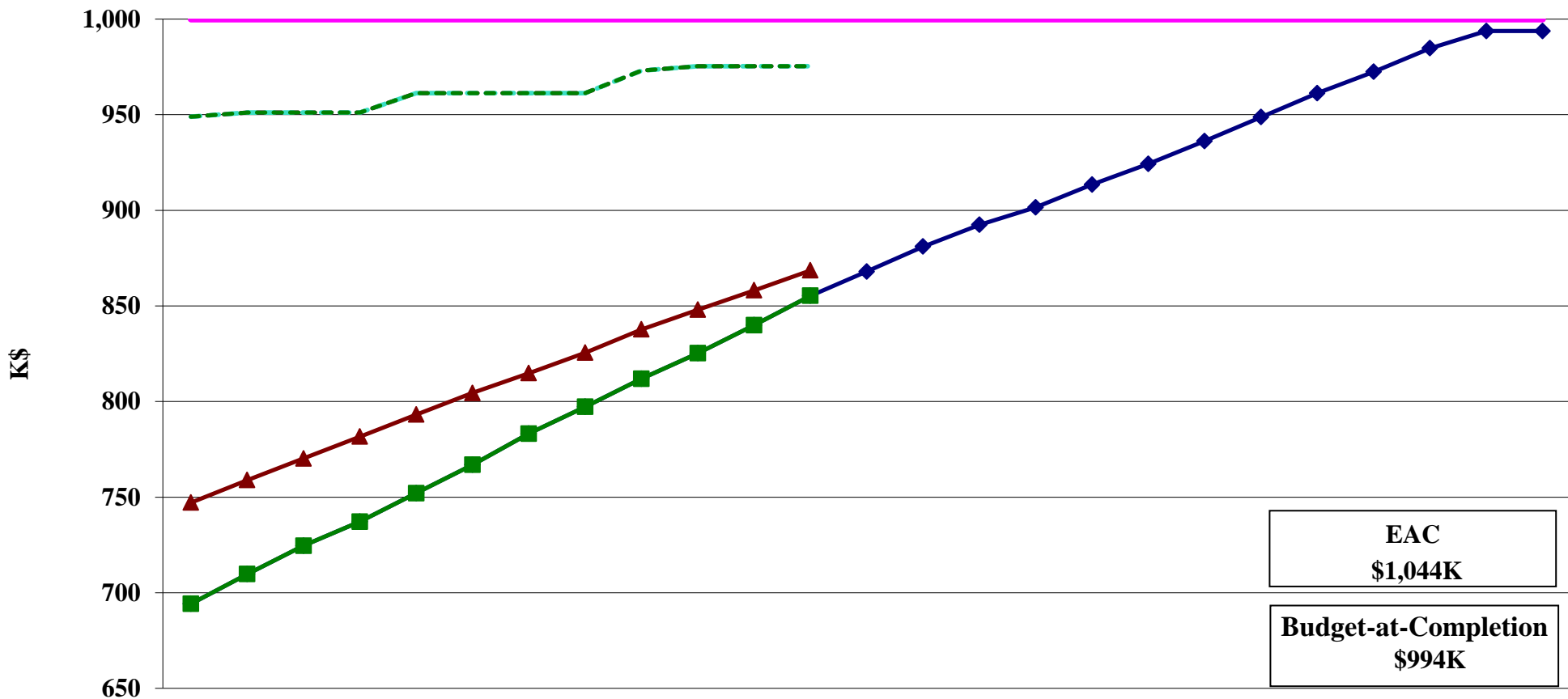
## Earned Value \$K



	Sep-11	Oct-11	Nov-11	Dec-11	Jan-12	Feb-12	Mar-12	Apr-12	May-12	Jun-12	Jul-12	Aug-12	Sep-12	Oct-12	Nov-12	Dec-12	Jan-13	Feb-13	Mar-13	Apr-13	May-13	Jun-13	Jul-13	Aug-13	Sep-13
BCWS	3,234	3,456	3,456	3,456	3,456	3,456	3,456	3,456	3,456	3,456	3,456	3,456	3,456	3,456	3,456	3,456	3,456	3,456	3,456	3,456	3,456	3,456	3,456	3,456	3,456
BCWP	3,439	3,454	3,456	3,456	3,456	3,456	3,456	3,456	3,456	3,456	3,456	3,456													
ACWP	3,281	3,322	3,424	3,424	3,431	3,429	3,429	3,429	3,429	3,429	3,429	3,429													
Obligated	3,455	3,432	3,425	3,425	3,430	3,429	3,429	3,429	3,429	3,429	3,429	3,429													
FY11 Phased PO's	3,455	3,432	3,425	3,425	3,430	3,429	3,429	3,429	3,429	3,429	3,429	3,429													
Pending	3,455	3,432	3,425	3,425	3,430	3,429	3,429	3,429	3,429	3,429	3,429	3,429													
Funding	3,500	3,500	3,500	3,500	3,500	3,500	3,500	3,500	3,500	3,500	3,500	3,500	3,500	3,500	3,500	3,500	3,500	3,500	3,500	3,500	3,500	3,500	3,500	3,500	3,500

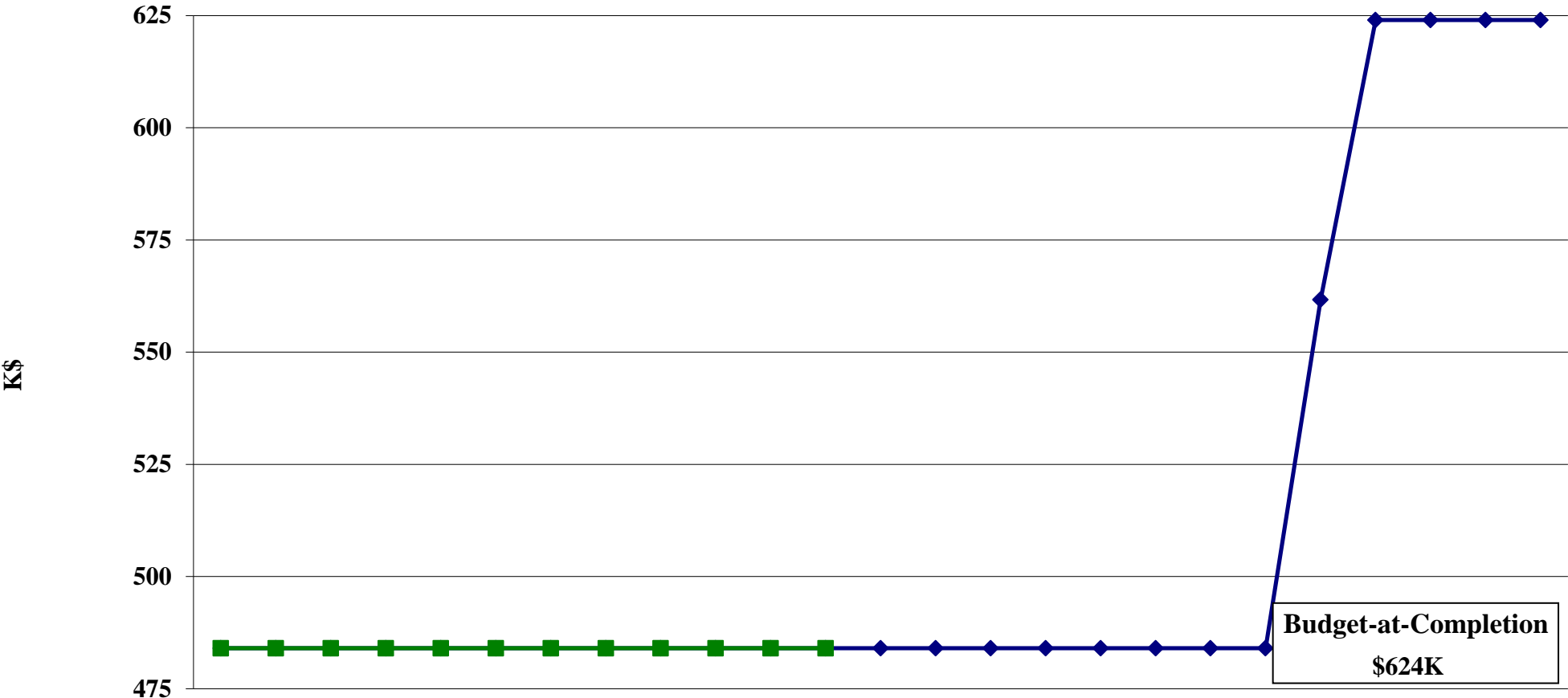
# 12 GeV 1.9.7 Infrastructure

## Earned Value \$K



	Sep-11	Oct-11	Nov-11	Dec-11	Jan-12	Feb-12	Mar-12	Apr-12	May-12	Jun-12	Jul-12	Aug-12	Sep-12	Oct-12	Nov-12	Dec-12	Jan-13	Feb-13	Mar-13	Apr-13	May-13	Jun-13	Jul-13	Aug-13	Sep-13
BCWS	694	710	725	737	752	767	783	797	812	825	840	855	868	881	892	902	913	924	936	949	961	972	985	994	994
BCWP	694	710	725	737	752	767	783	797	812	825	840	855													
ACWP	747	759	770	782	793	804	815	826	838	848	858	869													
Obligated	949	951	951	951	961	961	961	961	973	975	975	975													
FY11 Phased PO's	949	951	951	951	961	961	961	961	973	975	975	975													
Pending	949	951	951	951	961	961	961	961	973	975	975	975													
Funding	1,000	1,000	1,000	1,000	1,000	1,000	1,000	1,000	1,000	1,000	1,000	1,000	1,000	1,000	1,000	1,000	1,000	1,000	1,000	1,000	1,000	1,000	1,000	1,000	1,000

# 12 GeV 1.10 Non-DOE Scope Earned Value \$K



	Sep-11	Oct-11	Nov-11	Dec-11	Jan-12	Feb-12	Mar-12	Apr-12	May-12	Jun-12	Jul-12	Aug-12	Sep-12	Oct-12	Nov-12	Dec-12	Jan-13	Feb-13	Mar-13	Apr-13	May-13	Jun-13	Jul-13	Aug-13	Sep-13
BCWS	484	484	484	484	484	484	484	484	484	484	484	484	484	484	484	484	484	484	484	484	562	624	624	624	624
BCWP	484	484	484	484	484	484	484	484	484	484	484	484													