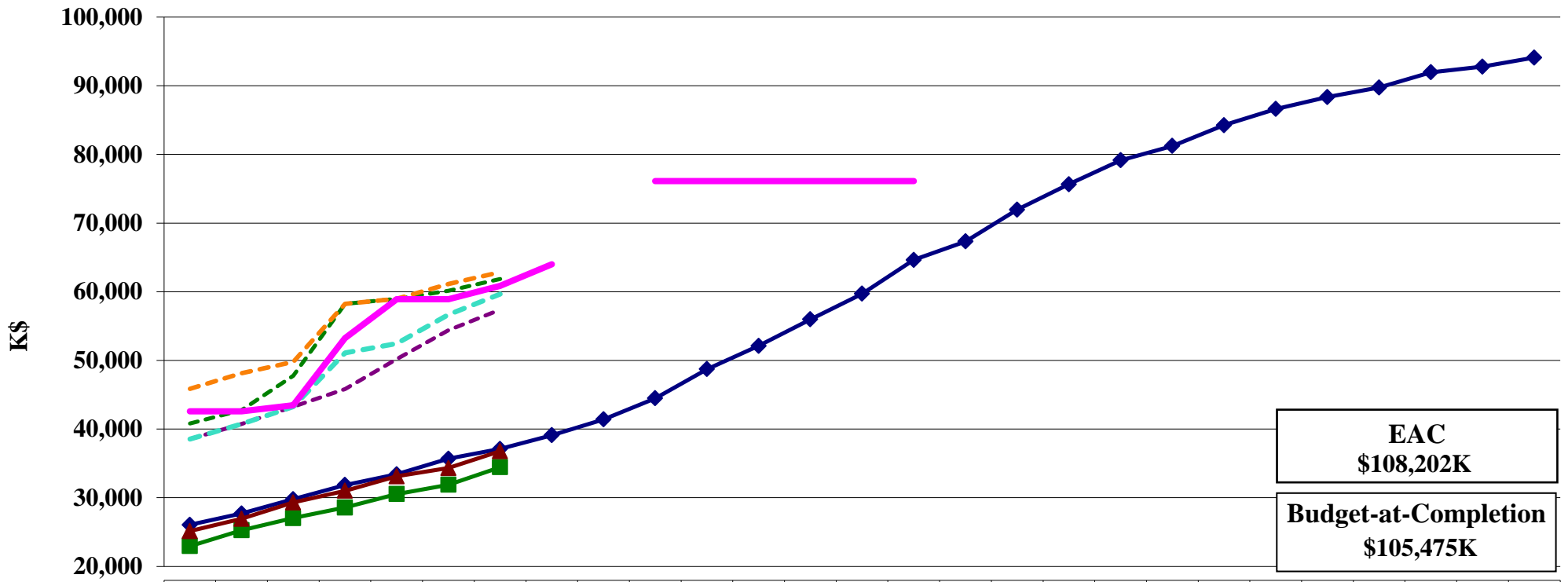


12 GeV 1.4/1.5 NP Construction Experimental Halls

Earned Value \$K

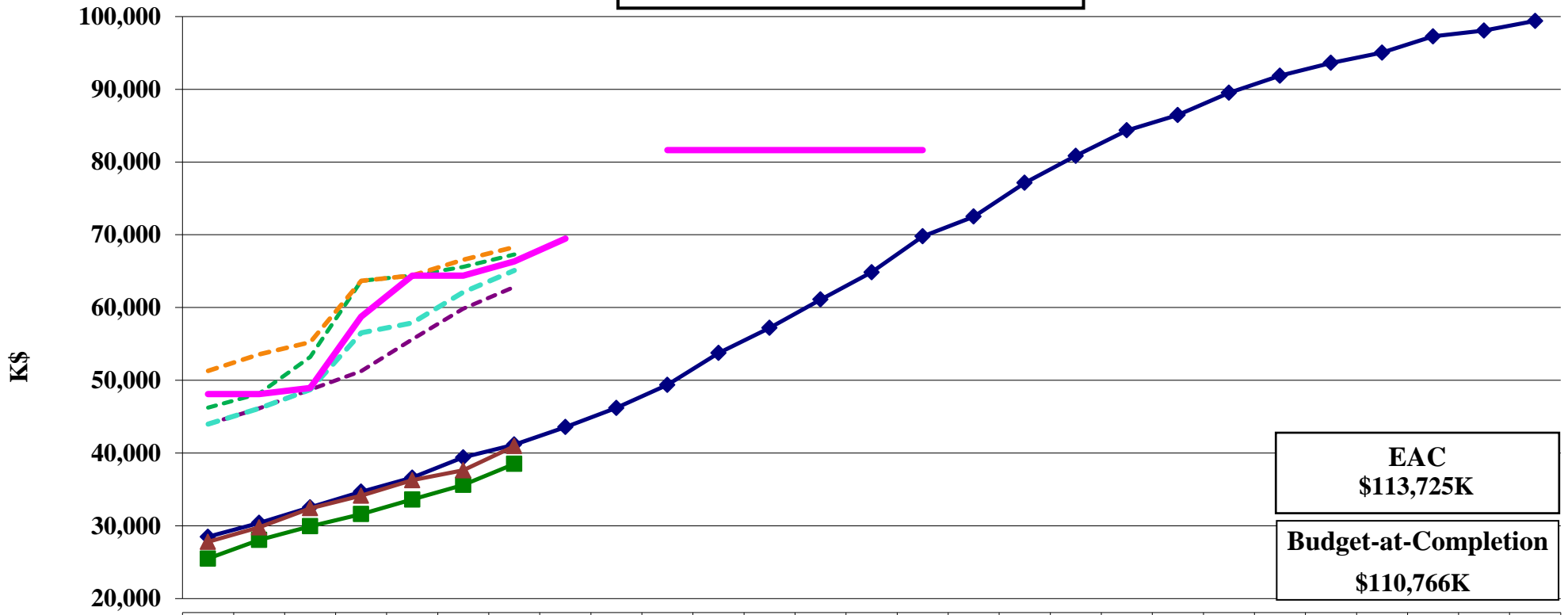
Including changes through CR12-013



	Jul-11	Aug-11	Sep-11	Oct-11	Nov-11	Dec-11	Jan-12	Feb-12	Mar-12	Apr-12	May-12	Jun-12	Jul-12	Aug-12	Sep-12	Oct-12	Nov-12	Dec-12	Jan-13	Feb-13	Mar-13	Apr-13	May-13	Jun-13	Jul-13	Aug-13	Sep-13	
BCWS	26,062	27,708	29,784	31,859	33,408	35,683	37,102	39,104	41,415	44,476	48,736	52,119	55,984	59,710	64,630	67,317	71,944	75,645	79,138	81,230	84,255	86,607	88,357	89,744	91,960	92,771	94,101	
BCWP	22,963	25,276	27,042	28,586	30,531	31,888	34,458																					
ACWP	25,145	26,934	29,311	31,009	33,111	34,335	36,778																					
Obligated	38,531	40,724	43,278	45,834	50,175	54,407	57,386																					
FY12 Phase POs	38,531	40,724	43,278	51,085	52,445	56,677	59,657																					
Pending	40,811	42,736	47,776	58,238	58,956	60,149	61,863																					
NOFUND & FY13 PRs	45,872	48,147	49,799	58,238	58,956	61,145	62,859																					
Funding	42,600	42,600	43,450	53,250	58,900	58,900	60,850	63,990		76,135	76,135	76,135	76,135	76,135	76,135													

12 GeV 1.4/1.5/1.9.5/1.9.7 NP/WFO Construction Experimental Halls Earned Value \$K

Including changes through CR12-013

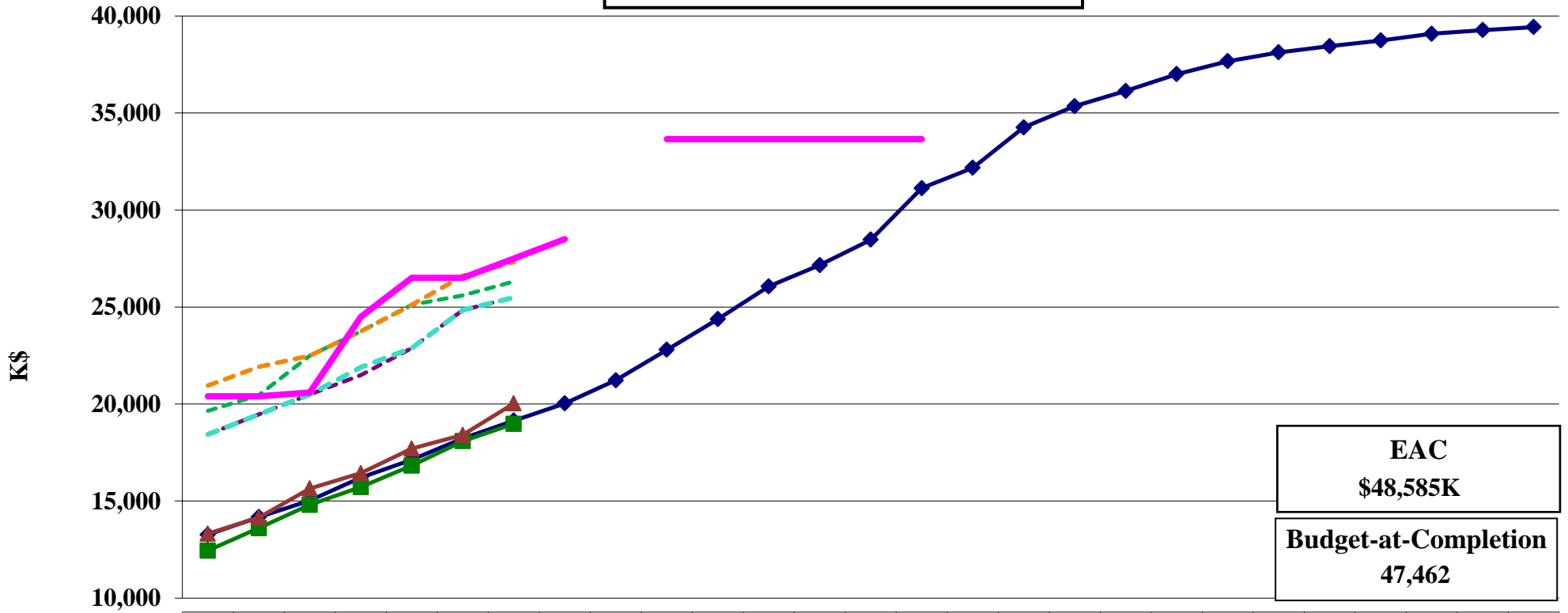


	Jul-11	Aug-11	Sep-11	Oct-11	Nov-11	Dec-11	Jan-12	Feb-12	Mar-12	Apr-12	May-12	Jun-12	Jul-12	Aug-12	Sep-12	Oct-12	Nov-12	Dec-12	Jan-13	Feb-13	Mar-13	Apr-13	May-13	Jun-13	Jul-13	Aug-13	Sep-13	
BCWS	28,498	30,403	32,541	34,681	36,625	39,399	41,164	43,564	46,201	49,369	53,740	57,199	61,092	64,847	69,782	72,493	77,130	80,838	84,350	86,460	89,501	91,866	93,628	95,025	97,254	98,071	99,391	
BCWP	25,494	28,063	29,945	31,607	33,621	35,617	38,518																					
ACWP	27,790	29,793	32,422	34,142	36,261	37,635	40,958																					
Obligated	43,963	46,155	48,706	51,265	55,605	59,838	62,827																					
FY12 Phase POs	43,963	46,155	48,706	56,516	57,876	62,108	65,098																					
Pending	46,243	48,167	53,205	63,669	64,386	65,580	67,304																					
NOFUND & FY13 PRs	51,304	53,578	55,228	63,669	64,386	66,575	68,300																					
Funding	48,100	48,100	48,950	58,750	64,400	64,400	66,350	69,490		81,635	81,635	81,635	81,635	81,635	81,635													

12 GeV 1.5/1.9.5/1.9.7 NP/WFO Hall D Construction

Earned Value \$K

Including changes through CR12-013



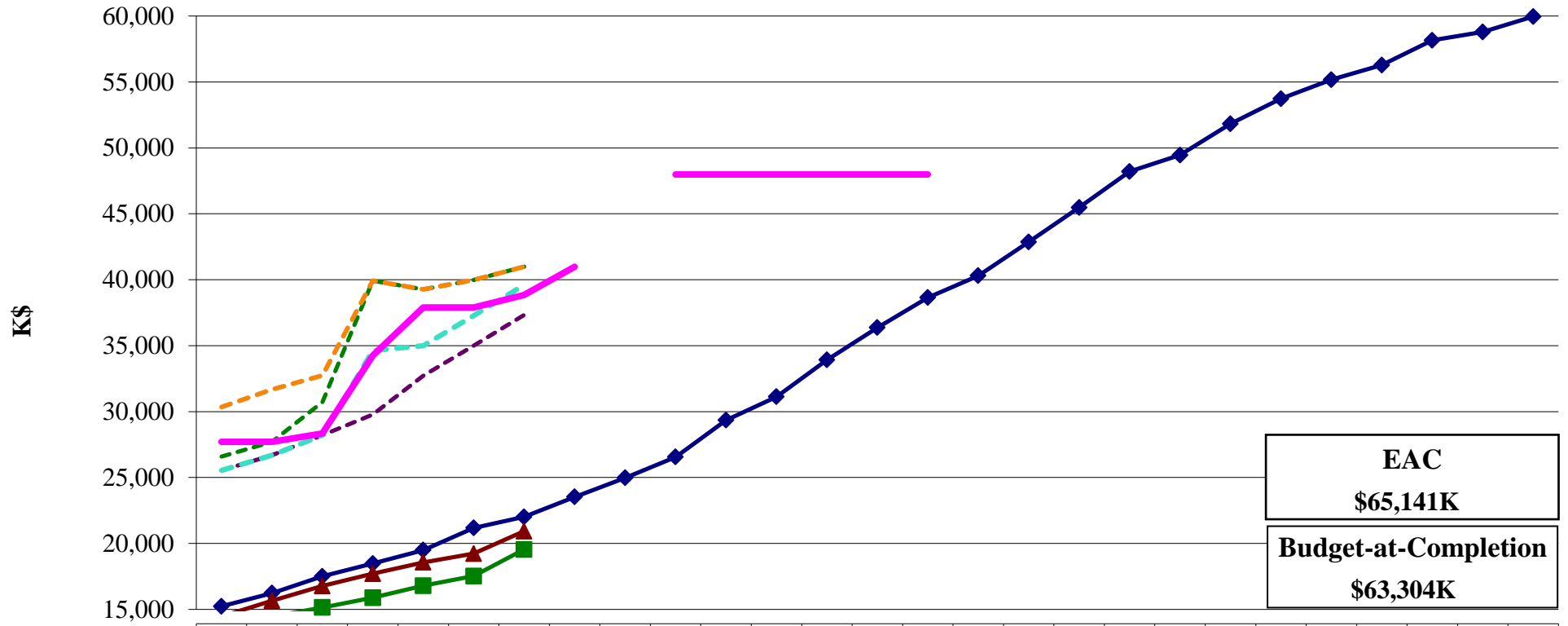
EAC
\$48,585K

Budget-at-Completion
47,462

	Jul-11	Aug-11	Sep-11	Oct-11	Nov-11	Dec-11	Jan-12	Feb-12	Mar-12	Apr-12	May-12	Jun-12	Jul-12	Aug-12	Sep-12	Oct-12	Nov-12	Dec-12	Jan-13	Feb-13	Mar-13	Apr-13	May-13	Jun-13	Jul-13	Aug-13	Sep-13
BCWS	13,267	14,172	15,032	16,202	17,135	18,226	19,144	20,032	21,225	22,797	24,376	26,064	27,162	28,469	31,123	32,175	34,255	35,355	36,135	37,000	37,667	38,125	38,442	38,740	39,083	39,271	39,432
BCWP	12,447	13,606	14,806	15,718	16,828	18,087	18,977																				
ACWP	13,319	14,141	15,646	16,435	17,701	18,404	20,028																				
Obligated	18,429	19,472	20,491	21,489	22,888	24,839	25,495																				
FY12 Phase POs	18,429	19,472	20,491	21,895	22,888	24,839	25,495																				
Pending	19,650	20,463	22,489	23,747	25,110	25,603	26,320																				
NOFUND & FY13 PRs	20,957	21,913	22,489	23,747	25,110	26,599	27,315																				
Funding	20,400	20,400	20,600	24,500	26,500	26,500	27,500	28,500			33,656	33,656	33,656	33,656	33,656	33,656											

12 GeV 1.4 Construction Upgrade Hall A, B & C

Earned Value \$K



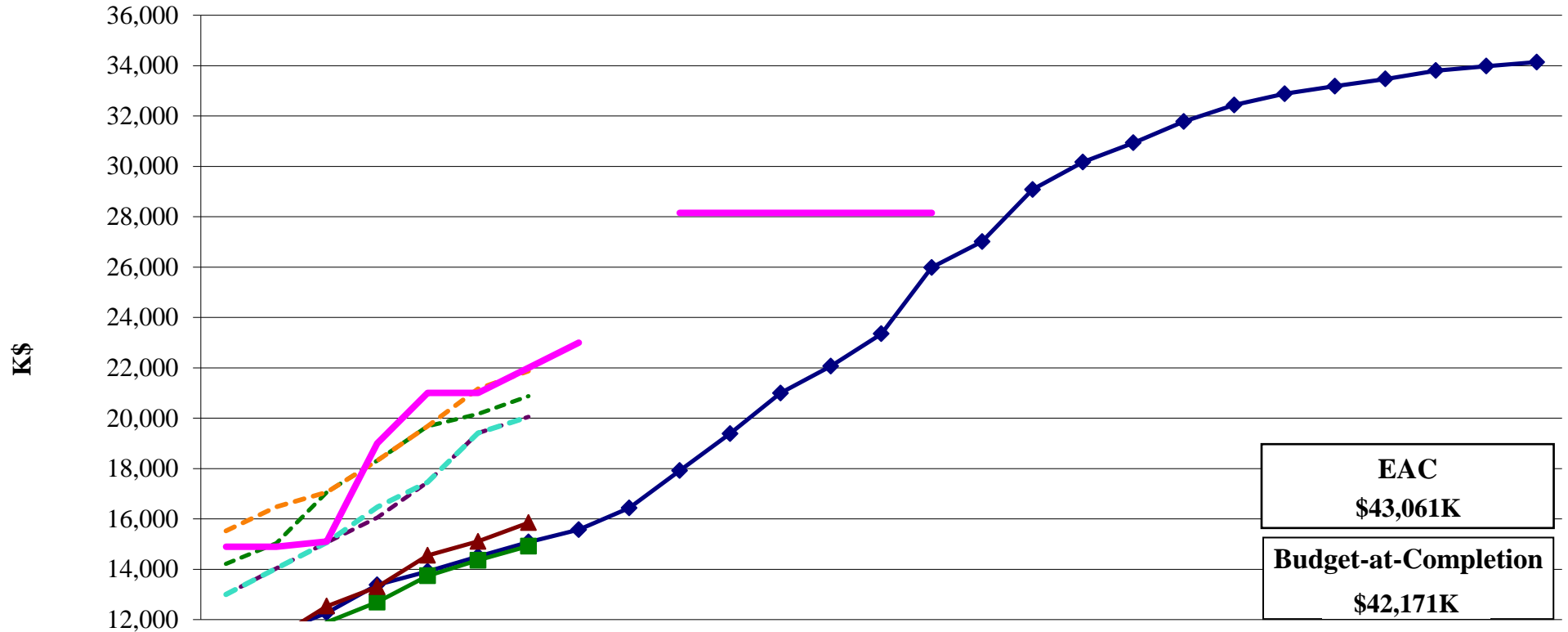
	Jul-11	Aug-11	Sep-11	Oct-11	Nov-11	Dec-11	Jan-12	Feb-12	Mar-12	Apr-12	May-12	Jun-12	Jul-12	Aug-12	Sep-12	Oct-12	Nov-12	Dec-12	Jan-13	Feb-13	Mar-13	Apr-13	May-13	Jun-13	Jul-13	Aug-13	Sep-13	
BCWS	15,230	16,231	17,509	18,479	19,490	21,173	22,020	23,532	24,977	26,558	29,349	31,122	33,916	36,363	38,646	40,305	42,864	45,473	48,203	49,448	51,822	53,728	55,174	56,274	58,159	58,791	59,959	
BCWP	13,047	14,457	15,139	15,889	16,793	17,530	19,541																					
ACWP	14,471	15,652	16,776	17,706	18,560	19,231	20,931																					
Obligated	25,534	26,683	28,214	29,776	32,717	34,999	37,332																					
FY12 Phase POs	25,534	26,683	28,214	34,620	34,988	37,269	39,602																					
Pending	26,593	27,704	30,716	39,922	39,277	39,977	40,984																					
NOFUND & FY13 PRs	30,347	31,665	32,739	39,922	39,277	39,977	40,984																					
Funding	27,700	27,700	28,350	34,250	37,900	37,900	38,850	40,990		47,979	47,979	47,979	47,979	47,979	47,979													

EAC
\$65,141K

Budget-at-Completion
\$63,304K

12 GeV 1.5 Construction Hall D

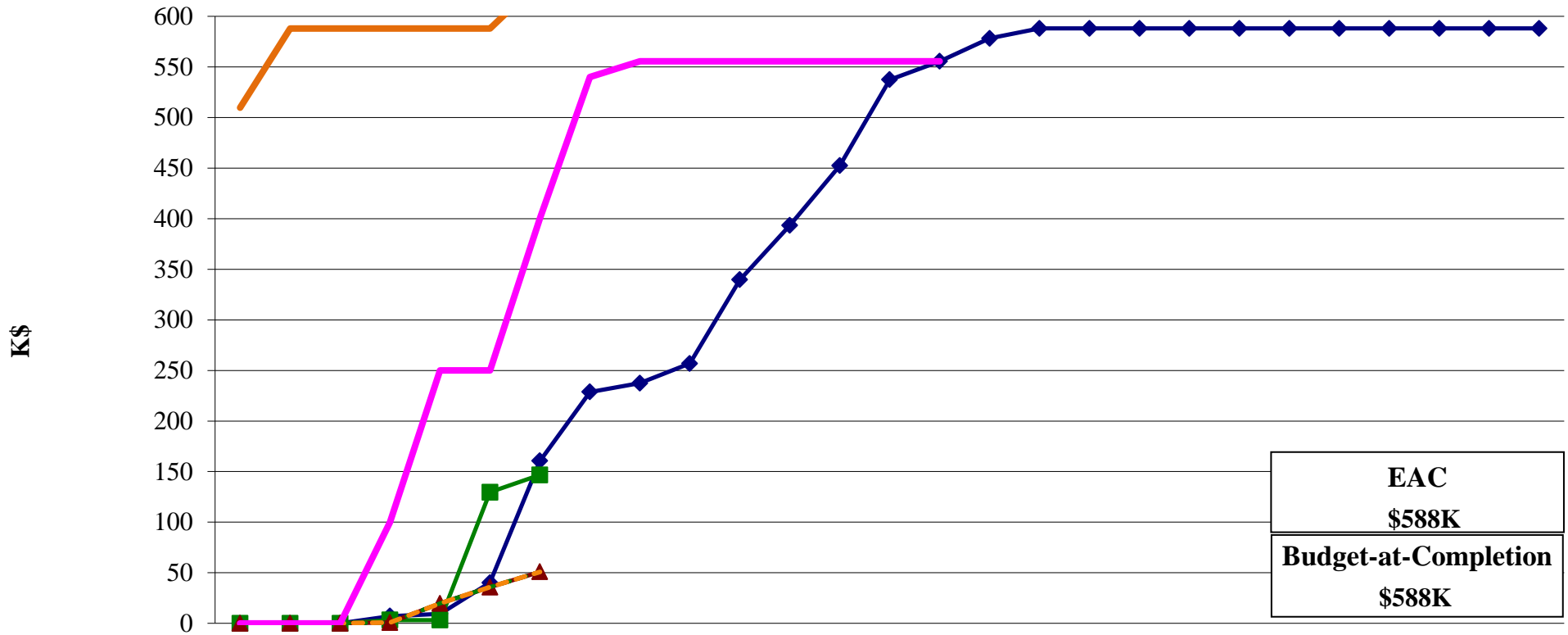
Earned Value \$K



	Jul-11	Aug-11	Sep-11	Oct-11	Nov-11	Dec-11	Jan-12	Feb-12	Mar-12	Apr-12	May-12	Jun-12	Jul-12	Aug-12	Sep-12	Oct-12	Nov-12	Dec-12	Jan-13	Feb-13	Mar-13	Apr-13	May-13	Jun-13	Jul-13	Aug-13	Sep-13	
BCWS	10,832	11,477	12,275	13,380	13,918	14,511	15,082	15,572	16,438	17,919	19,387	20,997	22,068	23,347	25,985	27,012	29,081	30,172	30,935	31,782	32,434	32,880	33,183	33,470	33,801	33,980	34,141	
BCWP	9,916	10,818	11,903	12,697	13,738	14,358	14,917																					
ACWP	10,675	11,282	12,535	13,303	14,551	15,104	15,847																					
Obligated	12,997	14,041	15,063	16,058	17,457	19,408	20,055																					
FY12 Phased POs	12,997	14,041	15,063	16,465	17,457	19,408	20,055																					
Pending	14,218	15,032	17,060	18,316	19,679	20,172	20,879																					
NOFUND & FY13 PRs	15,525	16,482	17,060	18,316	19,679	21,168	21,874																					
Funding	14,900	14,900	15,100	19,000	21,000	21,000	22,000	23,000		28,156	28,156	28,156	28,156	28,156	28,156													
CAM EAC	42,857	42,721	42,463	42,436	42,428	42,433	42,899																					

12 GeV 1.4.1 Construction Hall A

Earned Value \$K

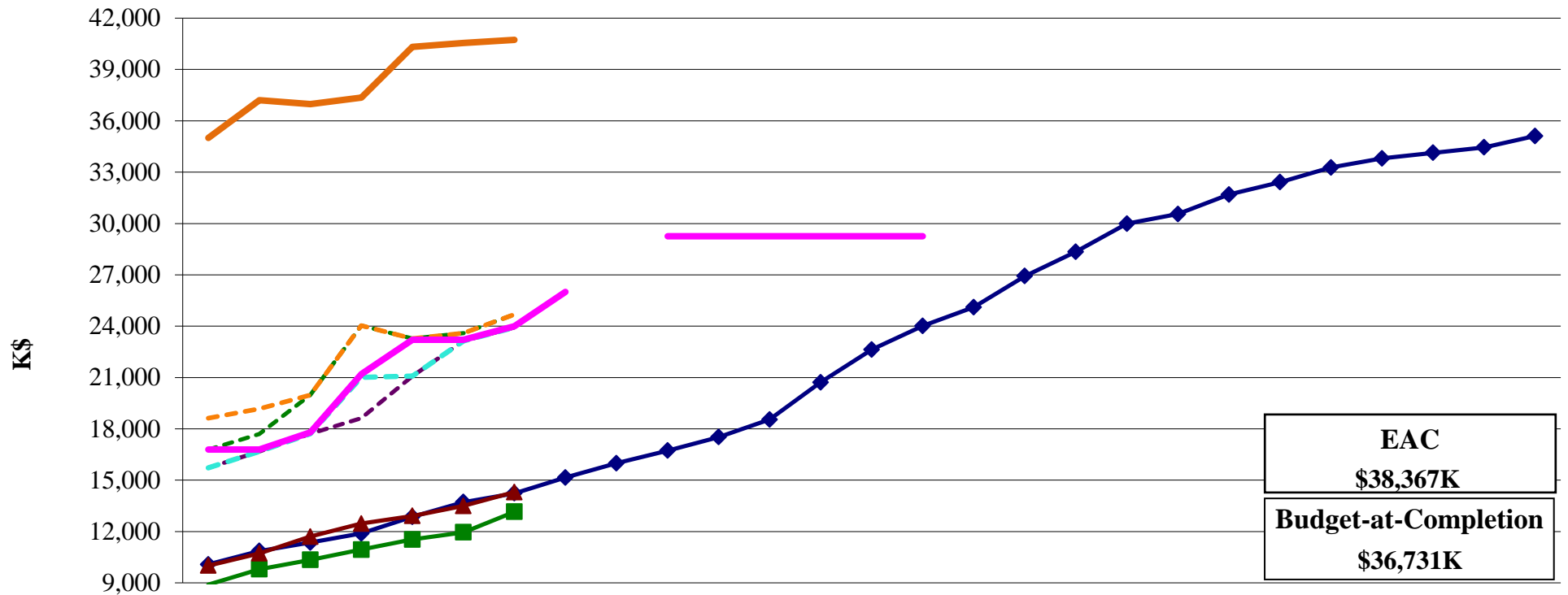


EAC
\$588K
Budget-at-Completion
\$588K

	Jul-11	Aug-11	Sep-11	Oct-11	Nov-11	Dec-11	Jan-12	Feb-12	Mar-12	Apr-12	May-12	Jun-12	Jul-12	Aug-12	Sep-12	Oct-12	Nov-12	Dec-12	Jan-13	Feb-13	Mar-13	Apr-13	May-13	Jun-13	Jul-13	Aug-13	Sep-13	
BCWS	0	0	0	7	9	40	161	229	237	257	340	393	452	537	556	578	588	588	588	588	588	588	588	588	588	588	588	588
BCWP	0	0	0	3	3	130	147																					
ACWP	0	0	0	1	20	36	51																					
Obligated	0	0	0	1	20	36	51																					
Pending	0	0	0	1	20	36	51																					
NOFUND & FY13 PRs	0	0	0	1	20	36	51																					
Funding	0	0	0	100	250	250	400	540	556	556	556	556	556	556	556													
CAM EAC	510	588	588	588	588	588	635																					

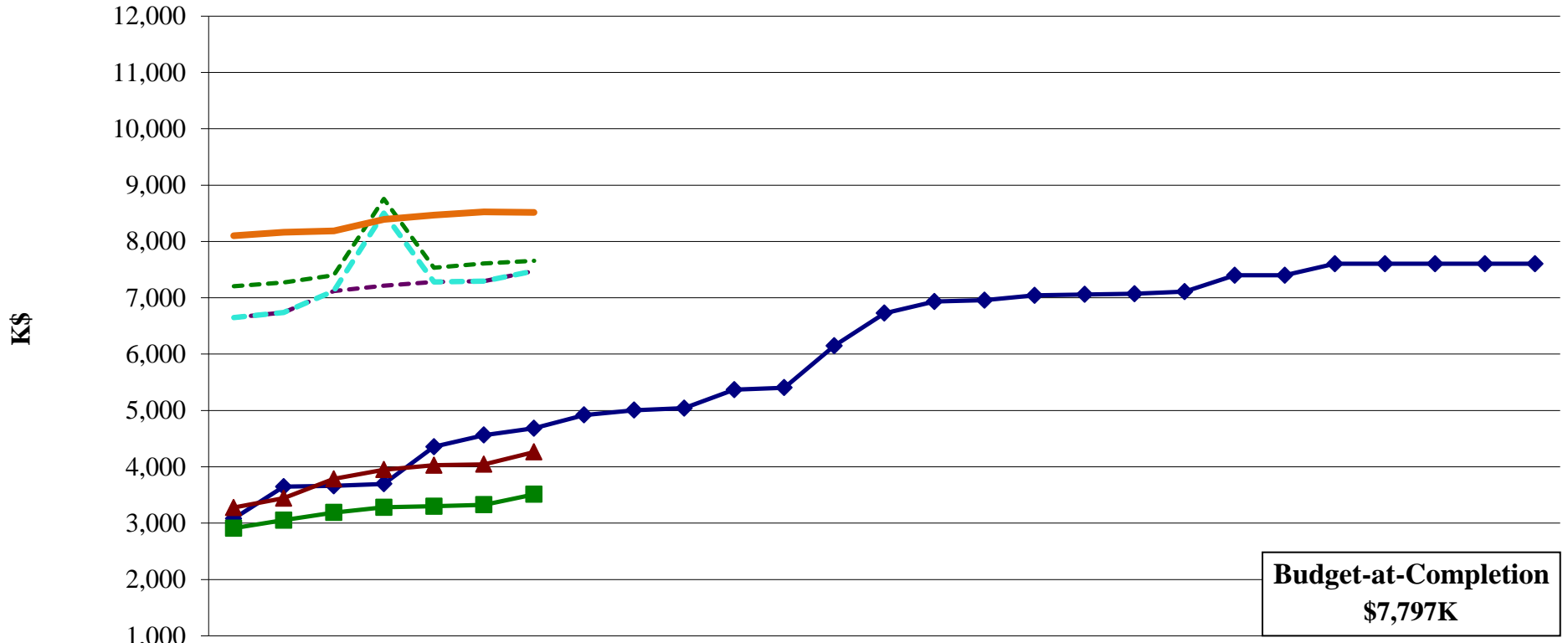
12 GeV 1.4.2 Construction Hall B

Earned Value \$K



	Jul-11	Aug-11	Sep-11	Oct-11	Nov-11	Dec-11	Jan-12	Feb-12	Mar-12	Apr-12	May-12	Jun-12	Jul-12	Aug-12	Sep-12	Oct-12	Nov-12	Dec-12	Jan-13	Feb-13	Mar-13	Apr-13	May-13	Jun-13	Jul-13	Aug-13	Sep-13	
BCWS	10,078	10,862	11,353	11,887	12,857	13,719	14,232	15,158	15,994	16,726	17,522	18,546	20,721	22,631	24,013	25,114	26,926	28,345	29,987	30,549	31,692	32,413	33,276	33,806	34,134	34,451	35,114	
BCWP	8,890	9,795	10,344	10,941	11,539	11,957	13,154																					
ACWP	10,008	10,725	11,703	12,465	12,915	13,498	14,303																					
Obligated	15,727	16,676	17,715	18,628	21,085	23,145	23,922																					
FY12 Phase POs	15,727	16,676	17,715	21,008	21,085	23,145	23,922																					
Pending	16,783	17,691	19,983	24,042	23,273	23,588	24,691																					
NOFUND & FY13 PRs	18,629	19,173	19,983	24,042	23,273	23,588	24,691																					
Funding	16,800	16,800	17,800	21,200	23,200	23,200	24,000	26,000		29,262	29,262	29,262	29,262	29,262	29,262													
CAM EAC	34,998	37,203	36,981	37,353	40,328	40,553	40,726																					

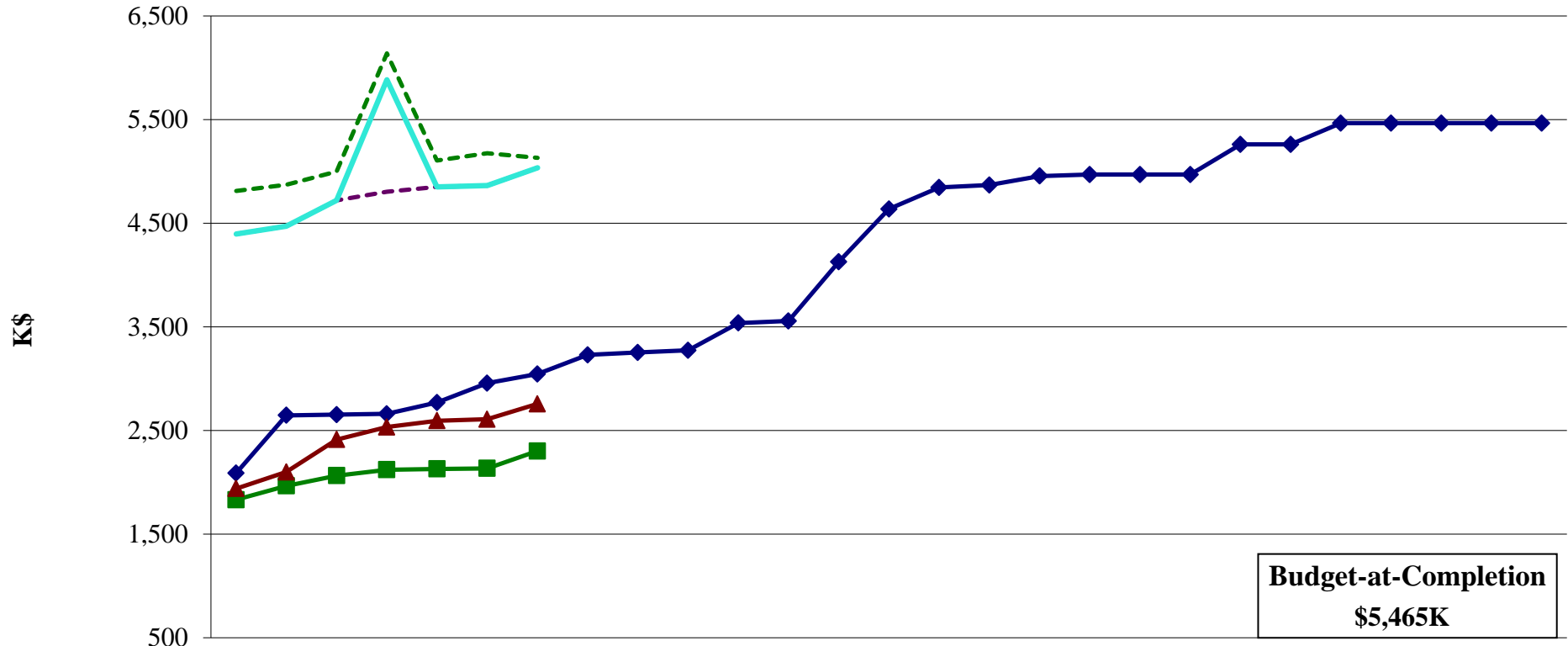
12 GeV 1.4.2.1 Magnet Earned Value \$K



	Jul-11	Aug-11	Sep-11	Oct-11	Nov-11	Dec-11	Jan-12	Feb-12	Mar-12	Apr-12	May-12	Jun-12	Jul-12	Aug-12	Sep-12	Oct-12	Nov-12	Dec-12	Jan-13	Feb-13	Mar-13	Apr-13	May-13	Jun-13	Jul-13	Aug-13	Sep-13	
BCWS	3,081	3,647	3,662	3,697	4,356	4,562	4,684	4,919	5,005	5,041	5,369	5,403	6,149	6,726	6,933	6,956	7,043	7,058	7,072	7,108	7,398	7,398	7,603	7,603	7,603	7,603	7,603	7,605
BCWP	2,909	3,052	3,188	3,280	3,301	3,327	3,511																					
ACWP	3,276	3,441	3,785	3,949	4,027	4,045	4,264																					
Obligated	6,651	6,738	7,121	7,216	7,280	7,297	7,478																					
FY12 Phase POs	6,651	6,738	7,121	8,502	7,280	7,297	7,478																					
Pending	7,207	7,271	7,399	8,758	7,535	7,608	7,658																					
CAM EAC	8,102	8,164	8,186	8,394	8,466	8,523	8,515																					

**Budget-at-Completion
\$7,797K**

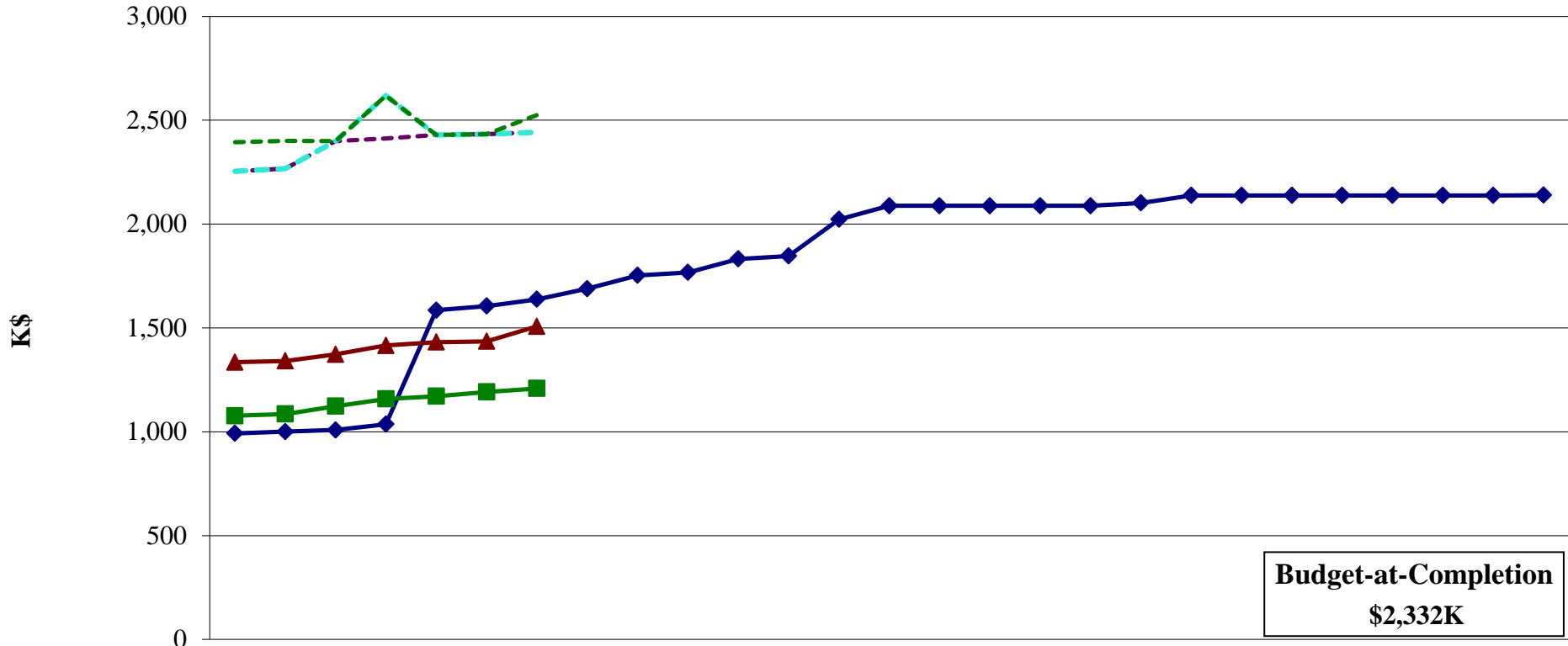
12 GeV 1.4.2.1.1 Toroidal Magnet Earned Value \$K



	Jul-11	Aug-11	Sep-11	Oct-11	Nov-11	Dec-11	Jan-12	Feb-12	Mar-12	Apr-12	May-12	Jun-12	Jul-12	Aug-12	Sep-12	Oct-12	Nov-12	Dec-12	Jan-13	Feb-13	Mar-13	Apr-13	May-13	Jun-13	Jul-13	Aug-13	Sep-13	
BCWS	2,089	2,646	2,653	2,661	2,770	2,957	3,046	3,230	3,252	3,274	3,537	3,557	4,127	4,637	4,845	4,868	4,955	4,970	4,970	4,970	5,260	5,260	5,465	5,465	5,465	5,465	5,465	5,465
BCWP	1,832	1,967	2,065	2,122	2,129	2,135	2,303																					
ACWP	1,941	2,100	2,413	2,534	2,595	2,609	2,756																					
Obligated	4,397	4,470	4,721	4,803	4,851	4,864	5,036																					
FY12 Phase POs	4,397	4,470	4,721	5,883	4,851	4,864	5,036																					
Pending	4,813	4,871	4,999	6,139	5,107	5,175	5,133																					

12 GeV 1.4.2.1.2 Magnet Solenoid

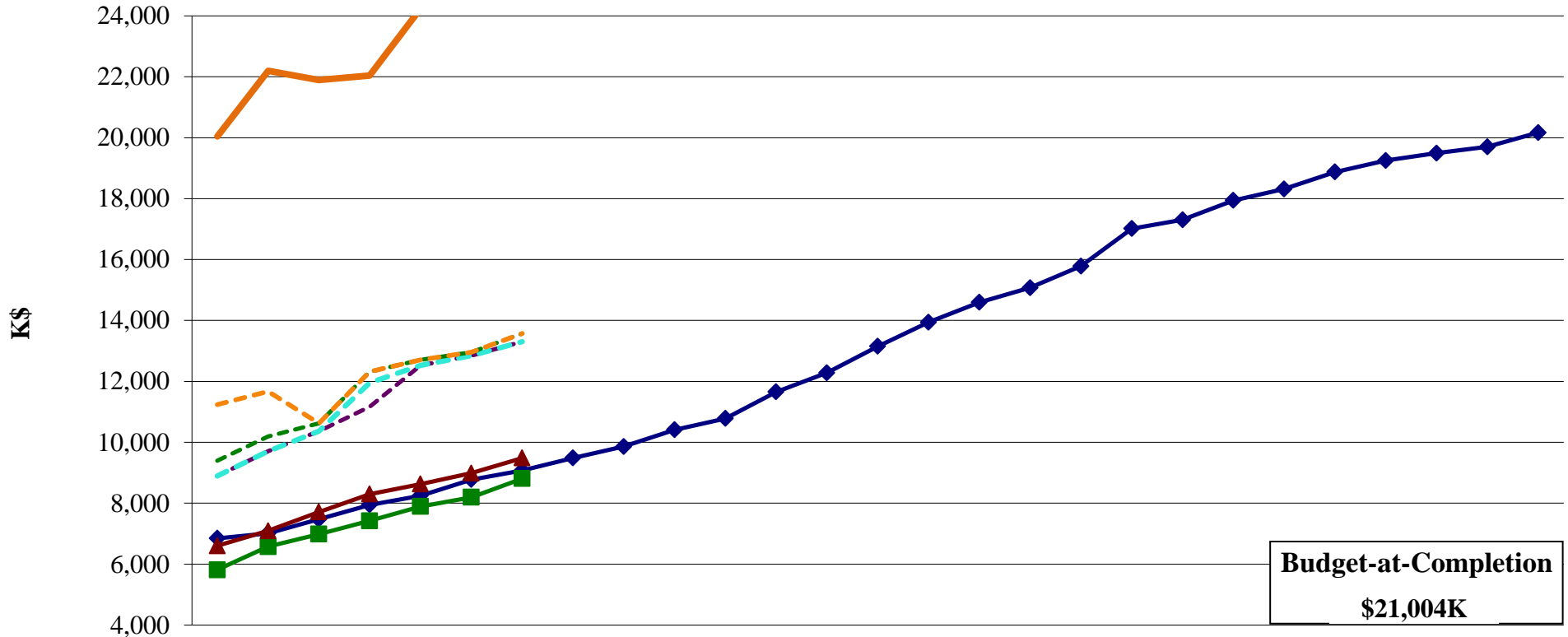
Earned Value \$K



	Jul-11	Aug-11	Sep-11	Oct-11	Nov-11	Dec-11	Jan-12	Feb-12	Mar-12	Apr-12	May-12	Jun-12	Jul-12	Aug-12	Sep-12	Oct-12	Nov-12	Dec-12	Jan-13	Feb-13	Mar-13	Apr-13	May-13	Jun-13	Jul-13	Aug-13	Sep-13	
BCWS	992	1,001	1,008	1,036	1,585	1,605	1,638	1,689	1,753	1,767	1,832	1,846	2,022	2,088	2,088	2,088	2,088	2,088	2,101	2,138	2,138	2,138	2,138	2,138	2,138	2,138	2,138	2,139
BCWP	1,077	1,086	1,123	1,158	1,171	1,192	1,209																					
ACWP	1,335	1,341	1,373	1,415	1,432	1,436	1,507																					
Obligated	2,254	2,268	2,400	2,412	2,429	2,433	2,442																					
FY12 Phase POs	2,254	2,268	2,400	2,618	2,429	2,433	2,442																					
Pending	2,394	2,400	2,400	2,618	2,429	2,433	2,525																					

12 GeV 1.4.2.2 Detectors

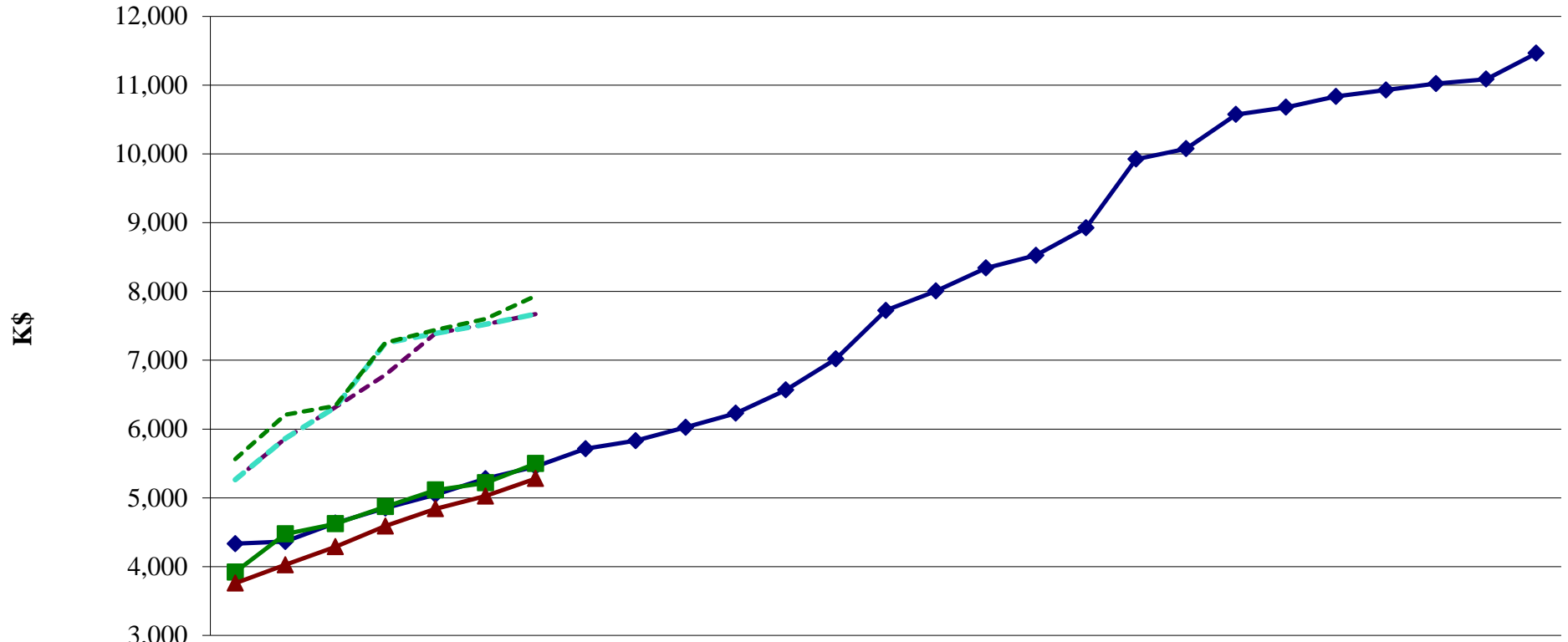
Earned Value \$K



Budget-at-Completion
\$21,004K

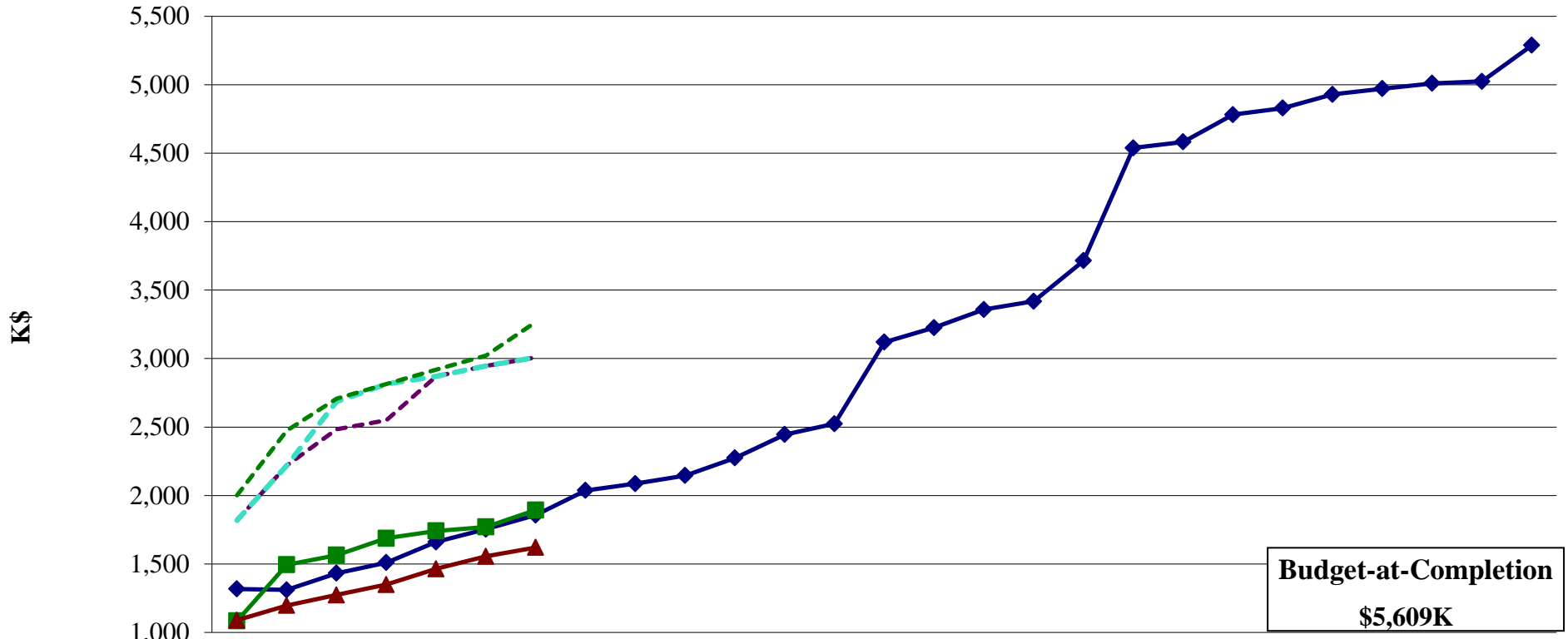
	Jul-11	Aug-11	Sep-11	Oct-11	Nov-11	Dec-11	Jan-12	Feb-12	Mar-12	Apr-12	May-12	Jun-12	Jul-12	Aug-12	Sep-12	Oct-12	Nov-12	Dec-12	Jan-13	Feb-13	Mar-13	Apr-13	May-13	Jun-13	Jul-13	Aug-13	Sep-13		
BCWS	6,845	7,009	7,474	7,946	8,247	8,776	9,074	9,486	9,858	10,411	10,780	11,656	12,283	13,151	13,941	14,595	15,075	15,784	17,015	17,304	17,942	18,319	18,873	19,251	19,495	19,699	20,169		
BCWP	5,811	6,573	6,986	7,423	7,895	8,196	8,809																						
ACWP	6,599	7,093	7,712	8,301	8,629	8,989	9,484																						
Obligated	8,897	9,709	10,362	11,171	12,526	12,843	13,301																						
FY12 Phase POs	8,897	9,709	10,362	11,956	12,526	12,843	13,301																						
Pending	9,394	10,191	10,622	12,319	12,707	12,957	13,573																						
NOFUND & FY13 PRs	11,240	11,673	10,622	12,319	12,707	12,957	13,573																						
CAME EAC	20,040	22,198	21,897	22,044	24,238	24,180	24,252																						

12 GeV 1.4.2.2.1 Tracking Earned Value \$K



	Jul-11	Aug-11	Sep-11	Oct-11	Nov-11	Dec-11	Jan-12	Feb-12	Mar-12	Apr-12	May-12	Jun-12	Jul-12	Aug-12	Sep-12	Oct-12	Nov-12	Dec-12	Jan-13	Feb-13	Mar-13	Apr-13	May-13	Jun-13	Jul-13	Aug-13	Sep-13	
BCWS	4,334	4,365	4,633	4,852	5,048	5,278	5,453	5,714	5,831	6,025	6,230	6,567	7,018	7,725	8,005	8,340	8,526	8,923	9,923	10,074	10,572	10,677	10,834	10,927	11,022	11,086	11,462	
BCWP	3,922	4,476	4,623	4,873	5,113	5,218	5,498																					
ACWP	3,761	4,027	4,290	4,590	4,840	5,026	5,281																					
Obligated	5,262	5,862	6,316	6,788	7,389	7,524	7,672																					
FY12 Phase POs	5,262	5,862	6,316	7,252	7,389	7,524	7,672																					
Pending	5,563	6,208	6,338	7,253	7,441	7,603	7,935																					

12 GeV 1.4.2.2.1.1 Silicon Detector Earned Value \$K

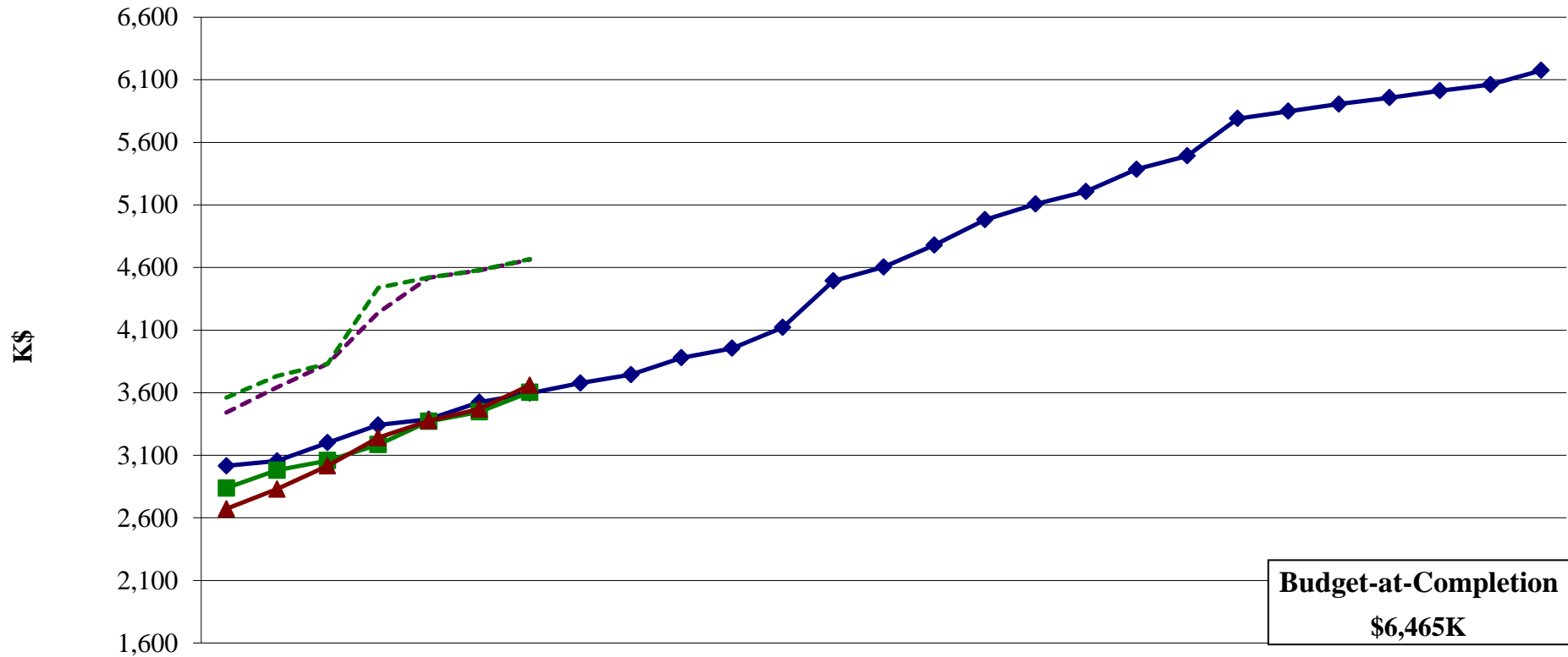


Budget-at-Completion
\$5,609K

	Jul-11	Aug-11	Sep-11	Oct-11	Nov-11	Dec-11	Jan-12	Feb-12	Mar-12	Apr-12	May-12	Jun-12	Jul-12	Aug-12	Sep-12	Oct-12	Nov-12	Dec-12	Jan-13	Feb-13	Mar-13	Apr-13	May-13	Jun-13	Jul-13	Aug-13	Sep-13	
BCWS	1,318	1,311	1,432	1,510	1,661	1,754	1,858	2,037	2,087	2,146	2,275	2,445	2,524	3,120	3,226	3,358	3,418	3,715	4,538	4,582	4,781	4,829	4,929	4,971	5,009	5,024	5,287	
BCWP	1,084	1,495	1,565	1,688	1,742	1,771	1,894																					
ACWP	1,089	1,198	1,274	1,350	1,465	1,556	1,622																					
Obligated	1,820	2,220	2,485	2,549	2,870	2,947	3,009																					
FY12 Phase POs	1,820	2,220	2,687	2,814	2,870	2,947	3,009																					
Pending	2,002	2,473	2,708	2,814	2,920	3,023	3,268																					

12 GeV 1.4.2.2.1.3 Forward Drift Chambers

Earned Value \$K

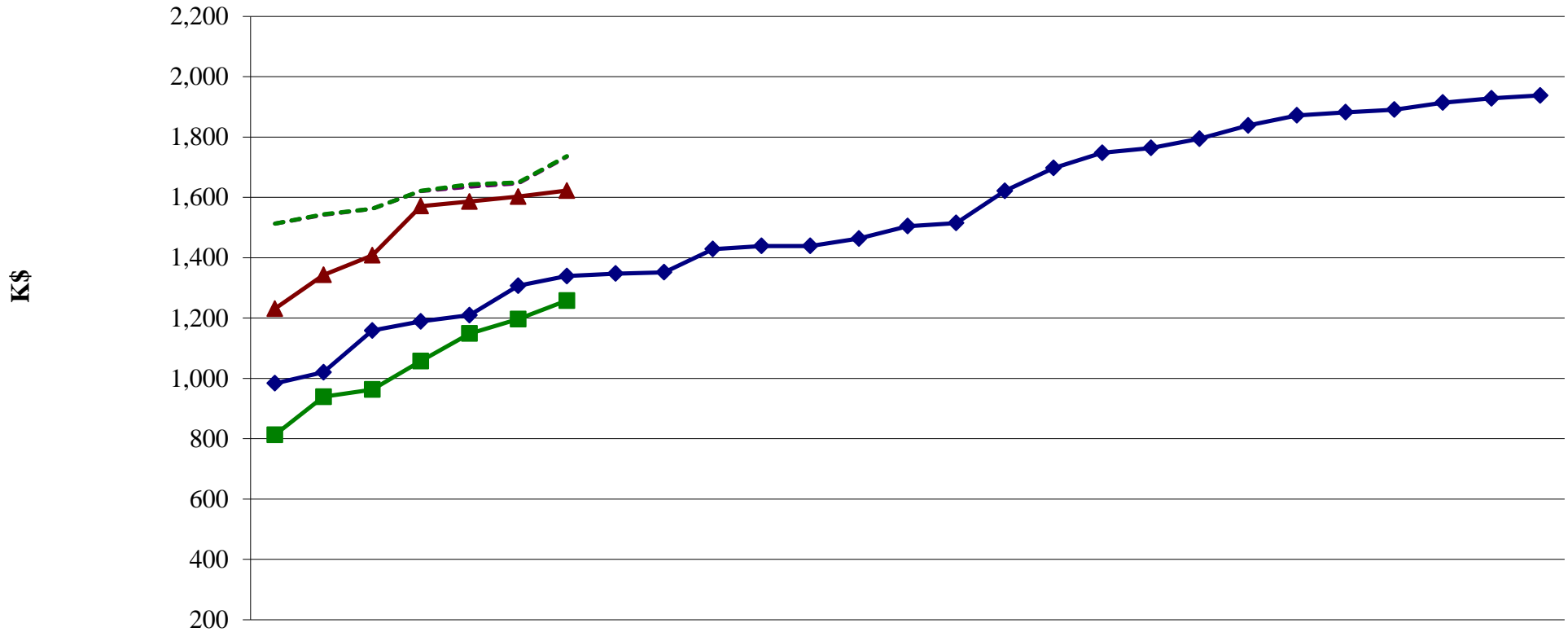


Budget-at-Completion
\$6,465K

	Jul-11	Aug-11	Sep-11	Oct-11	Nov-11	Dec-11	Jan-12	Feb-12	Mar-12	Apr-12	May-12	Jun-12	Jul-12	Aug-12	Sep-12	Oct-12	Nov-12	Dec-12	Jan-13	Feb-13	Mar-13	Apr-13	May-13	Jun-13	Jul-13	Aug-13	Sep-13	
BCWS	3,016	3,054	3,200	3,342	3,387	3,524	3,596	3,677	3,744	3,879	3,955	4,122	4,493	4,605	4,779	4,982	5,107	5,208	5,385	5,492	5,790	5,849	5,905	5,957	6,013	6,061	6,175	
BCWP	2,838	2,981	3,058	3,185	3,371	3,447	3,603																					
ACWP	2,672	2,829	3,015	3,240	3,375	3,470	3,660																					
Obligated	3,442	3,642	3,832	4,239	4,519	4,577	4,663																					
Pending	3,561	3,735	3,832	4,439	4,521	4,579	4,667																					

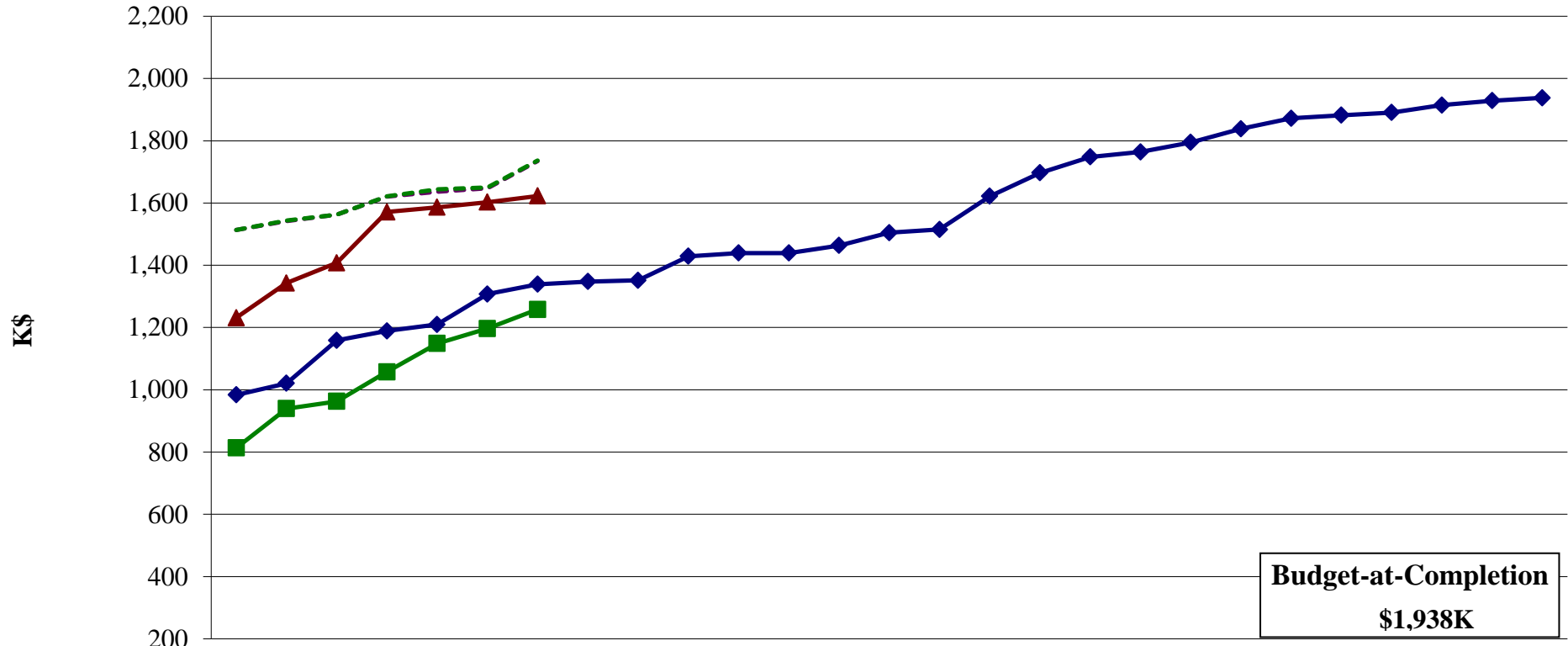
12 GeV 1.4.2.2.2 Calorimetry

Earned Value \$K



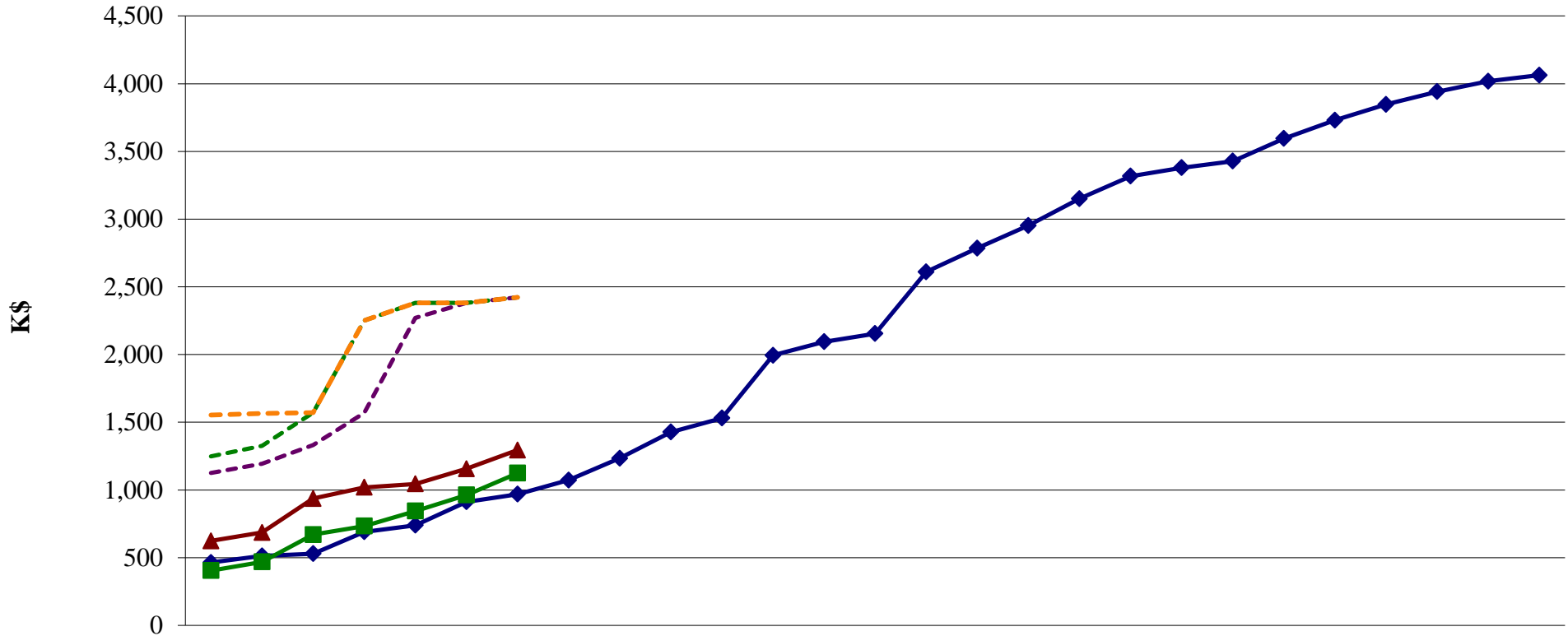
	Jul-11	Aug-11	Sep-11	Oct-11	Nov-11	Dec-11	Jan-12	Feb-12	Mar-12	Apr-12	May-12	Jun-12	Jul-12	Aug-12	Sep-12	Oct-12	Nov-12	Dec-12	Jan-13	Feb-13	Mar-13	Apr-13	May-13	Jun-13	Jul-13	Aug-13	Sep-13	
BCWS	984	1,021	1,159	1,189	1,210	1,307	1,339	1,347	1,352	1,429	1,439	1,439	1,464	1,505	1,515	1,622	1,697	1,748	1,764	1,795	1,838	1,872	1,882	1,891	1,914	1,928	1,938	
BCWP	813	939	963	1,058	1,149	1,197	1,258																					
ACWP	1,231	1,343	1,408	1,571	1,586	1,603	1,623																					
Obligated	1,513	1,542	1,562	1,621	1,636	1,647	1,735																					
Pending	1,513	1,544	1,562	1,622	1,644	1,650	1,737																					

12 GeV 1.4.2.2.3 Forward Calorimeter Earned Value \$K



	Jul-11	Aug-11	Sep-11	Oct-11	Nov-11	Dec-11	Jan-12	Feb-12	Mar-12	Apr-12	May-12	Jun-12	Jul-12	Aug-12	Sep-12	Oct-12	Nov-12	Dec-12	Jan-13	Feb-13	Mar-13	Apr-13	May-13	Jun-13	Jul-13	Aug-13	Sep-13	
BCWS	984	1,021	1,159	1,189	1,210	1,307	1,339	1,347	1,352	1,429	1,439	1,439	1,464	1,505	1,515	1,622	1,697	1,748	1,764	1,795	1,838	1,872	1,882	1,891	1,914	1,928	1,938	
BCWP	813	939	963	1,058	1,149	1,197	1,258																					
ACWP	1,231	1,343	1,408	1,571	1,586	1,603	1,623																					
Obligated	1,513	1,542	1,562	1,621	1,636	1,647	1,735																					
Pending	1,513	1,544	1,562	1,622	1,644	1,650	1,737																					

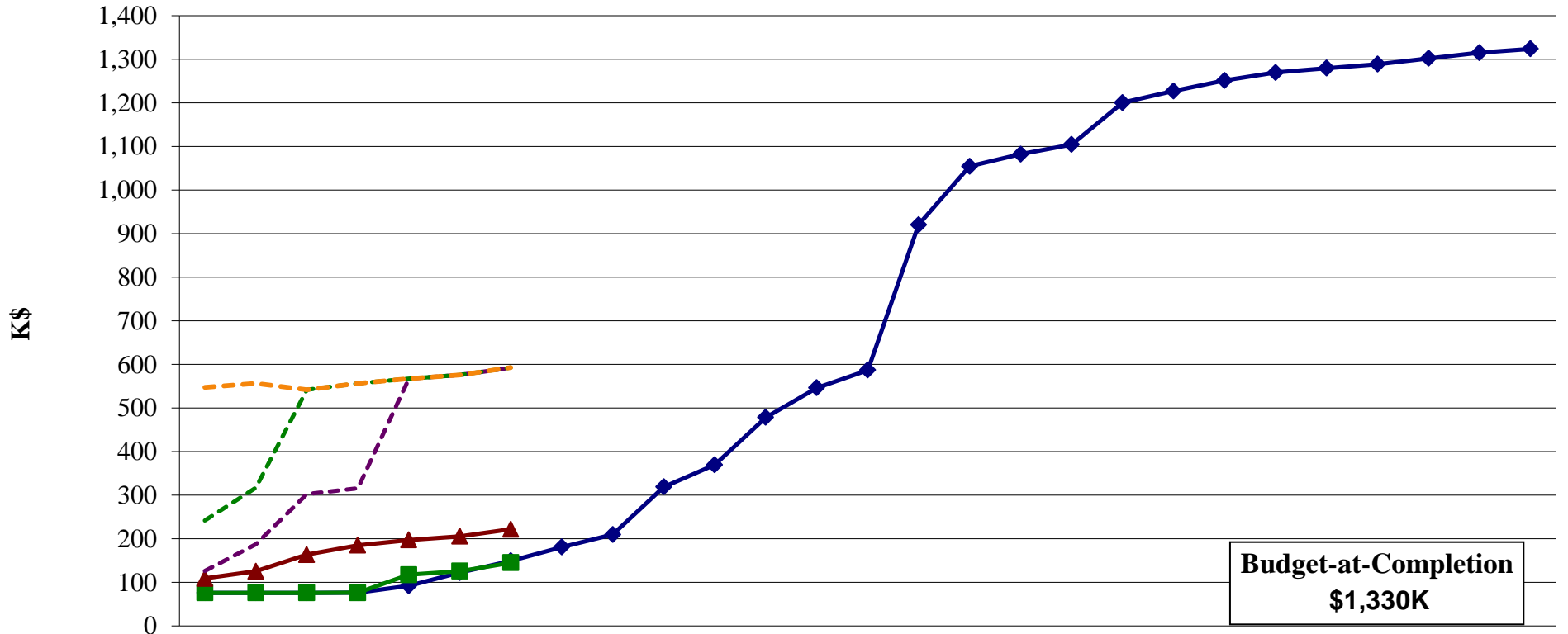
12 GeV 1.4.2.2.3 Time of Flight Earned Value \$K



	Jul-11	Aug-11	Sep-11	Oct-11	Nov-11	Dec-11	Jan-12	Feb-12	Mar-12	Apr-12	May-12	Jun-12	Jul-12	Aug-12	Sep-12	Oct-12	Nov-12	Dec-12	Jan-13	Feb-13	Mar-13	Apr-13	May-13	Jun-13	Jul-13	Aug-13	Sep-13	
BCWS	464	512	529	691	739	912	968	1,072	1,234	1,427	1,531	1,994	2,094	2,154	2,611	2,785	2,953	3,151	3,317	3,380	3,428	3,595	3,730	3,847	3,941	4,018	4,062	
BCWP	405	469	670	733	844	962	1,124																					
ACWP	624	686	936	1,019	1,045	1,156	1,295																					
Obligated	1,126	1,194	1,332	1,569	2,270	2,382	2,422																					
Pending	1,247	1,326	1,571	2,251	2,382	2,382	2,422																					
NOFUND & FY13 PRs	1,553	1,565	1,571	2,251	2,382	2,382	2,422																					

12 GeV 1.4.2.2.3.1 Central TOF

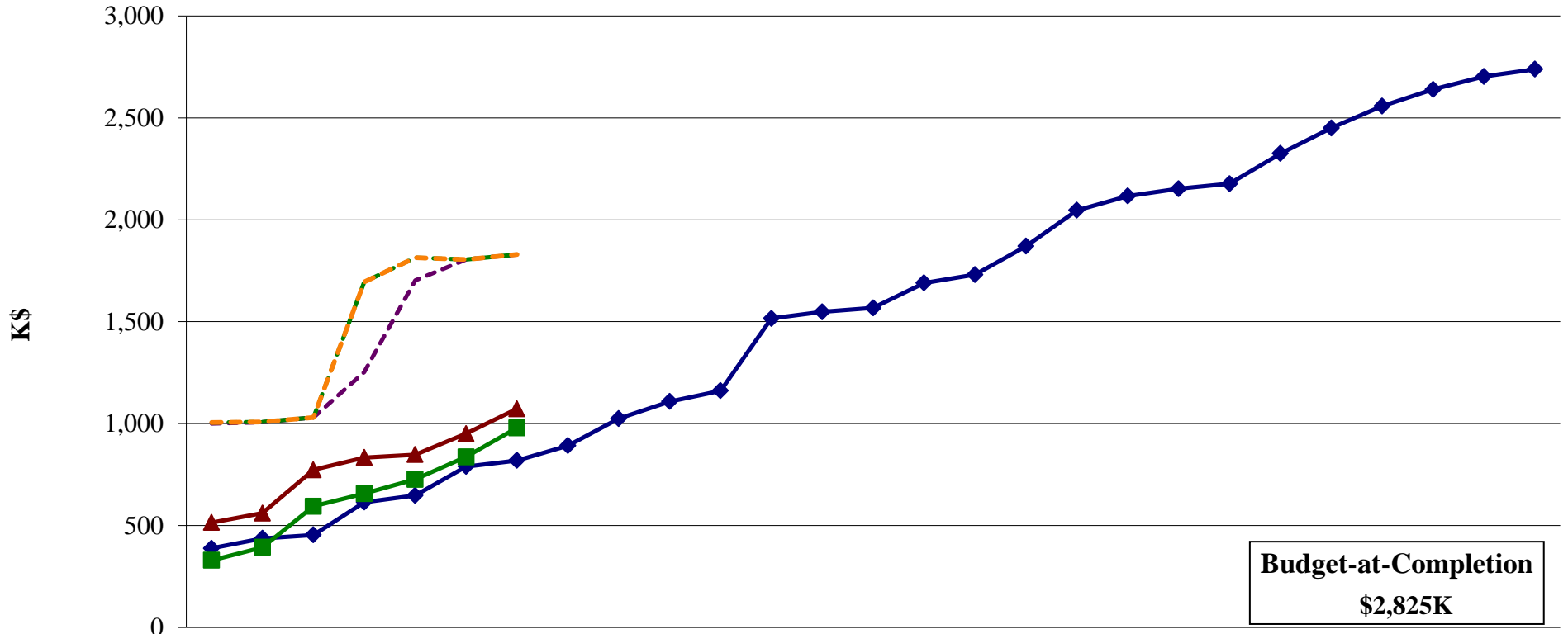
Earned Value \$K



	Jul-11	Aug-11	Sep-11	Oct-11	Nov-11	Dec-11	Jan-12	Feb-12	Mar-12	Apr-12	May-12	Jun-12	Jul-12	Aug-12	Sep-12	Oct-12	Nov-12	Dec-12	Jan-13	Feb-13	Mar-13	Apr-13	May-13	Jun-13	Jul-13	Aug-13	Sep-13
BCWS	76	76	76	77	92	123	149	181	210	319	370	478	546	587	921	1,055	1,082	1,104	1,201	1,227	1,251	1,270	1,280	1,289	1,302	1,315	1,324
BCWP	76	76	76	77	118	126	145																				
ACWP	109	125	164	185	197	206	222																				
Obligated	126	187	303	316	568	576	592																				
Pending	242	317	542	556	568	576	593																				
NOFUND & FY13 PRs	547	557	542	556	568	576	593																				

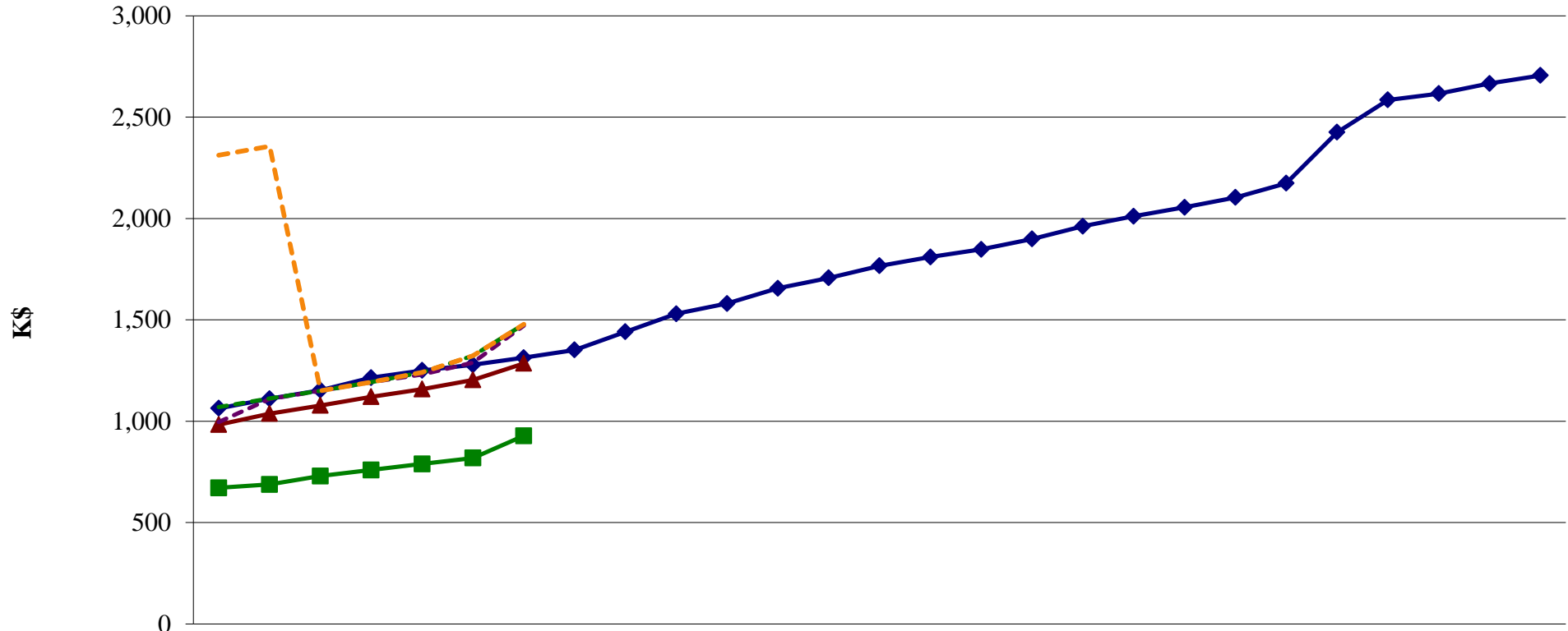
Budget-at-Completion
\$1,330K

12 GeV 1.4.2.2.3.2 Forward TOF Earned Value \$K



	Jul-11	Aug-11	Sep-11	Oct-11	Nov-11	Dec-11	Jan-12	Feb-12	Mar-12	Apr-12	May-12	Jun-12	Jul-12	Aug-12	Sep-12	Oct-12	Nov-12	Dec-12	Jan-13	Feb-13	Mar-13	Apr-13	May-13	Jun-13	Jul-13	Aug-13	Sep-13	
BCWS	388	436	453	614	647	789	819	891	1,025	1,108	1,161	1,516	1,548	1,567	1,690	1,731	1,871	2,047	2,117	2,152	2,177	2,326	2,451	2,558	2,640	2,703	2,739	
BCWP	329	393	594	656	726	837	979																					
ACWP	514	560	773	833	847	951	1,073																					
Obligated	1,000	1,007	1,030	1,253	1,702	1,806	1,829																					
Pending	1,005	1,009	1,030	1,695	1,814	1,806	1,829																					
NOFUND & FY13 PRs	1,005	1,009	1,030	1,695	1,814	1,806	1,829																					

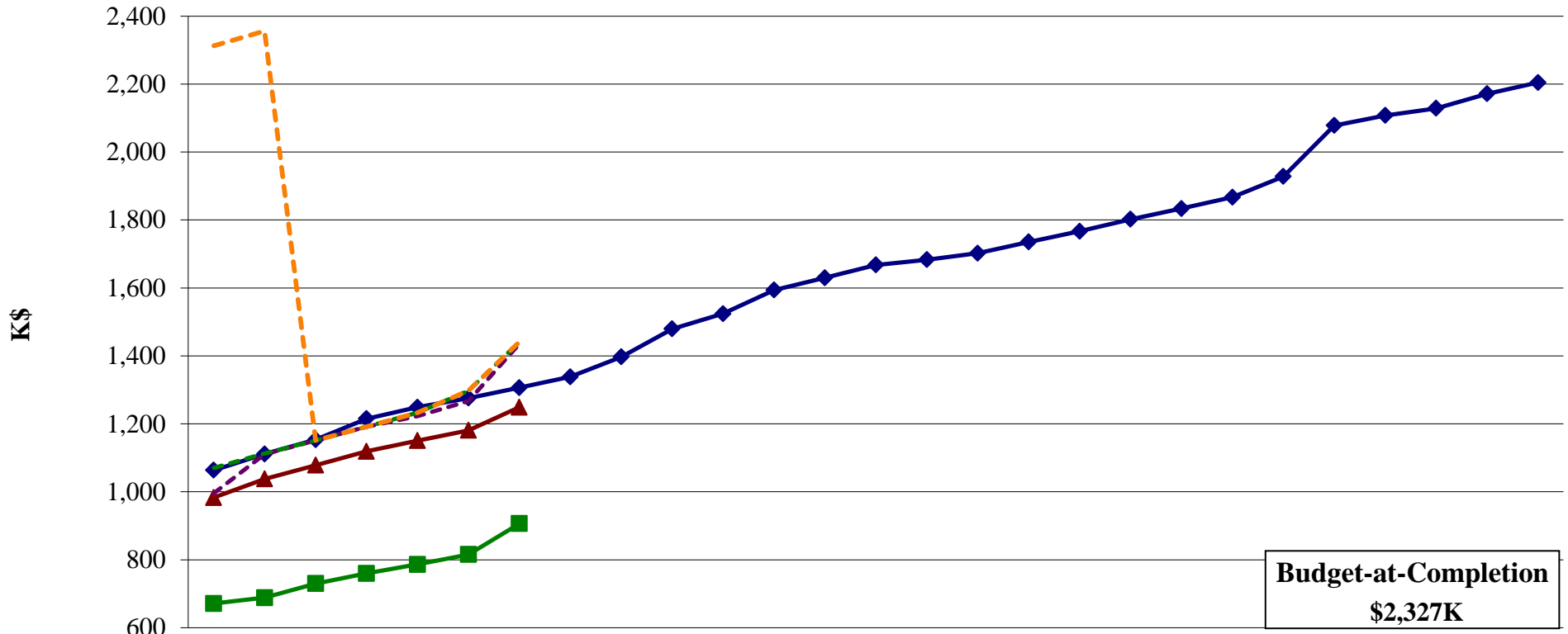
12 GeV 1.4.2.2.4 Cerenkov Earned Value \$K



	Jul-11	Aug-11	Sep-11	Oct-11	Nov-11	Dec-11	Jan-12	Feb-12	Mar-12	Apr-12	May-12	Jun-12	Jul-12	Aug-12	Sep-12	Oct-12	Nov-12	Dec-12	Jan-13	Feb-13	Mar-13	Apr-13	May-13	Jun-13	Jul-13	Aug-13	Sep-13
BCWS	1,064	1,111	1,153	1,215	1,250	1,278	1,313	1,352	1,441	1,530	1,581	1,656	1,707	1,767	1,810	1,848	1,899	1,962	2,011	2,055	2,104	2,174	2,426	2,586	2,617	2,666	2,706
BCWP	671	688	730	760	789	819	929																				
ACWP	983	1,038	1,078	1,121	1,158	1,204	1,285																				
Obligated	996	1,111	1,151	1,193	1,231	1,290	1,473																				
Pending	1,070	1,113	1,151	1,193	1,241	1,323	1,479																				
NOFUND & FY13 PRs	2,313	2,356	1,151	1,193	1,241	1,323	1,479																				

12 GeV 1.4.2.2.4.1 High Threshold CC

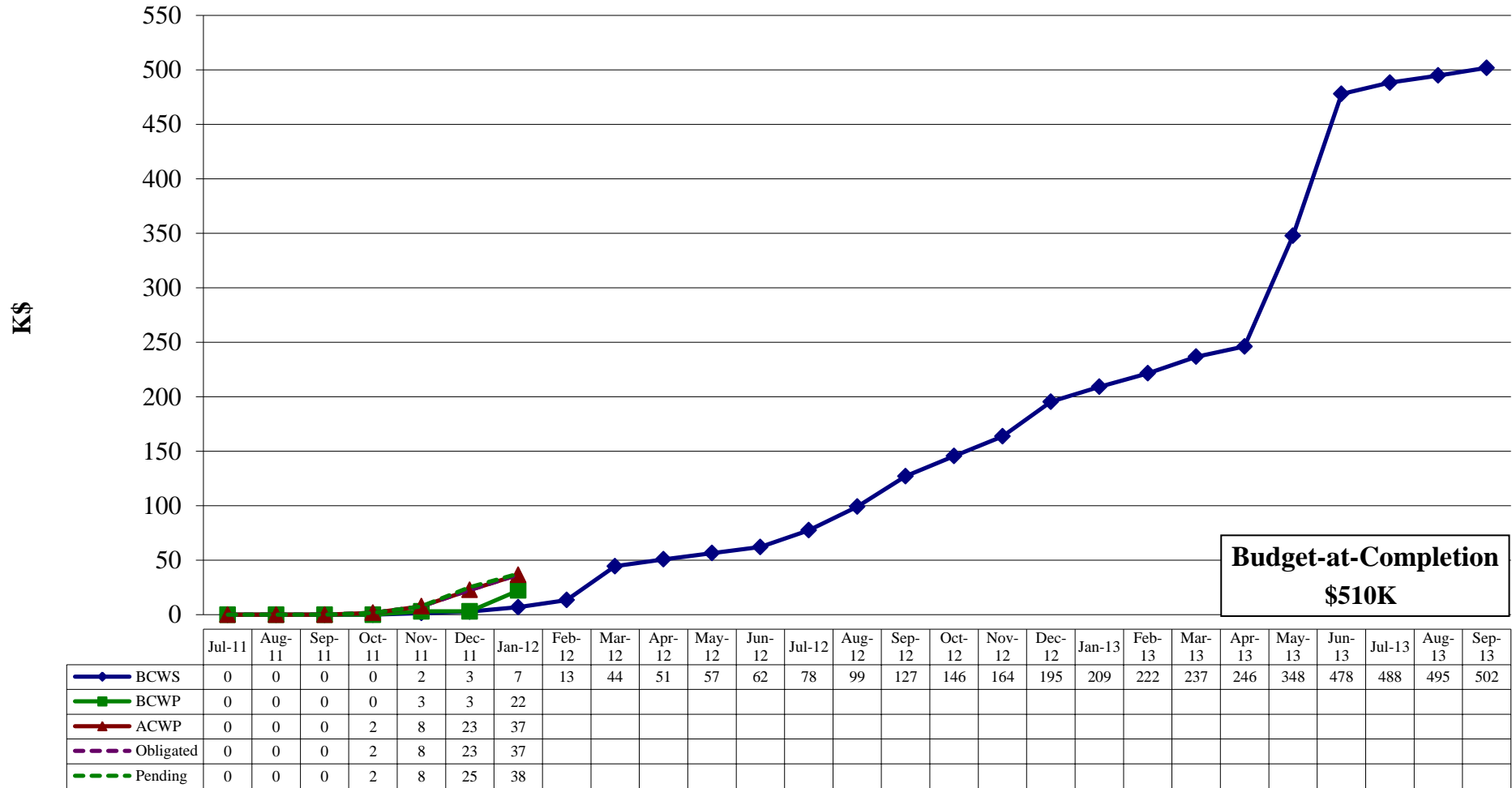
Earned Value \$K



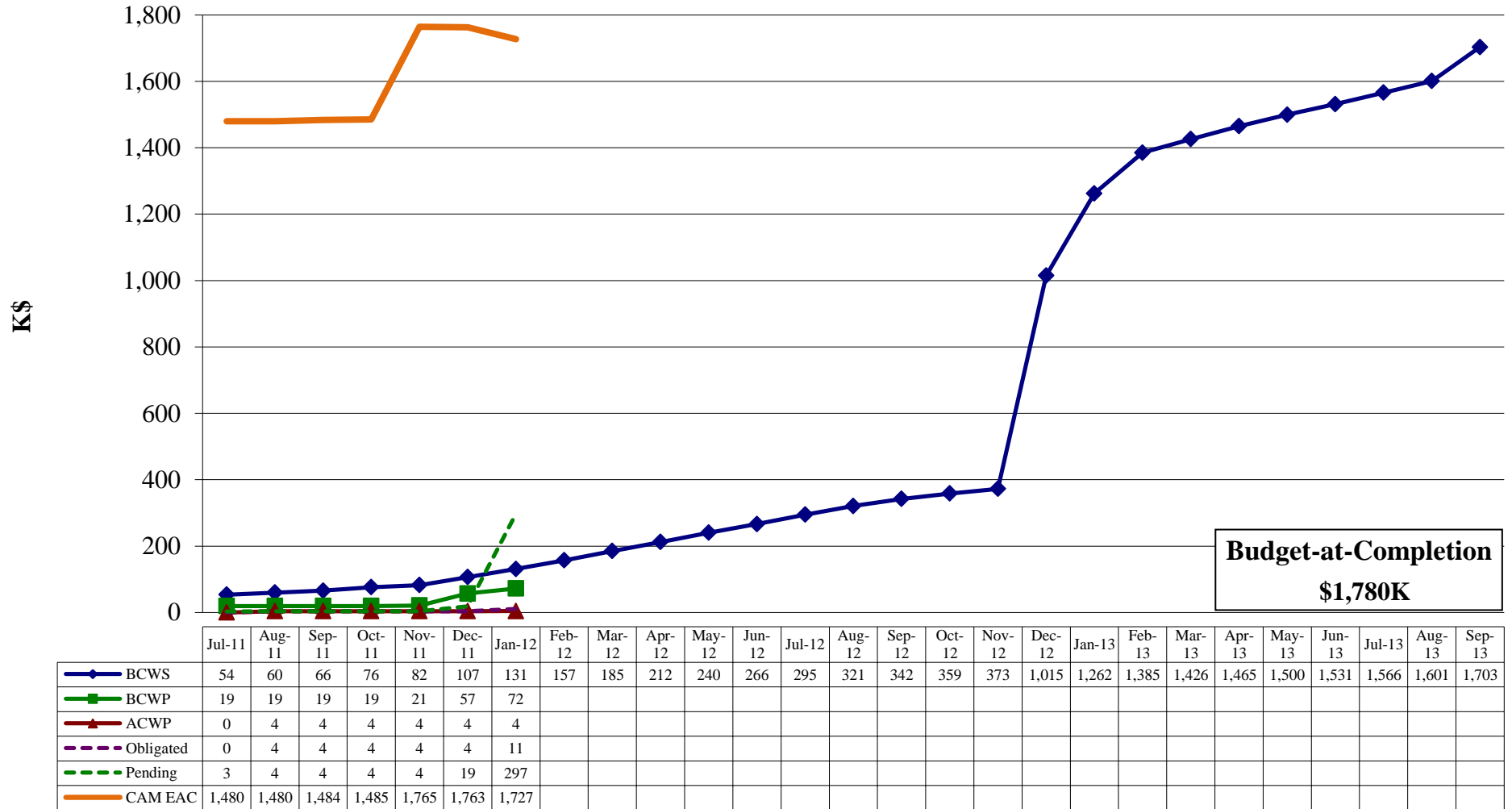
Budget-at-Completion
\$2,327K

	Jul-11	Aug-11	Sep-11	Oct-11	Nov-11	Dec-11	Jan-12	Feb-12	Mar-12	Apr-12	May-12	Jun-12	Jul-12	Aug-12	Sep-12	Oct-12	Nov-12	Dec-12	Jan-13	Feb-13	Mar-13	Apr-13	May-13	Jun-13	Jul-13	Aug-13	Sep-13
BCWS	1,064	1,111	1,153	1,215	1,249	1,276	1,306	1,338	1,397	1,479	1,524	1,594	1,630	1,668	1,683	1,702	1,735	1,767	1,802	1,834	1,867	1,928	2,078	2,108	2,128	2,171	2,204
BCWP	671	688	730	760	786	815	906																				
ACWP	983	1,038	1,078	1,119	1,151	1,181	1,249																				
Obligated	996	1,111	1,151	1,191	1,223	1,267	1,436																				
Pending	1,070	1,113	1,151	1,191	1,233	1,298	1,441																				
NOFUND & FY13 PRs	2,313	2,356	1,151	1,191	1,233	1,298	1,441																				

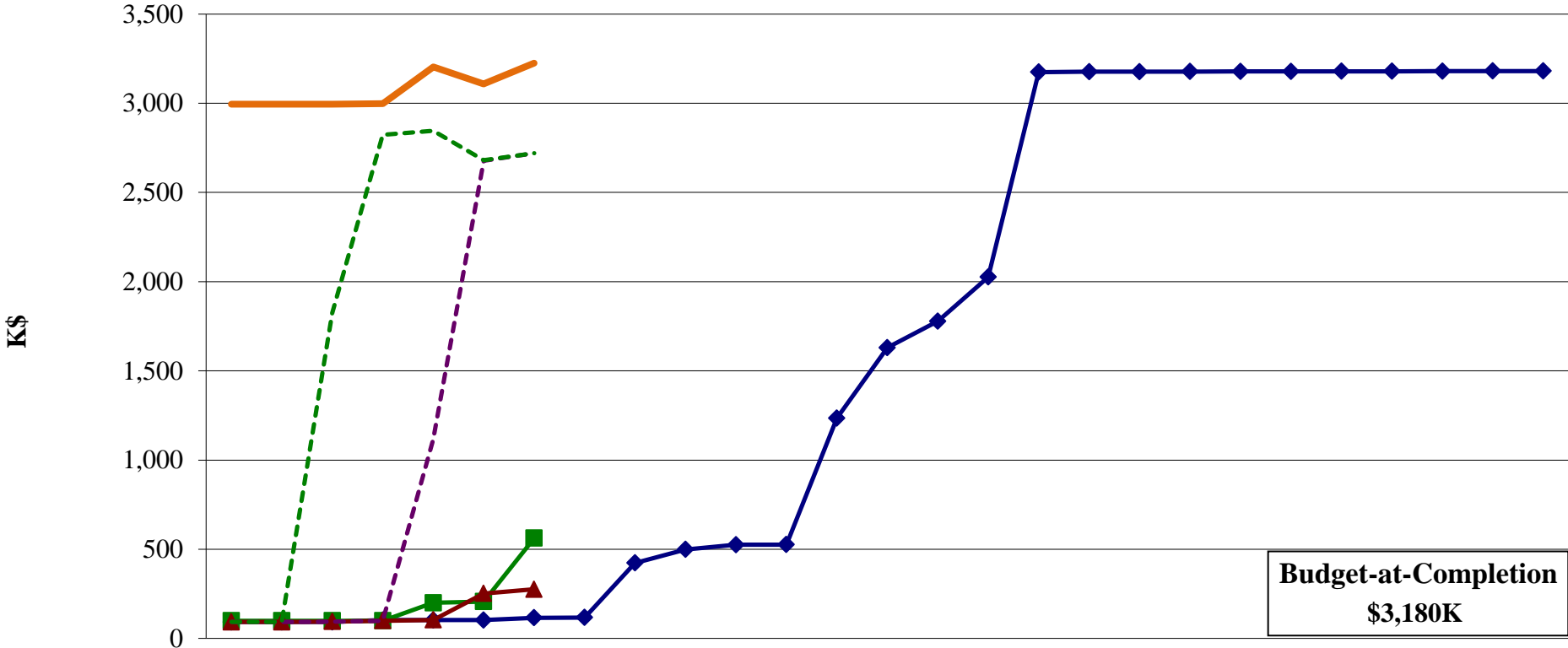
12 GeV 1.4.2.2.4.2 Low Threshold CC Earned Value \$K



12 GeV 1.4.2.3 Computing Earned Value \$K



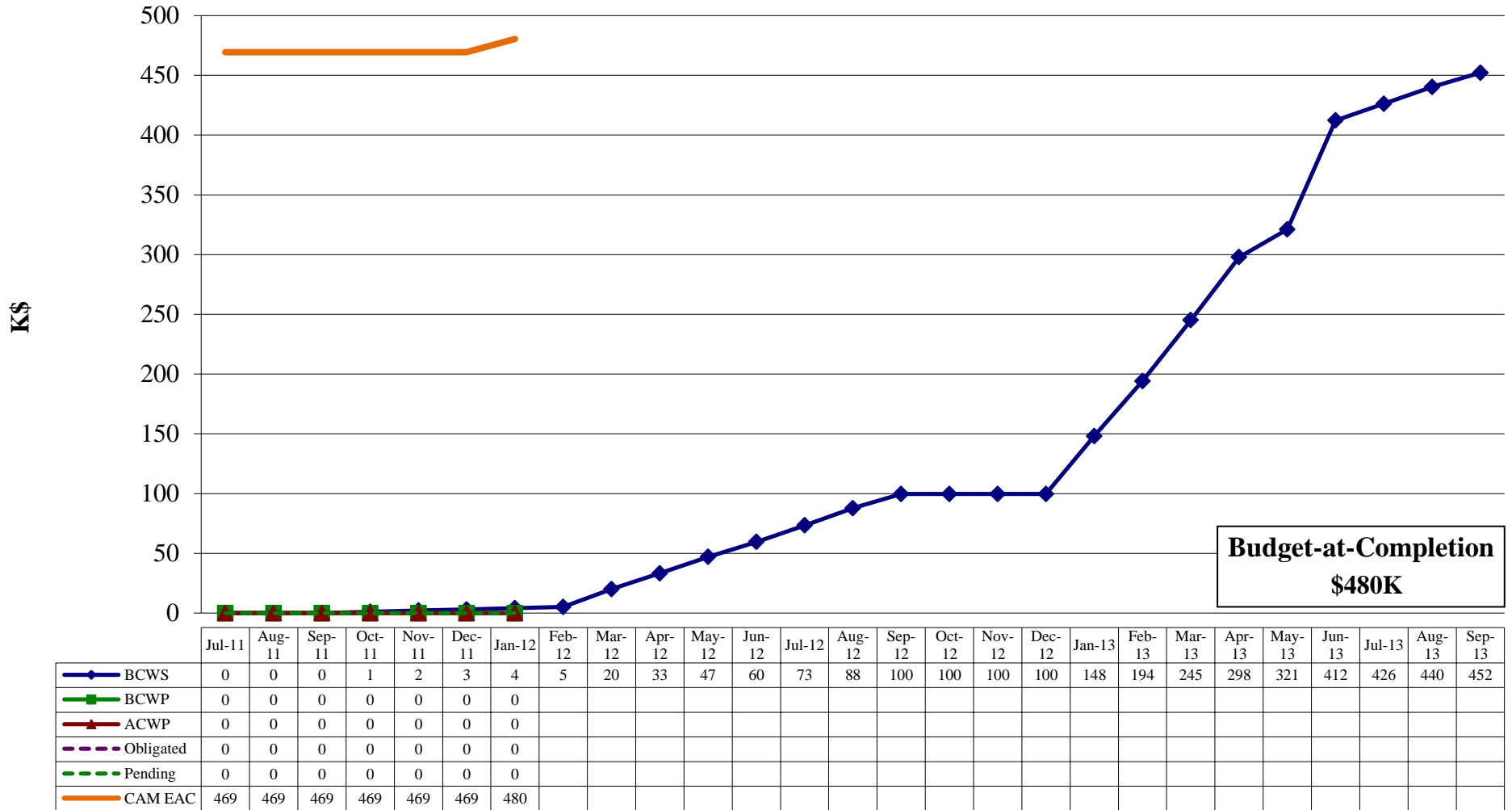
12 GeV 1.4.2.4 Electronics Earned Value \$K



**Budget-at-Completion
\$3,180K**

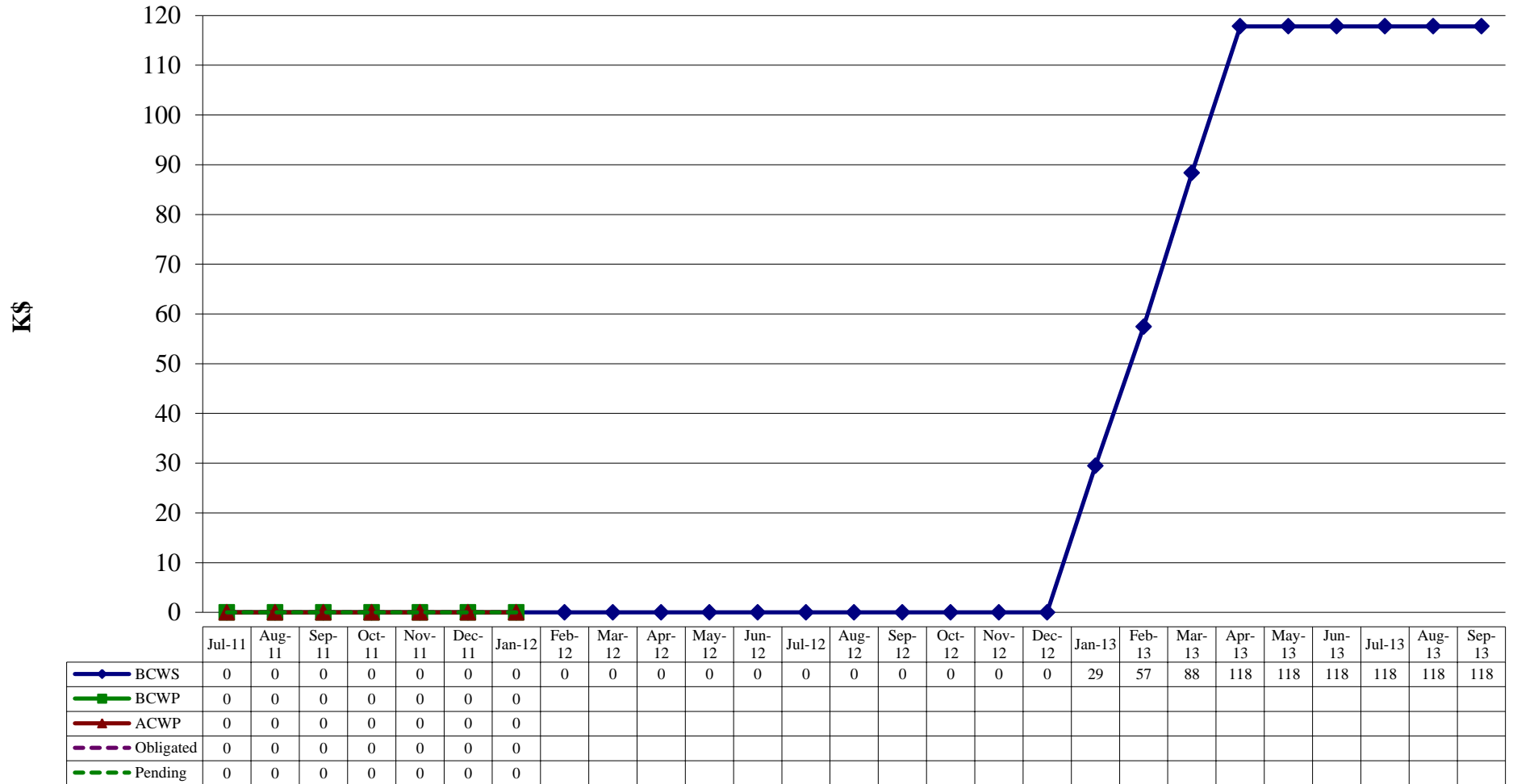
	Jul-11	Aug-11	Sep-11	Oct-11	Nov-11	Dec-11	Jan-12	Feb-12	Mar-12	Apr-12	May-12	Jun-12	Jul-12	Aug-12	Sep-12	Oct-12	Nov-12	Dec-12	Jan-13	Feb-13	Mar-13	Apr-13	May-13	Jun-13	Jul-13	Aug-13	Sep-13	
BCWS	92	92	92	104	104	104	116	118	423	499	525	526	1,235	1,630	1,778	2,026	3,174	3,177	3,177	3,177	3,178	3,178	3,178	3,179	3,179	3,180	3,180	3,180
BCWP	100	100	100	100	200	207	563																					
ACWP	92	92	95	100	104	252	276																					
Obligated	92	92	95	100	1,116	2,678	2,720																					
Pending	92	92	1,824	2,824	2,846	2,681	2,720																					
CAMEAC	2,995	2,995	2,995	2,997	3,204	3,108	3,225																					

12 GeV 1.4.2.5 Beamline Earned Value \$K



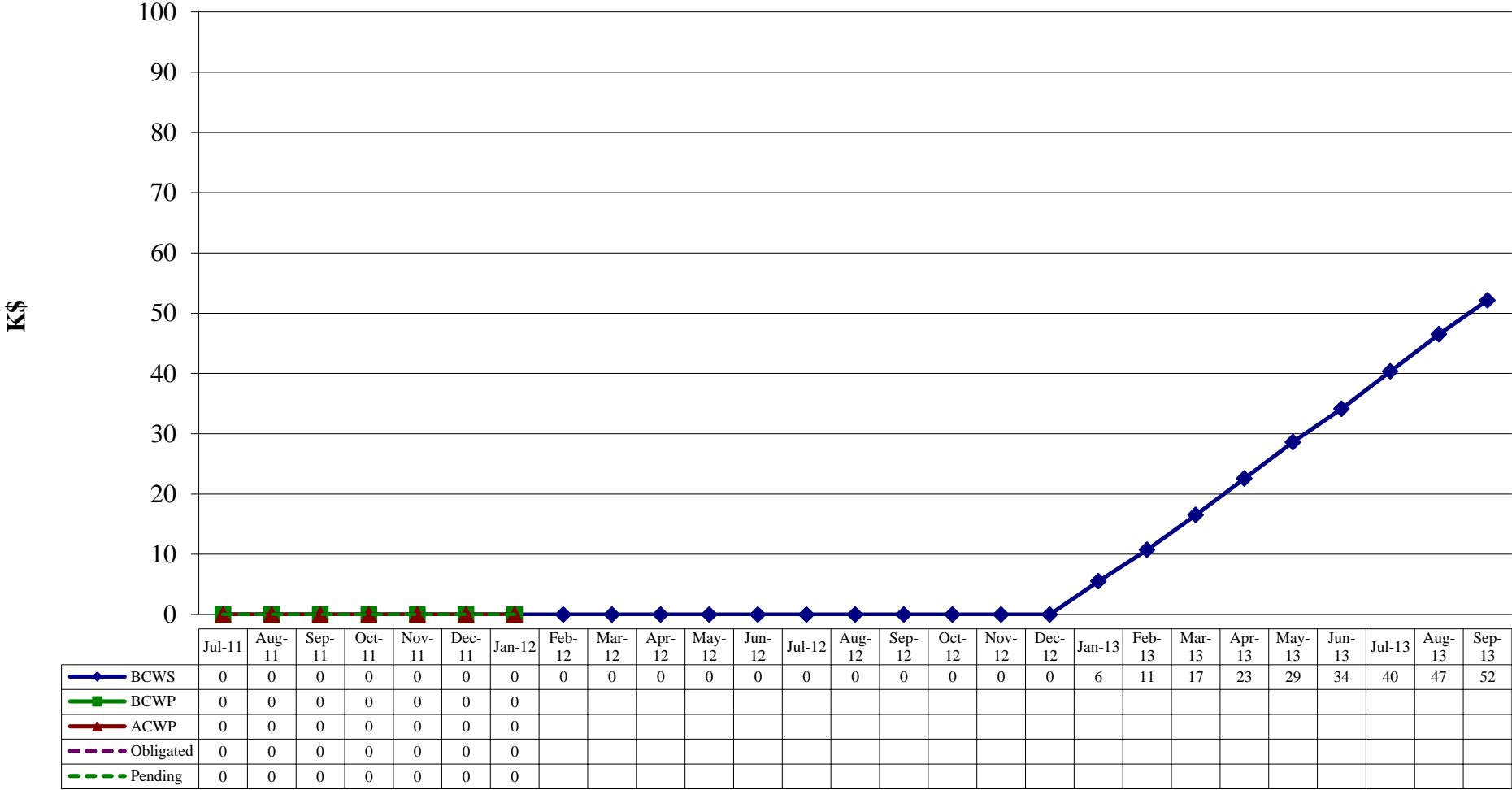
12 GeV 1.4.2.5.1 Faraday Cup Upgrade

Earned Value \$K

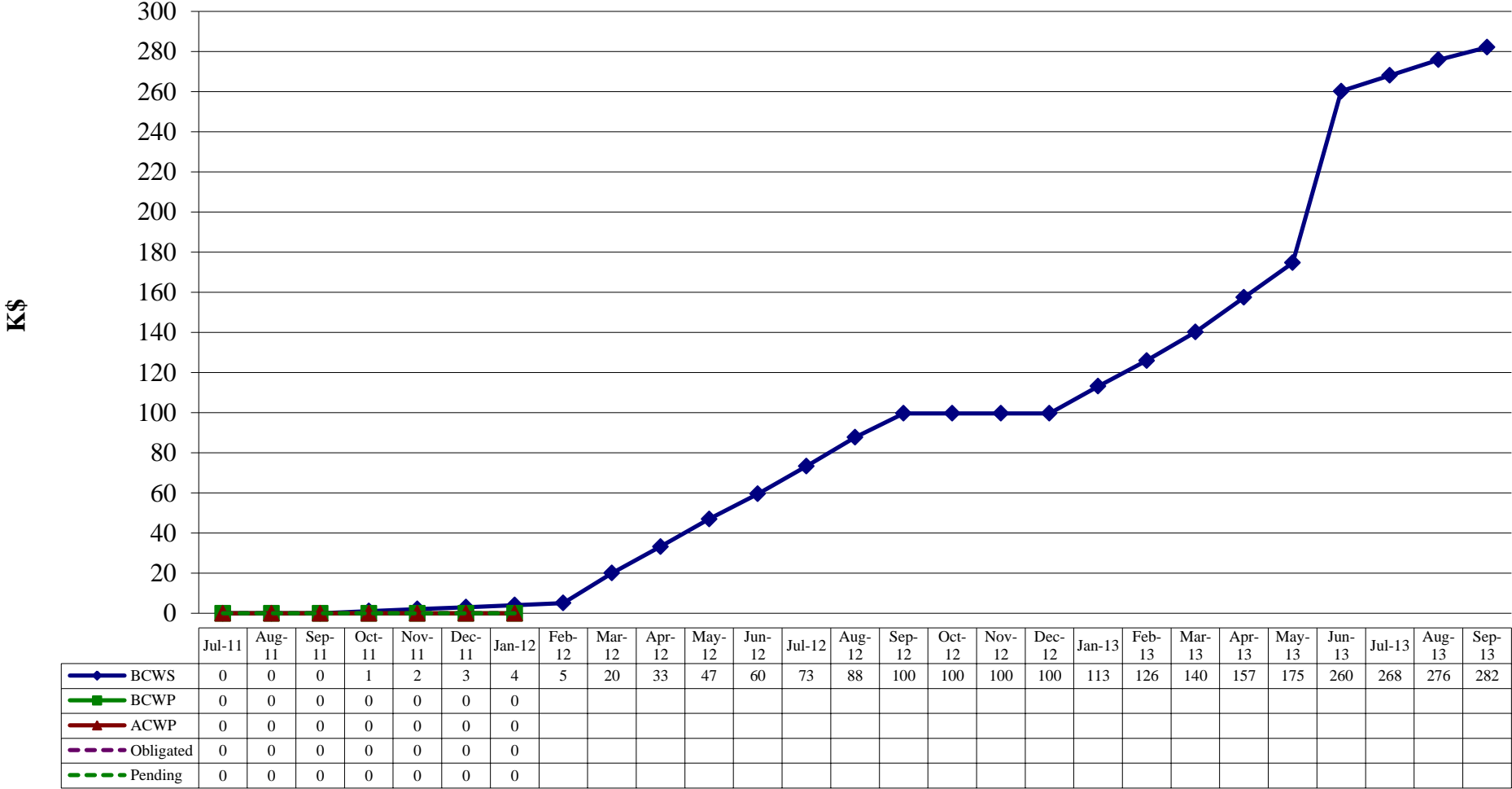


12 GeV 1.4.2.5.2 Moller Polarimeter Upgrade

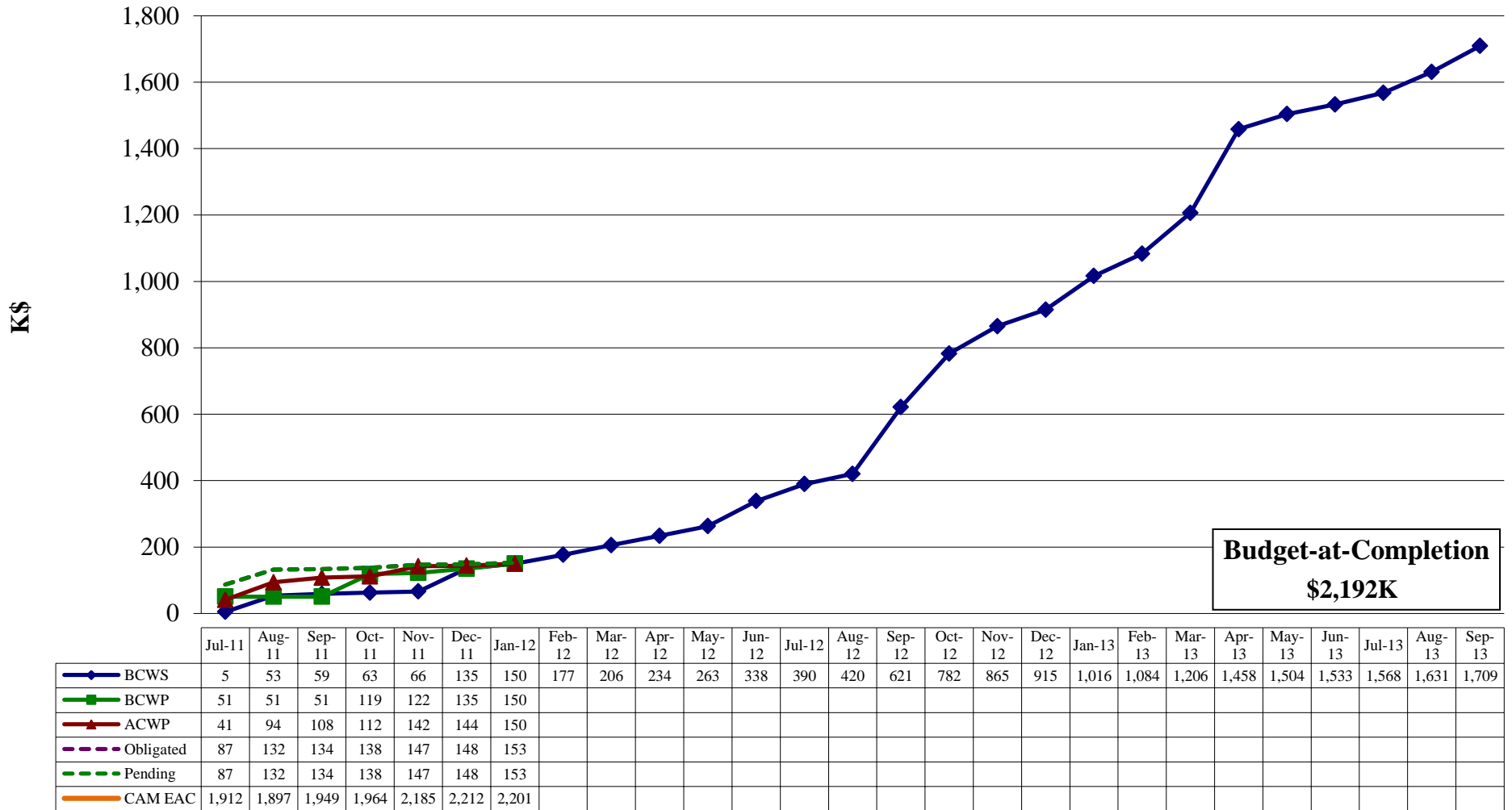
Earned Value \$K



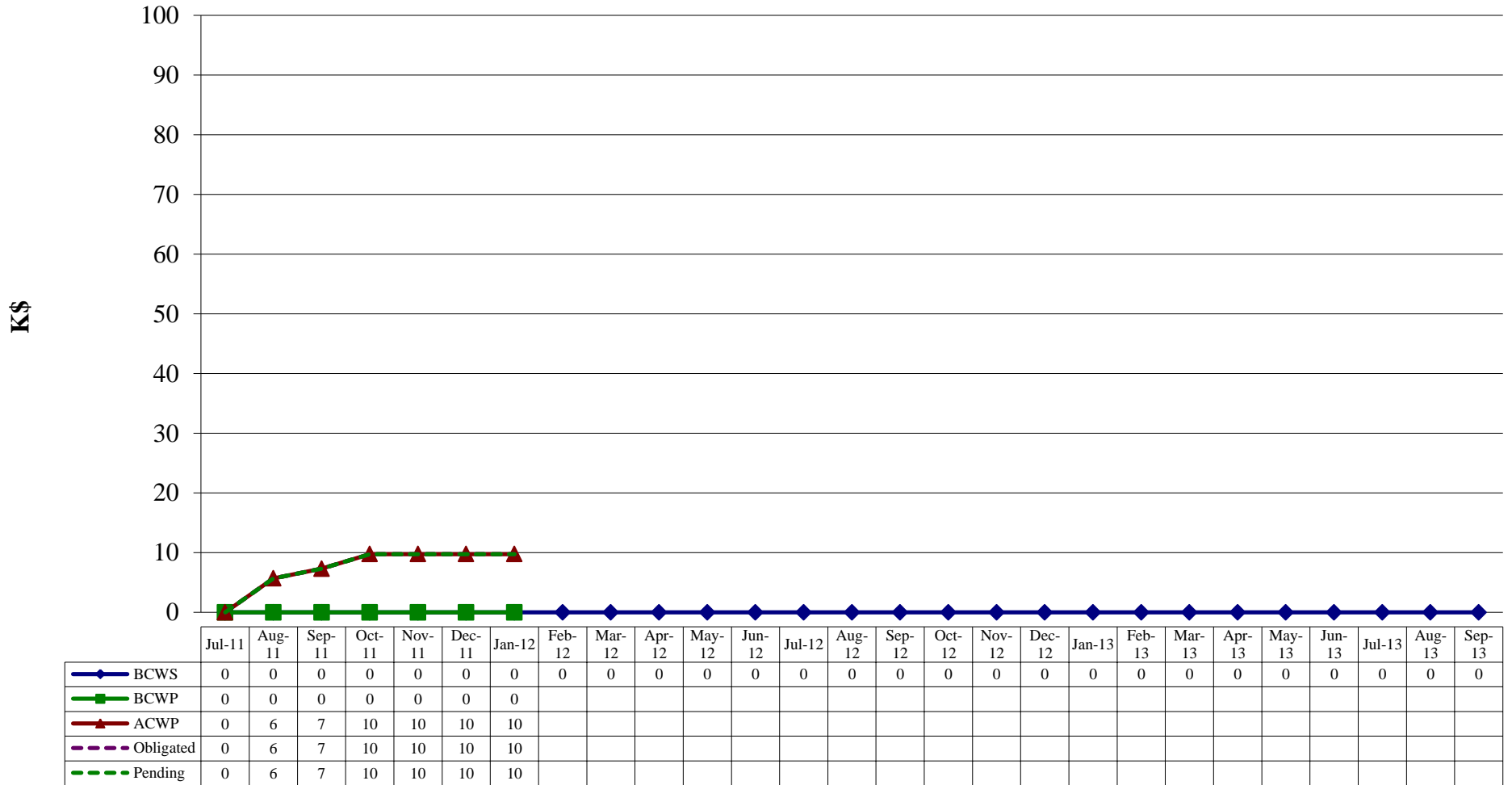
12 GeV 1.4.2.5.4 Components Earned Value \$K



12 GeV 1.4.2.6 Infrastructure Earned Value \$K

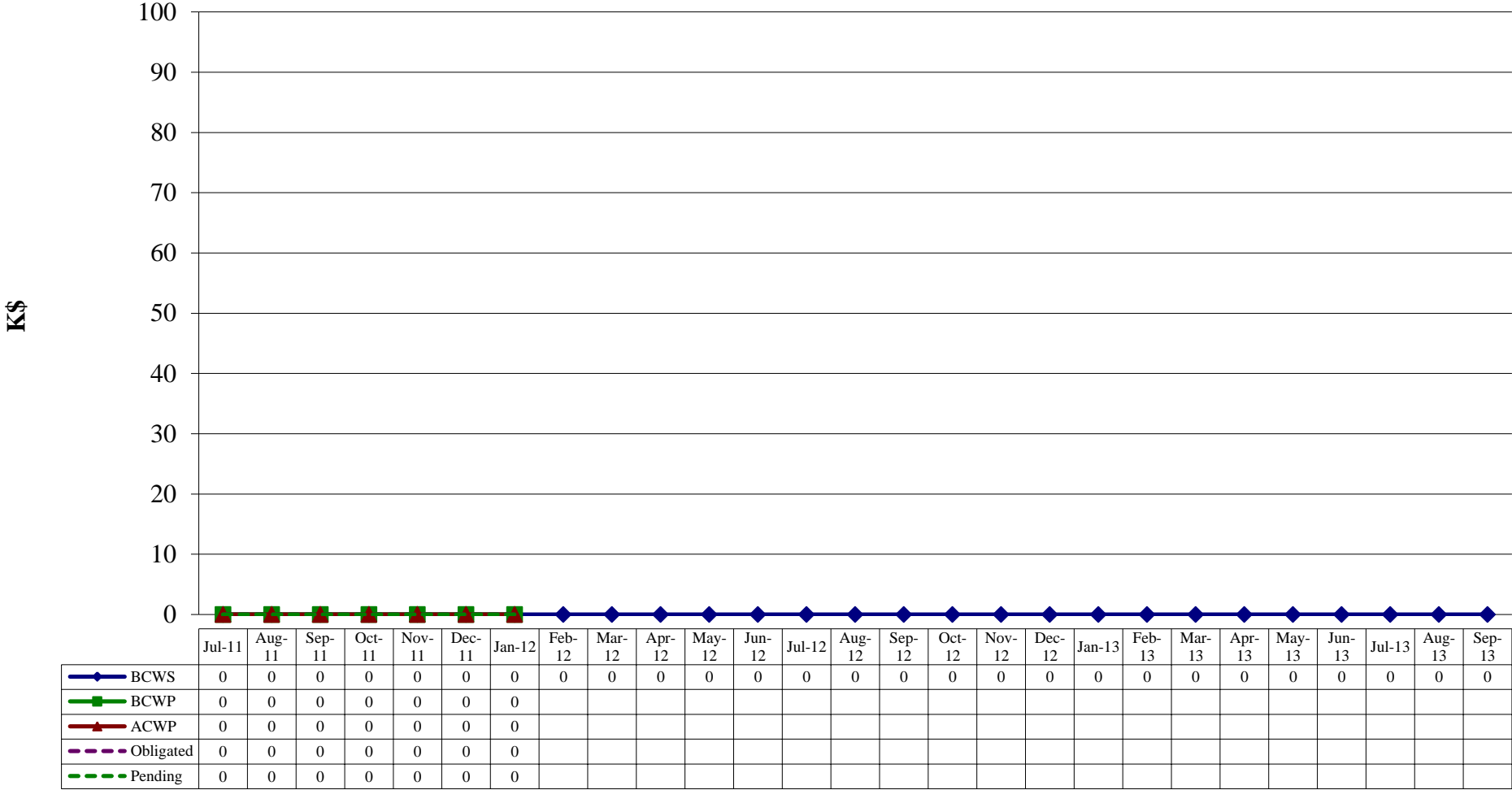


12 GeV 1.4.2.6.1 Utilities Earned Value \$K

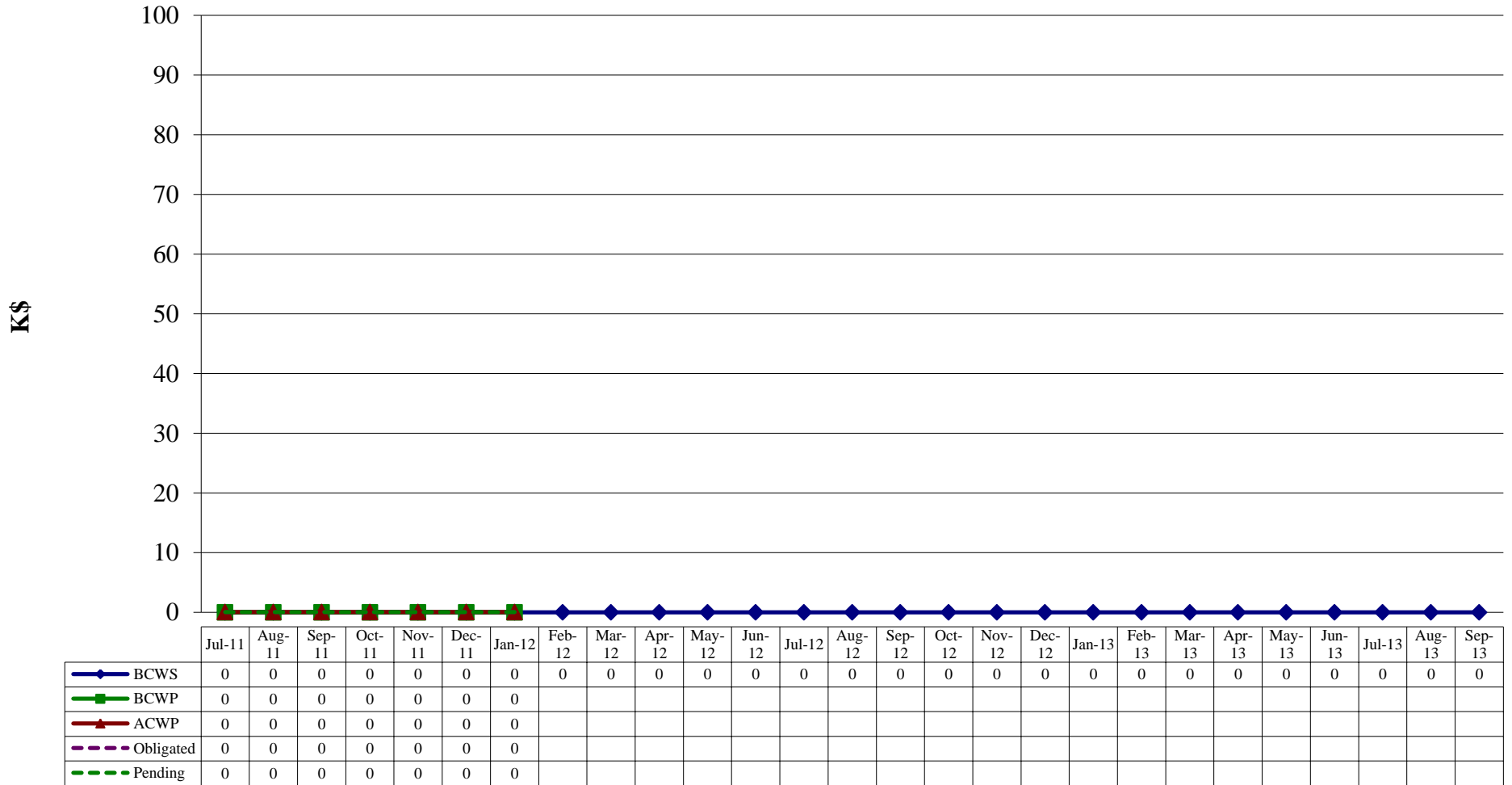


12 GeV 1.4.2.6.2 Mechanical Frames

Earned Value \$K

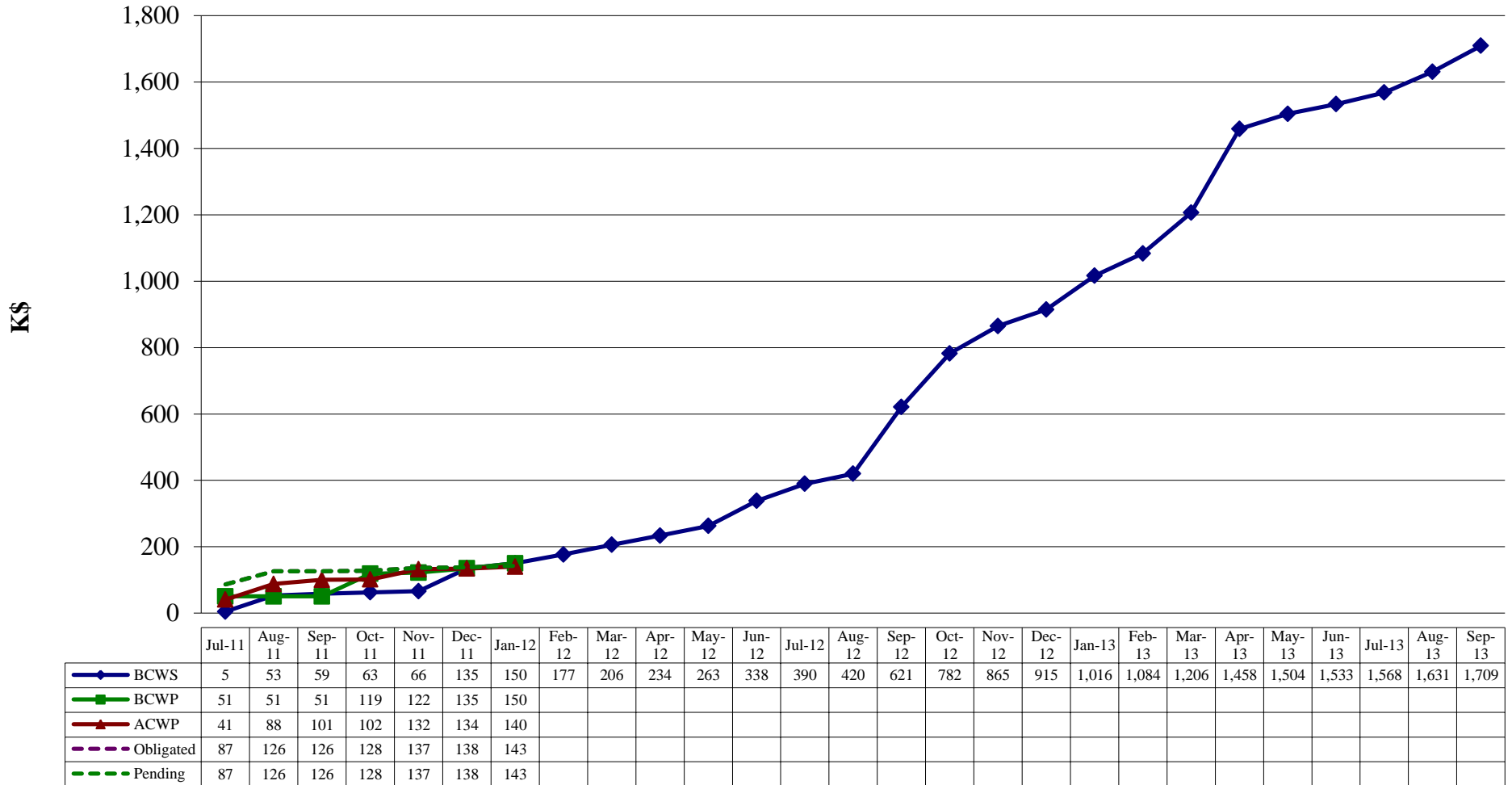


12 GeV 1.4.2.6.3 Assembly Earned Value \$K

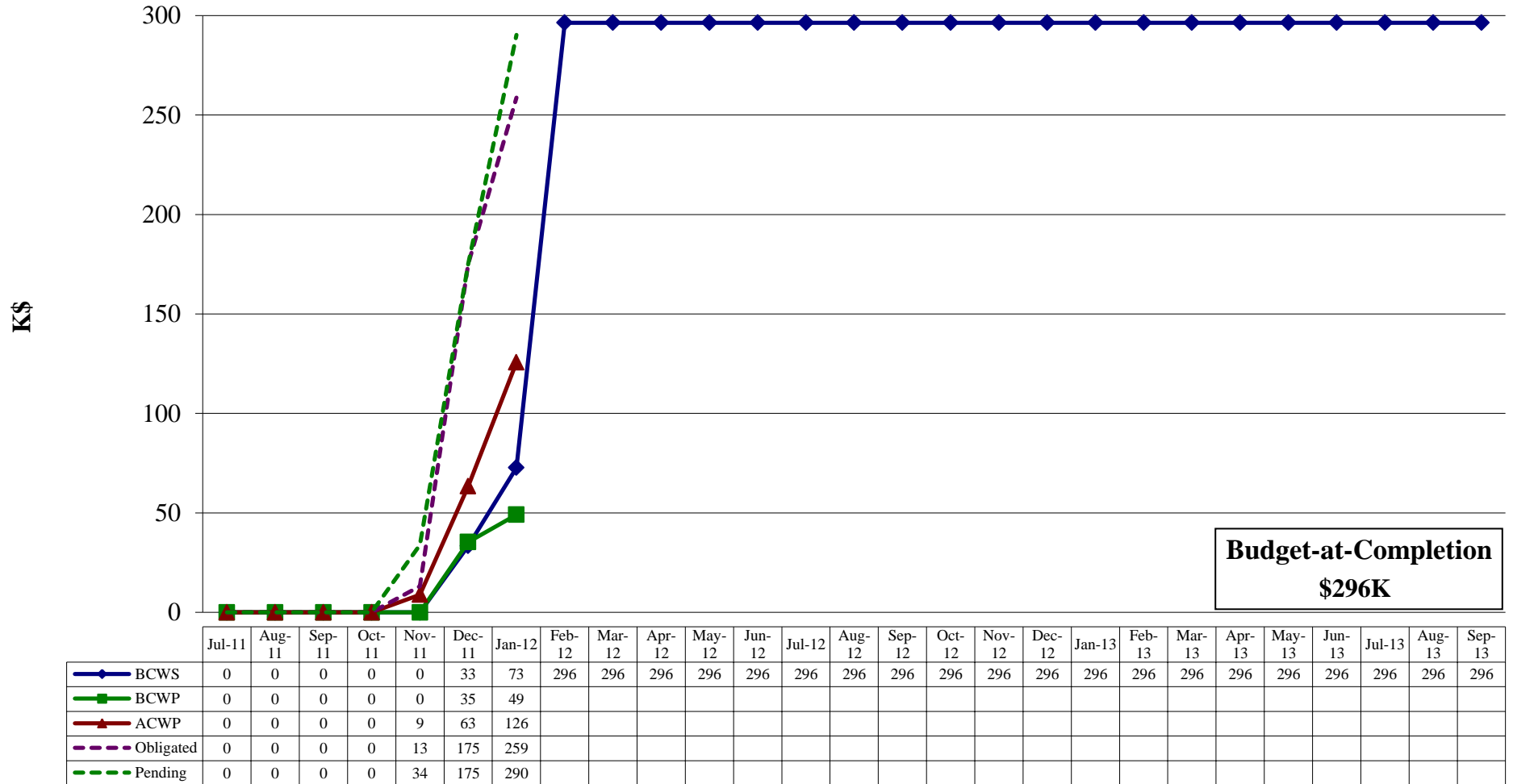


12 GeV 1.4.2.6.4 Installation

Earned Value \$K

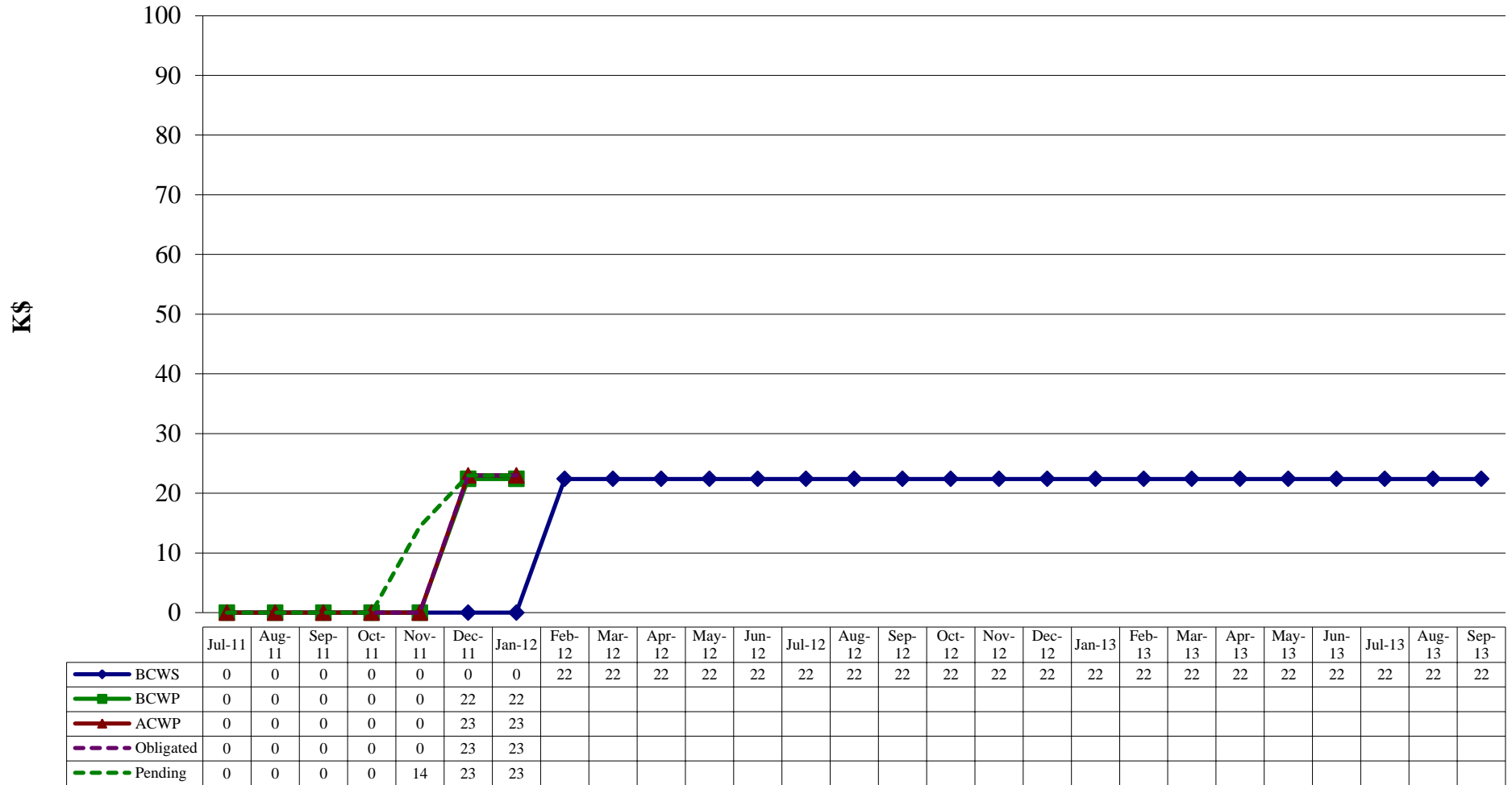


12 GeV 1.4.2.7 Hall B Magnet New Vendor Earned Value \$K

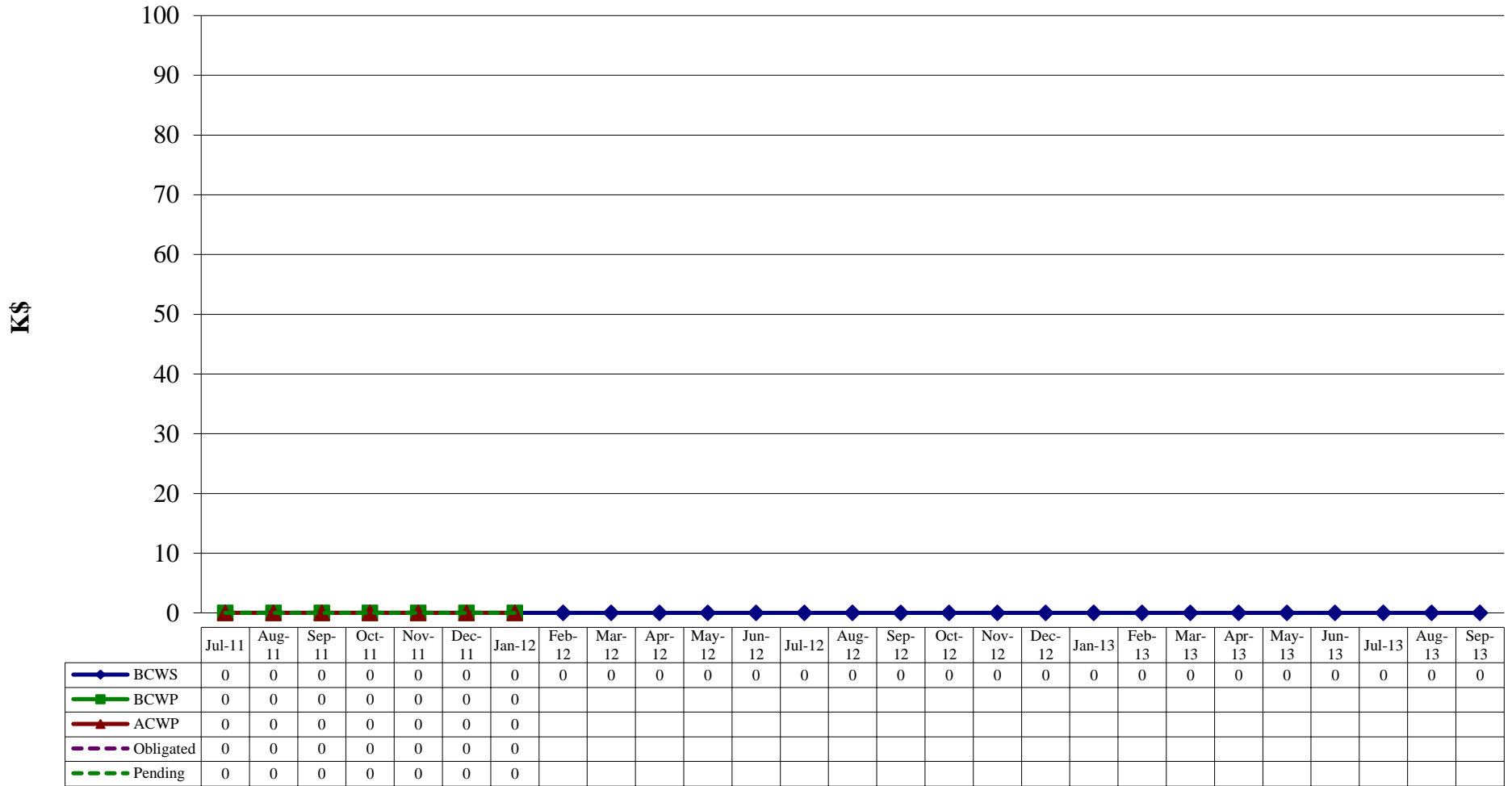


**Budget-at-Completion
\$296K**

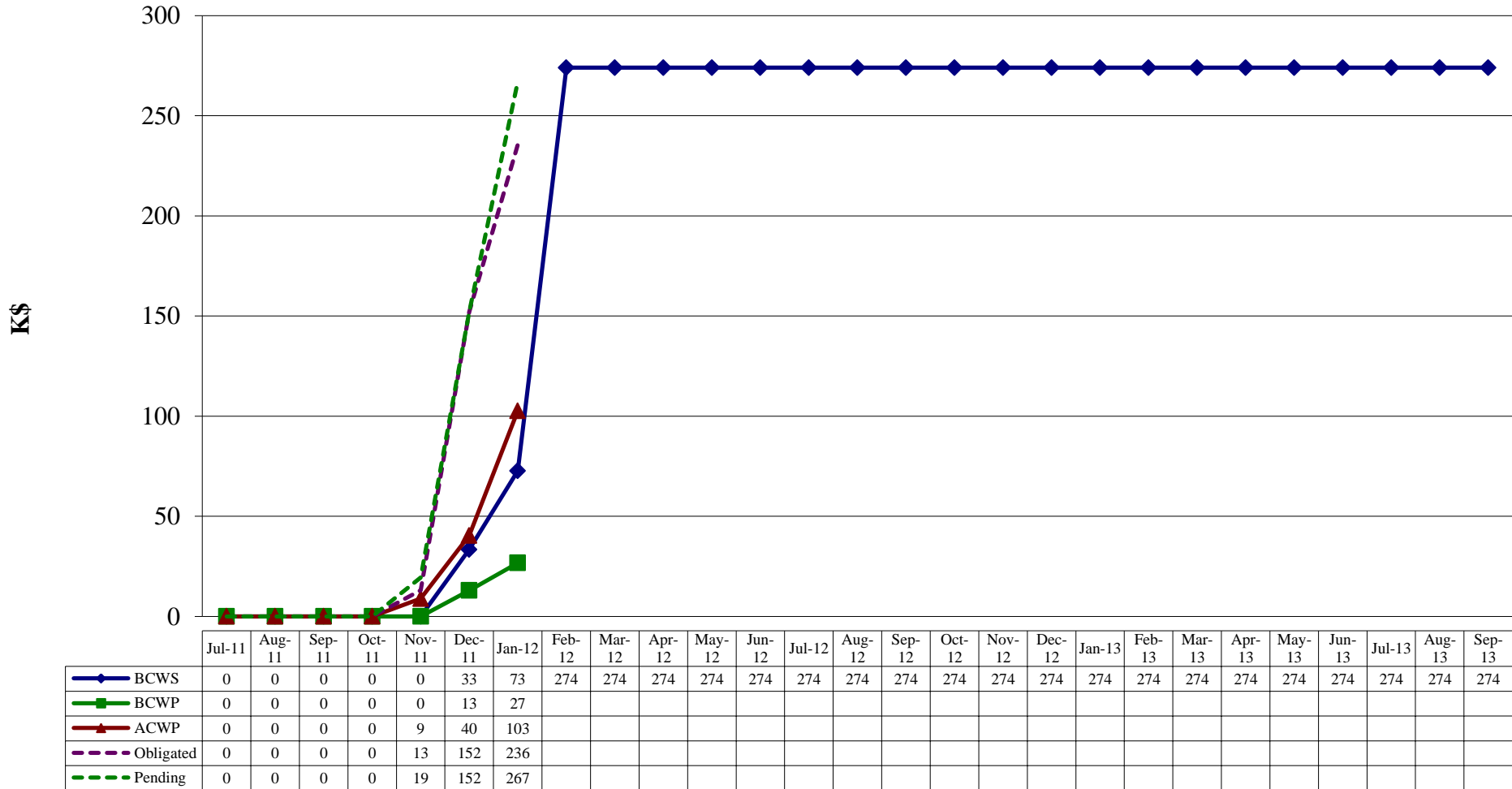
12 GeV 1.4.2.7.1 Torus New Vendor Earned Value \$K



12 GeV 1.4.2.7.2 Solenoid New Vendor Earned Value \$K

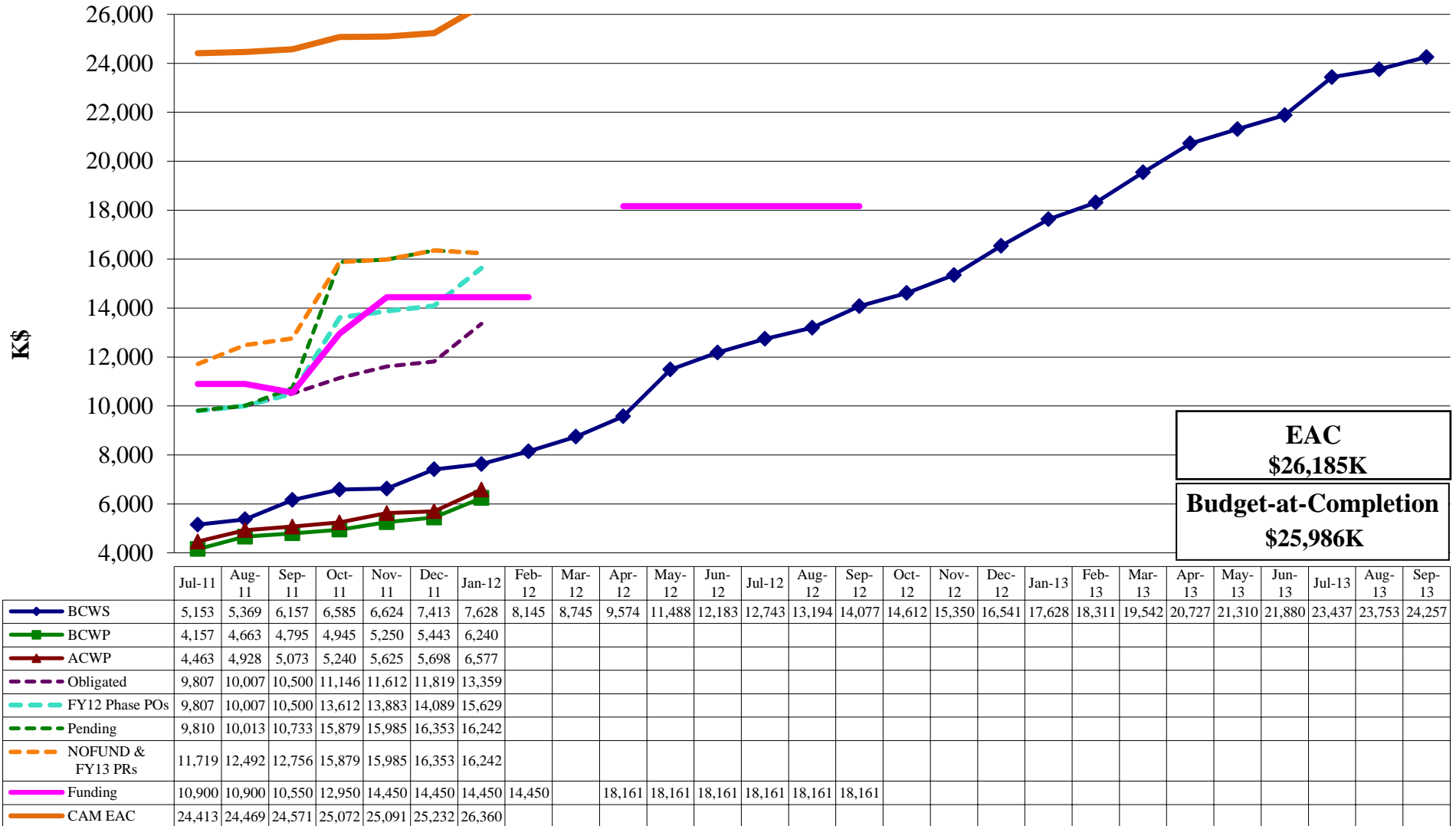


12 GeV 1.4.2.7.3 Infrastructure Earned Value \$K

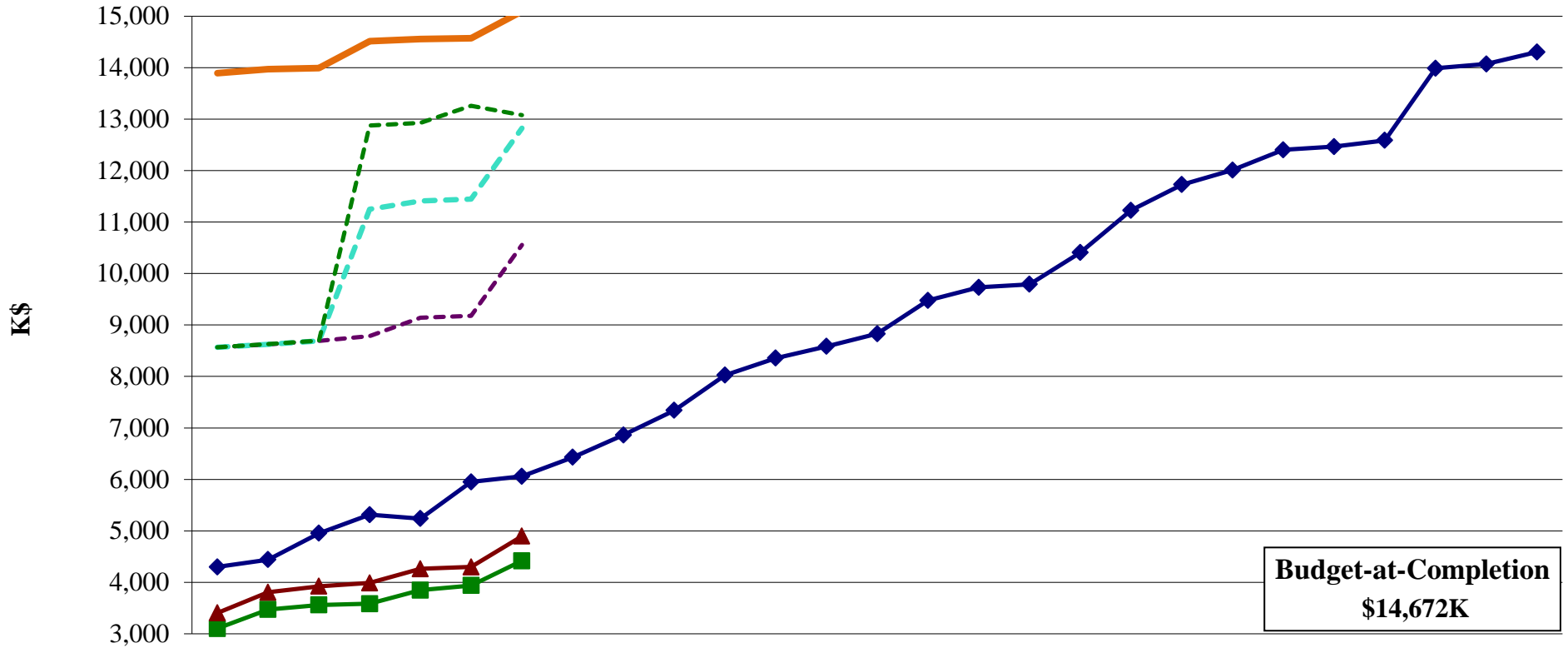


12 GeV 1.4.3 Construction Hall C

Earned Value \$K

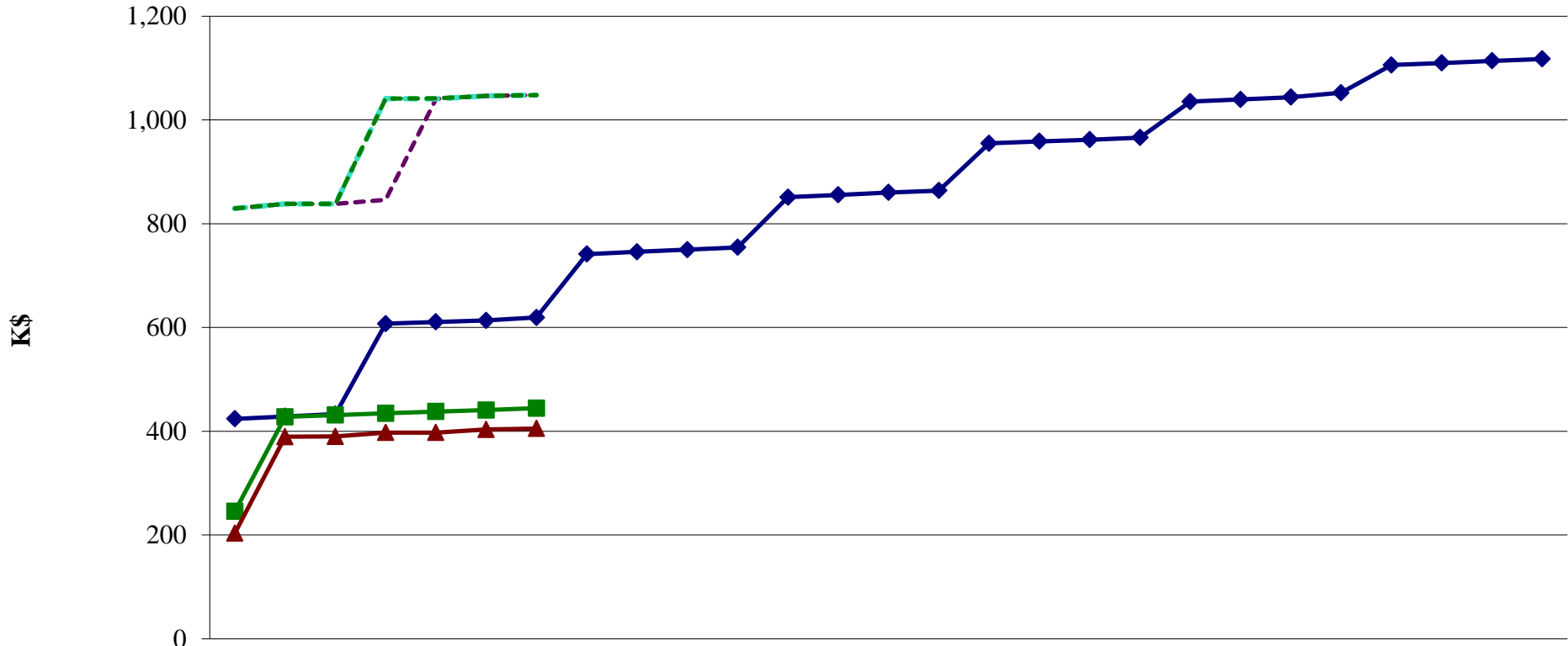


12 GeV 1.4.3.1 Magnet Earned Value \$K



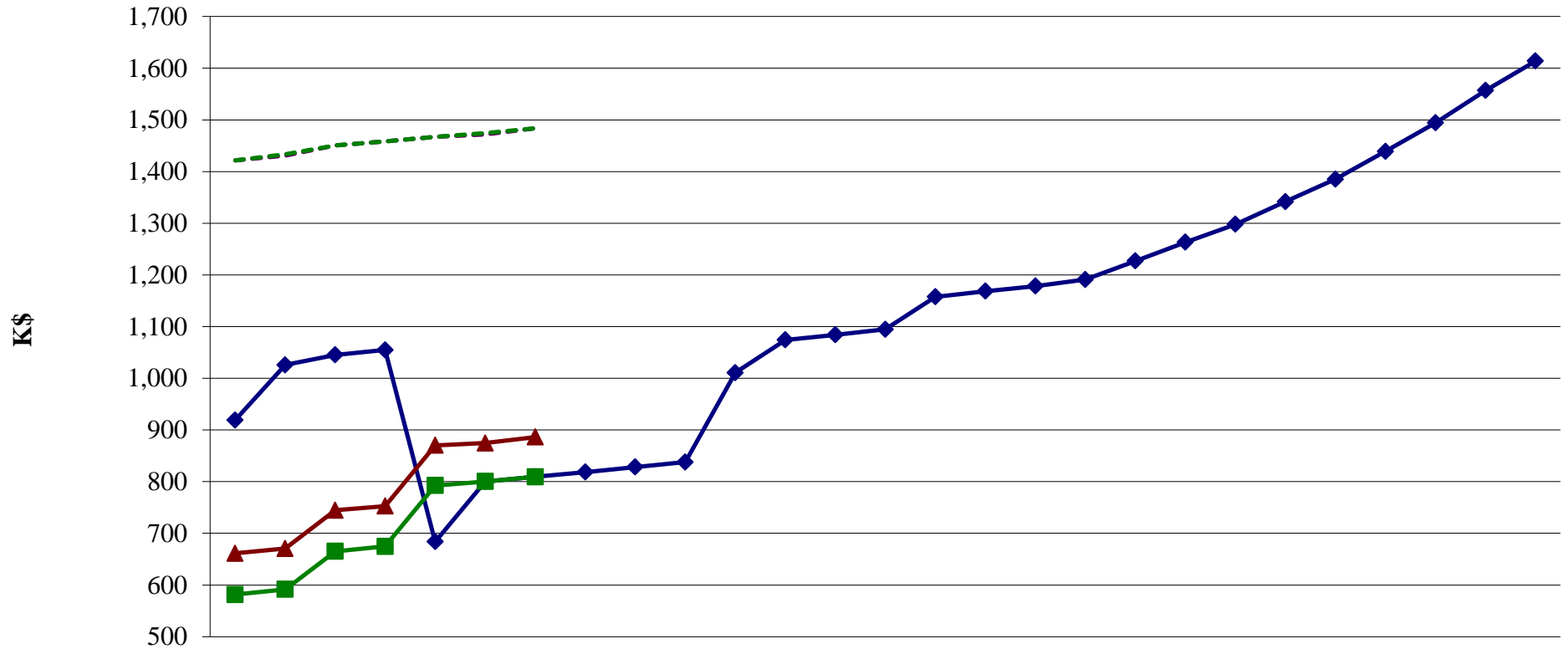
	Jul-11	Aug-11	Sep-11	Oct-11	Nov-11	Dec-11	Jan-12	Feb-12	Mar-12	Apr-12	May-12	Jun-12	Jul-12	Aug-12	Sep-12	Oct-12	Nov-12	Dec-12	Jan-13	Feb-13	Mar-13	Apr-13	May-13	Jun-13	Jul-13	Aug-13	Sep-13	
BCWS	4,299	4,440	4,955	5,313	5,239	5,951	6,059	6,430	6,862	7,340	8,023	8,355	8,585	8,830	9,476	9,731	9,790	10,407	11,227	11,728	12,009	12,402	12,464	12,586	13,987	14,069	14,303	
BCWP	3,101	3,472	3,560	3,584	3,848	3,938	4,417																					
ACWP	3,406	3,806	3,922	3,988	4,262	4,298	4,897																					
Obligated	8,566	8,622	8,693	8,785	9,141	9,177	10,555																					
FY12 Phase POs	8,566	8,622	8,693	11,251	11,411	11,448	12,826																					
Pending	8,569	8,628	8,694	12,877	12,928	13,260	13,078																					
CAM EAC	13,892	13,969	13,991	14,512	14,554	14,571	15,094																					

12 GeV 1.4.3.1.1 HB Magnet Earned Value \$K



	Jul-11	Aug-11	Sep-11	Oct-11	Nov-11	Dec-11	Jan-12	Feb-12	Mar-12	Apr-12	May-12	Jun-12	Jul-12	Aug-12	Sep-12	Oct-12	Nov-12	Dec-12	Jan-13	Feb-13	Mar-13	Apr-13	May-13	Jun-13	Jul-13	Aug-13	Sep-13	
BCWS	424	429	433	607	611	614	619	742	746	750	755	851	856	860	864	955	959	962	966	1,035	1,040	1,044	1,052	1,106	1,110	1,114	1,118	
BCWP	246	428	431	435	438	441	445																					
ACWP	204	390	390	398	398	403	405																					
Obligated	830	838	838	846	1,041	1,046	1,048																					
FY12 Phase POs	830	838	838	1,041	1,041	1,046	1,048																					
Pending	830	838	838	1,041	1,042	1,046	1,048																					

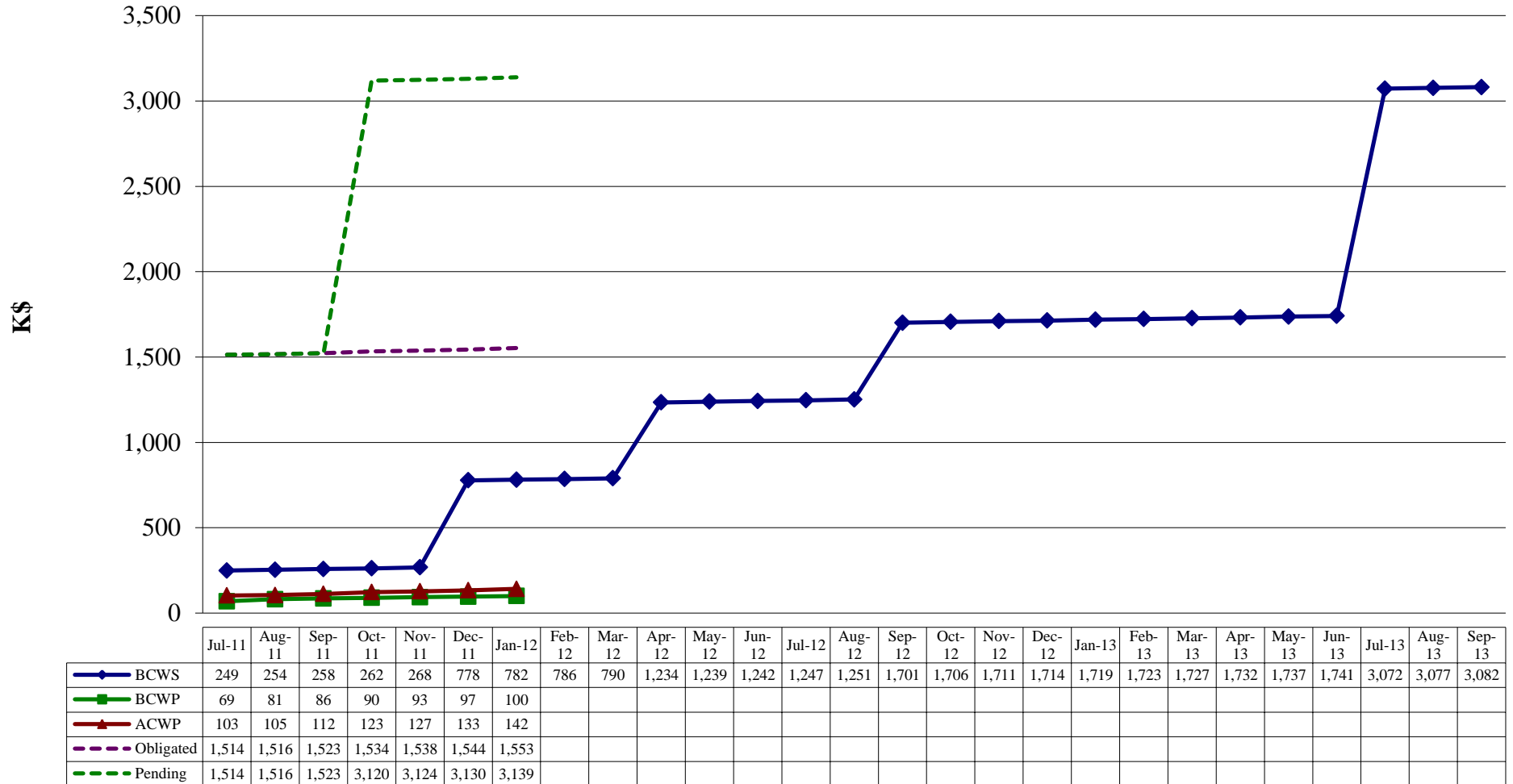
12 GeV 1.4.3.1.2 Q1 Quadrupole Earned Value \$K



	Jul-11	Aug-11	Sep-11	Oct-11	Nov-11	Dec-11	Jan-12	Feb-12	Mar-12	Apr-12	May-12	Jun-12	Jul-12	Aug-12	Sep-12	Oct-12	Nov-12	Dec-12	Jan-13	Feb-13	Mar-13	Apr-13	May-13	Jun-13	Jul-13	Aug-13	Sep-13
BCWS	919	1,026	1,045	1,055	684	800	809	818	828	838	1,011	1,074	1,084	1,095	1,158	1,169	1,178	1,191	1,227	1,263	1,298	1,342	1,385	1,439	1,494	1,557	1,614
BCWP	581	592	665	675	792	800	809																				
ACWP	661	671	745	753	870	875	886																				
Obligated	1,421	1,431	1,450	1,458	1,467	1,472	1,484																				
Pending	1,421	1,433	1,450	1,458	1,467	1,474	1,484																				

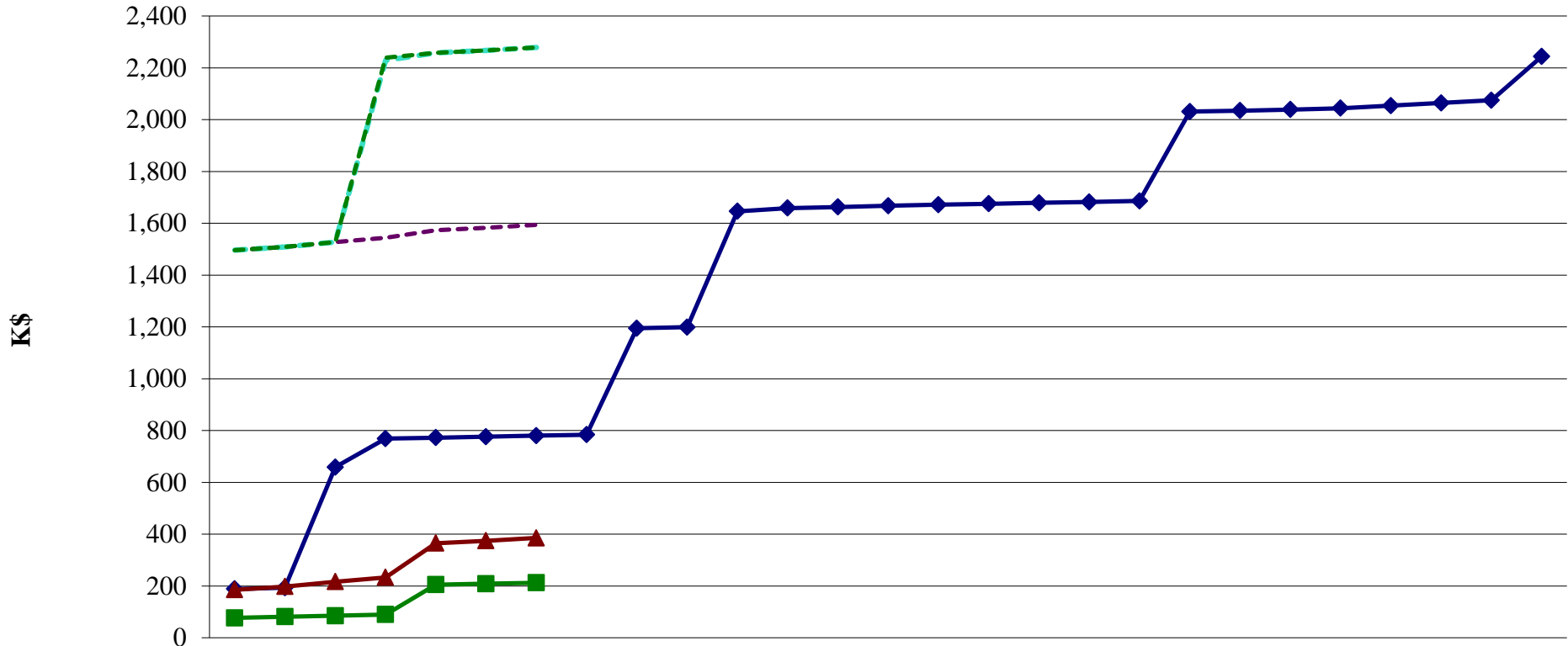
12 GeV 1.4.3.1.3 Q2/3 Quadrupoles

Earned Value \$K



12 GeV 1.4.3.1.4 Dipole Magnet

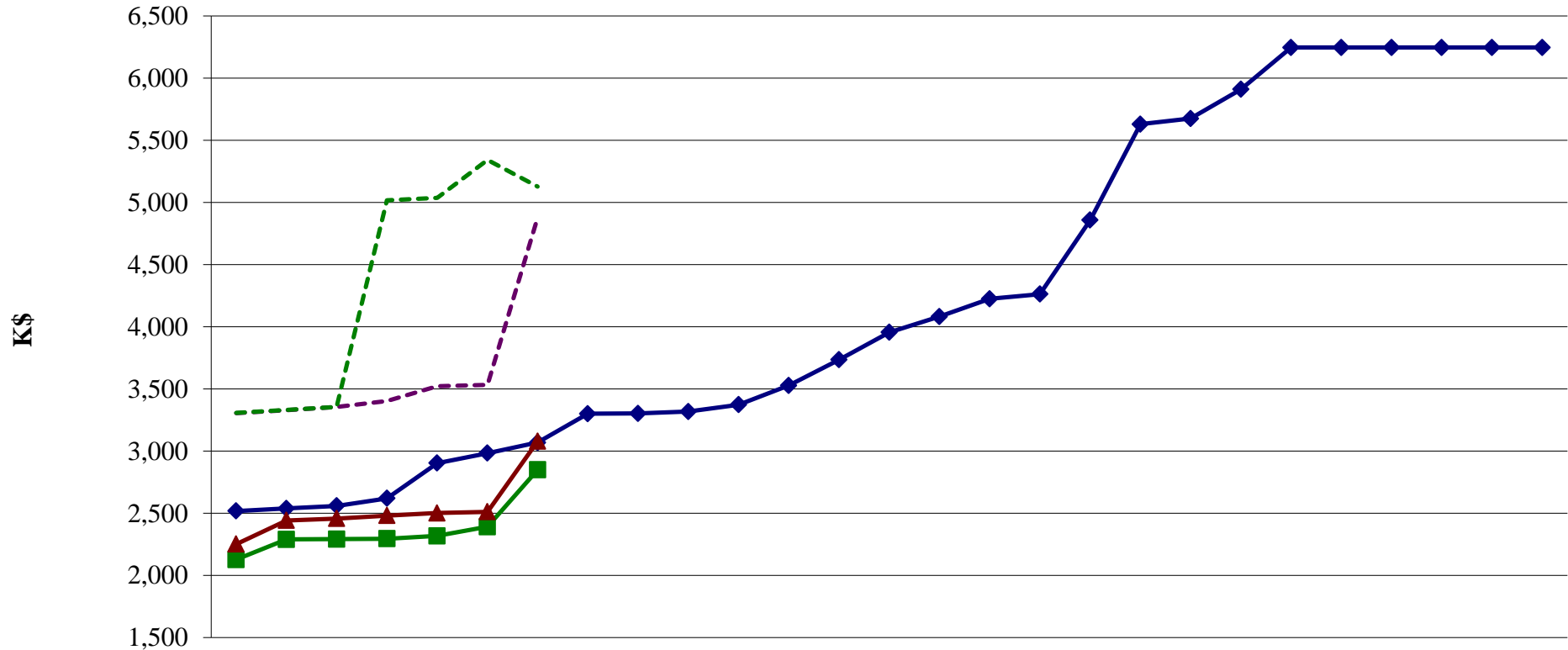
Earned Value \$K



	Jul-11	Aug-11	Sep-11	Oct-11	Nov-11	Dec-11	Jan-12	Feb-12	Mar-12	Apr-12	May-12	Jun-12	Jul-12	Aug-12	Sep-12	Oct-12	Nov-12	Dec-12	Jan-13	Feb-13	Mar-13	Apr-13	May-13	Jun-13	Jul-13	Aug-13	Sep-13	
BCWS	189	193	659	769	773	776	780	784	1,195	1,199	1,646	1,659	1,663	1,668	1,671	1,675	1,679	1,682	1,686	2,031	2,035	2,039	2,044	2,054	2,064	2,075	2,244	
BCWP	77	81	85	90	205	209	213																					
ACWP	185	198	216	233	365	375	386																					
Obligated	1,496	1,509	1,527	1,544	1,573	1,583	1,594																					
FY12 Phase POs	1,496	1,509	1,527	2,229	2,257	2,267	2,278																					
Pending	1,496	1,509	1,527	2,239	2,257	2,267	2,278																					

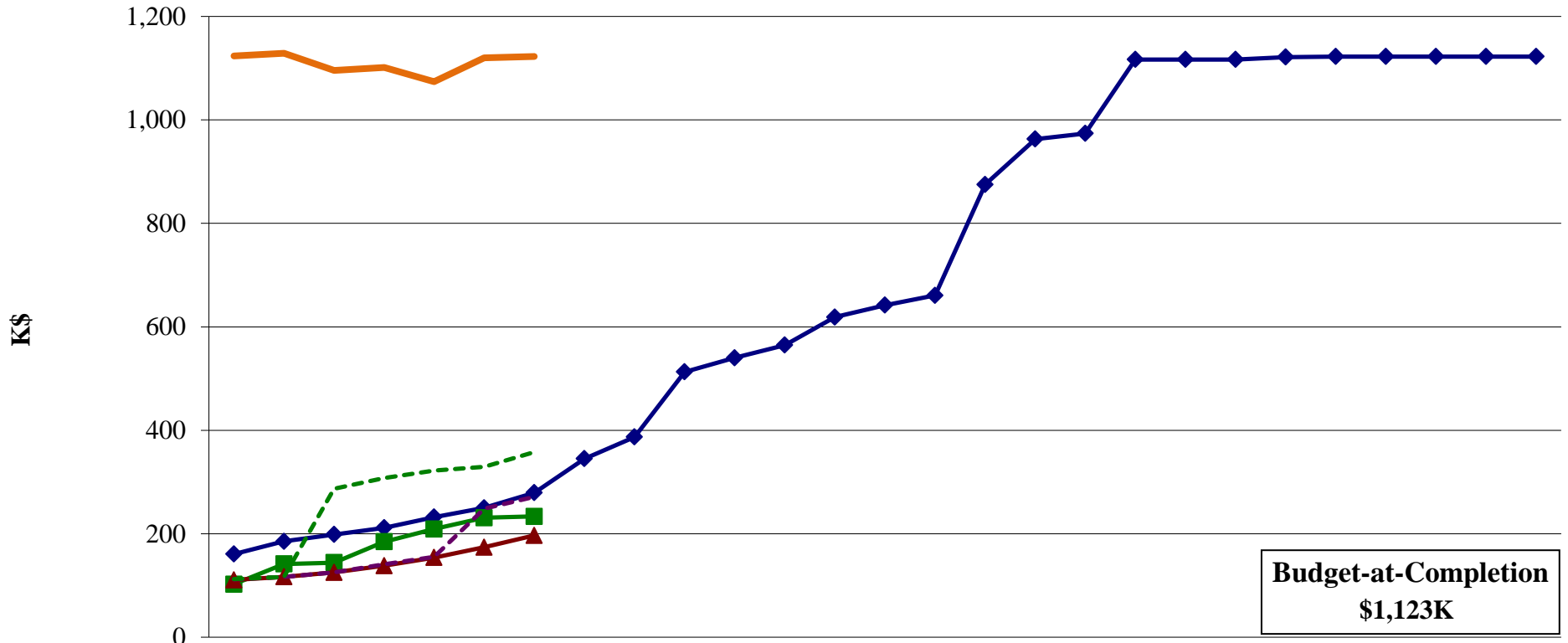
12 GeV 1.4.3.1.5 Common Magnet Components

Earned Value \$K



	Jul-11	Aug-11	Sep-11	Oct-11	Nov-11	Dec-11	Jan-12	Feb-12	Mar-12	Apr-12	May-12	Jun-12	Jul-12	Aug-12	Sep-12	Oct-12	Nov-12	Dec-12	Jan-13	Feb-13	Mar-13	Apr-13	May-13	Jun-13	Jul-13	Aug-13	Sep-13	
BCWS	2,518	2,539	2,560	2,620	2,904	2,984	3,069	3,301	3,304	3,318	3,373	3,529	3,735	3,956	4,082	4,226	4,263	4,858	5,629	5,675	5,909	6,246	6,246	6,246	6,246	6,246	6,246	6,246
BCWP	2,128	2,290	2,292	2,295	2,319	2,392	2,850																					
ACWP	2,252	2,443	2,458	2,482	2,502	2,512	3,079																					
Obligated	3,305	3,329	3,355	3,403	3,522	3,532	4,877																					
Pending	3,308	3,332	3,356	5,018	5,037	5,342	5,129																					

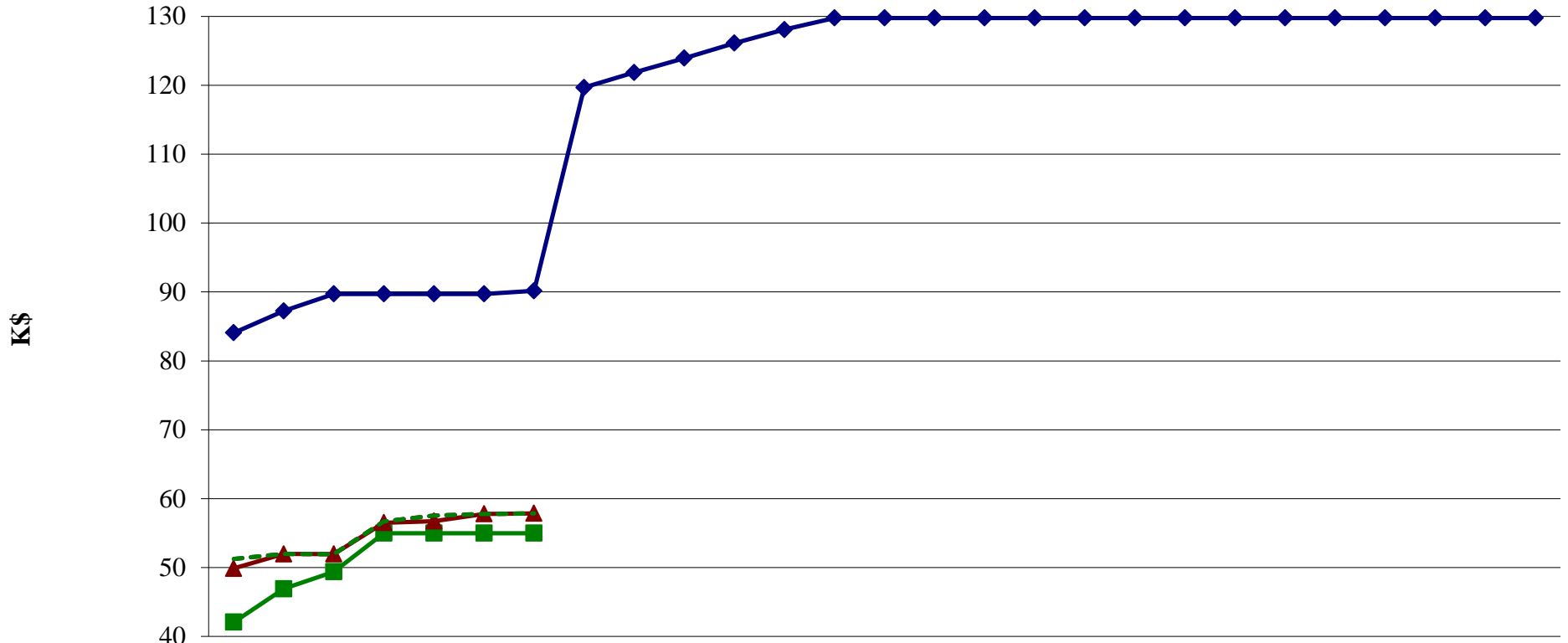
12 GeV 1.4.3.2 Detector Earned Value \$K



**Budget-at-Completion
\$1,123K**

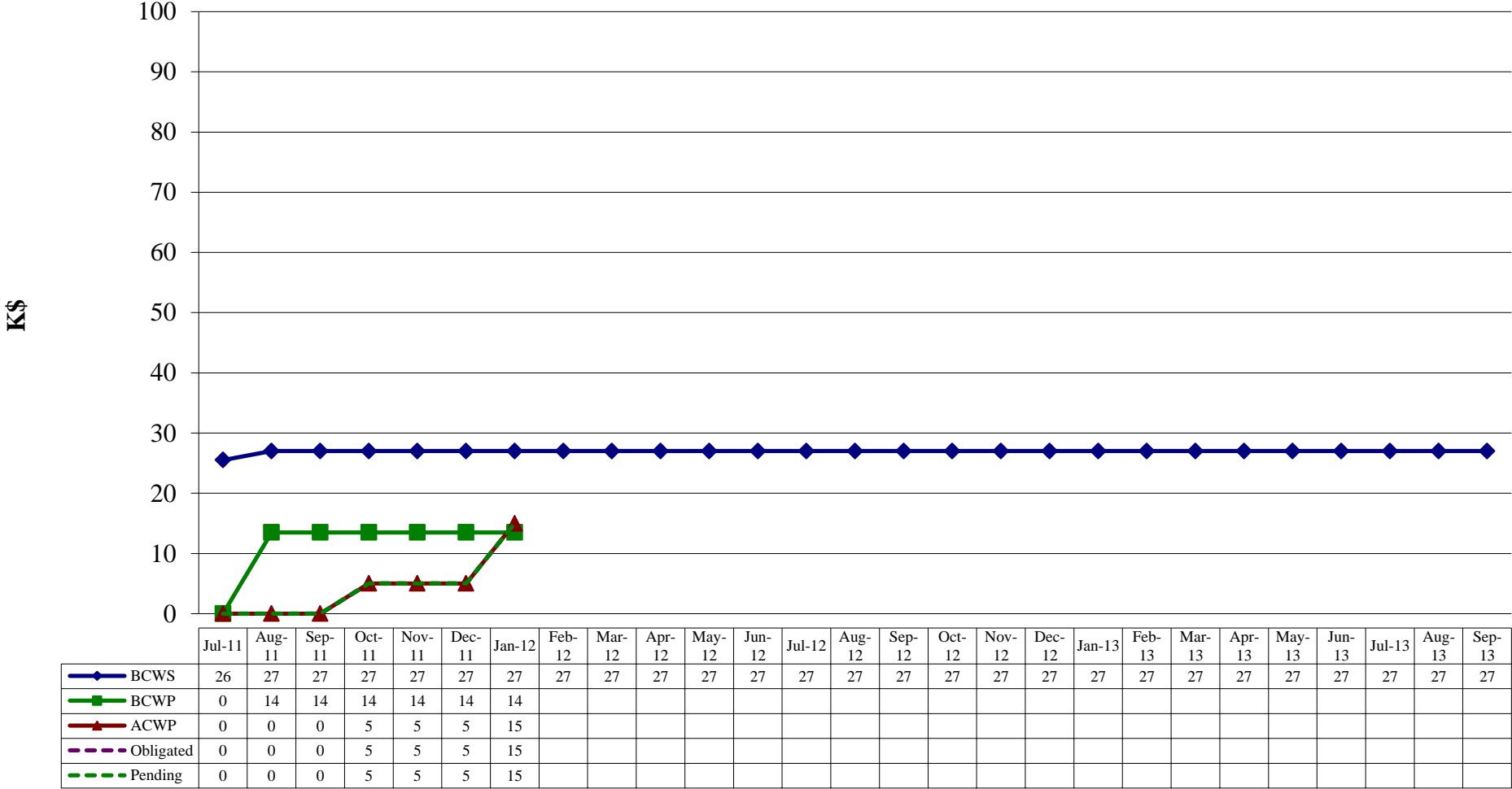
	Jul-11	Aug-11	Sep-11	Oct-11	Nov-11	Dec-11	Jan-12	Feb-12	Mar-12	Apr-12	May-12	Jun-12	Jul-12	Aug-12	Sep-12	Oct-12	Nov-12	Dec-12	Jan-13	Feb-13	Mar-13	Apr-13	May-13	Jun-13	Jul-13	Aug-13	Sep-13	
BCWS	161	185	198	211	232	250	279	345	387	513	540	565	619	642	661	875	963	974	1,117	1,117	1,117	1,121	1,123	1,123	1,123	1,123	1,123	1,123
BCWP	102	142	144	184	209	231	234																					
ACWP	111	117	125	138	154	174	197																					
Obligated	112	117	125	141	155	249	271																					
Pending	113	117	287	308	322	329	358																					
CAM EAC	1,124	1,129	1,096	1,101	1,074	1,120	1,123																					

12 GeV 1.4.3.2.1 Wire Chambers Earned Value \$K

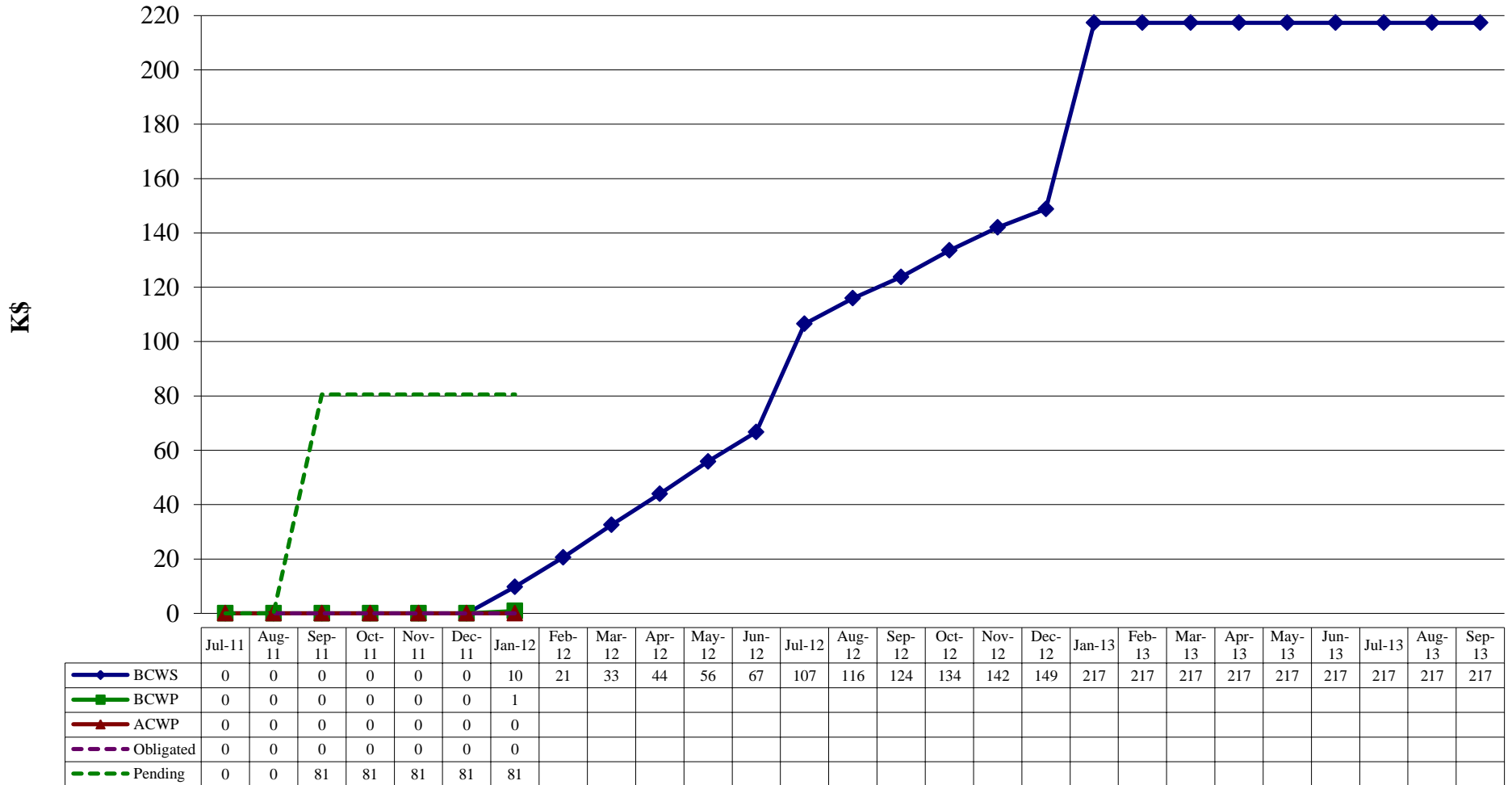


	Jul-11	Aug-11	Sep-11	Oct-11	Nov-11	Dec-11	Jan-12	Feb-12	Mar-12	Apr-12	May-12	Jun-12	Jul-12	Aug-12	Sep-12	Oct-12	Nov-12	Dec-12	Jan-13	Feb-13	Mar-13	Apr-13	May-13	Jun-13	Jul-13	Aug-13	Sep-13	
BCWS	84	87	90	90	90	90	90	120	122	124	126	128	130	130	130	130	130	130	130	130	130	130	130	130	130	130	130	130
BCWP	42	47	49	55	55	55	55																					
ACWP	50	52	52	57	57	58	58																					
Obligated	51	52	52	57	58	58	58																					
Pending	51	52	52	57	58	58	58																					

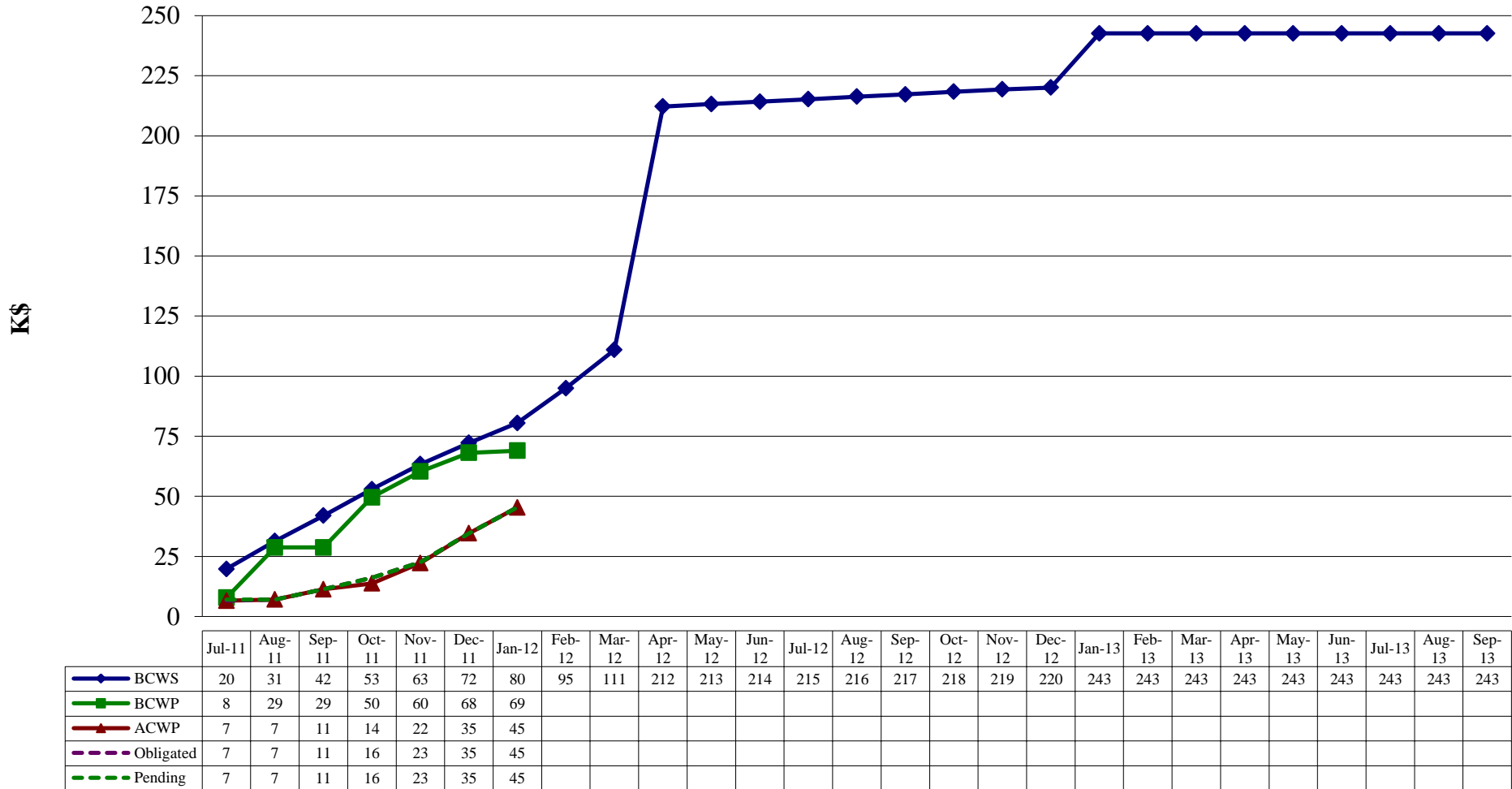
12 GeV 1.4.3.2.2 Hodoscope Earned Value \$K



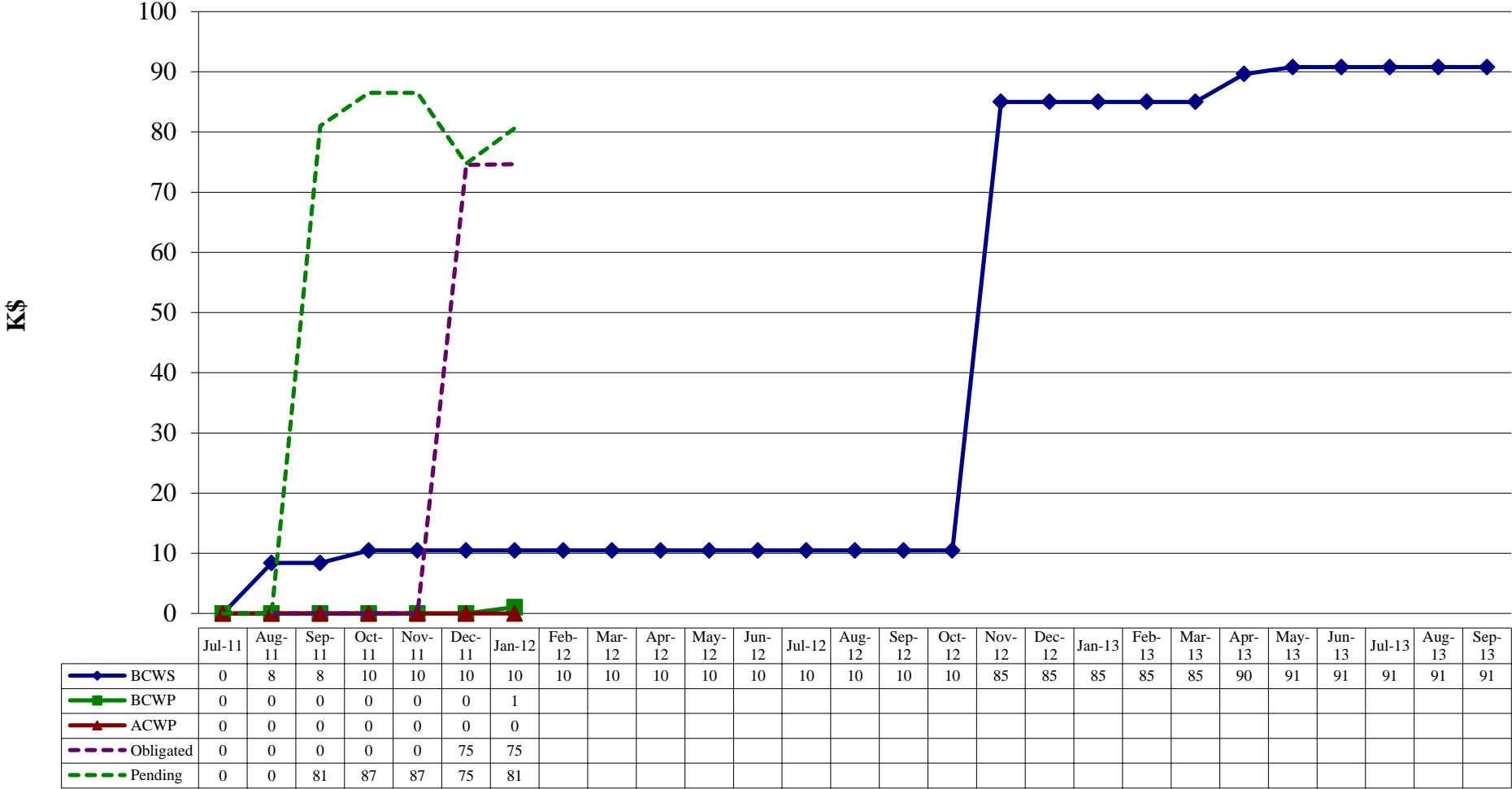
12 GeV 1.4.3.2.3 Noble Gas Cerenkov Earned Value \$K



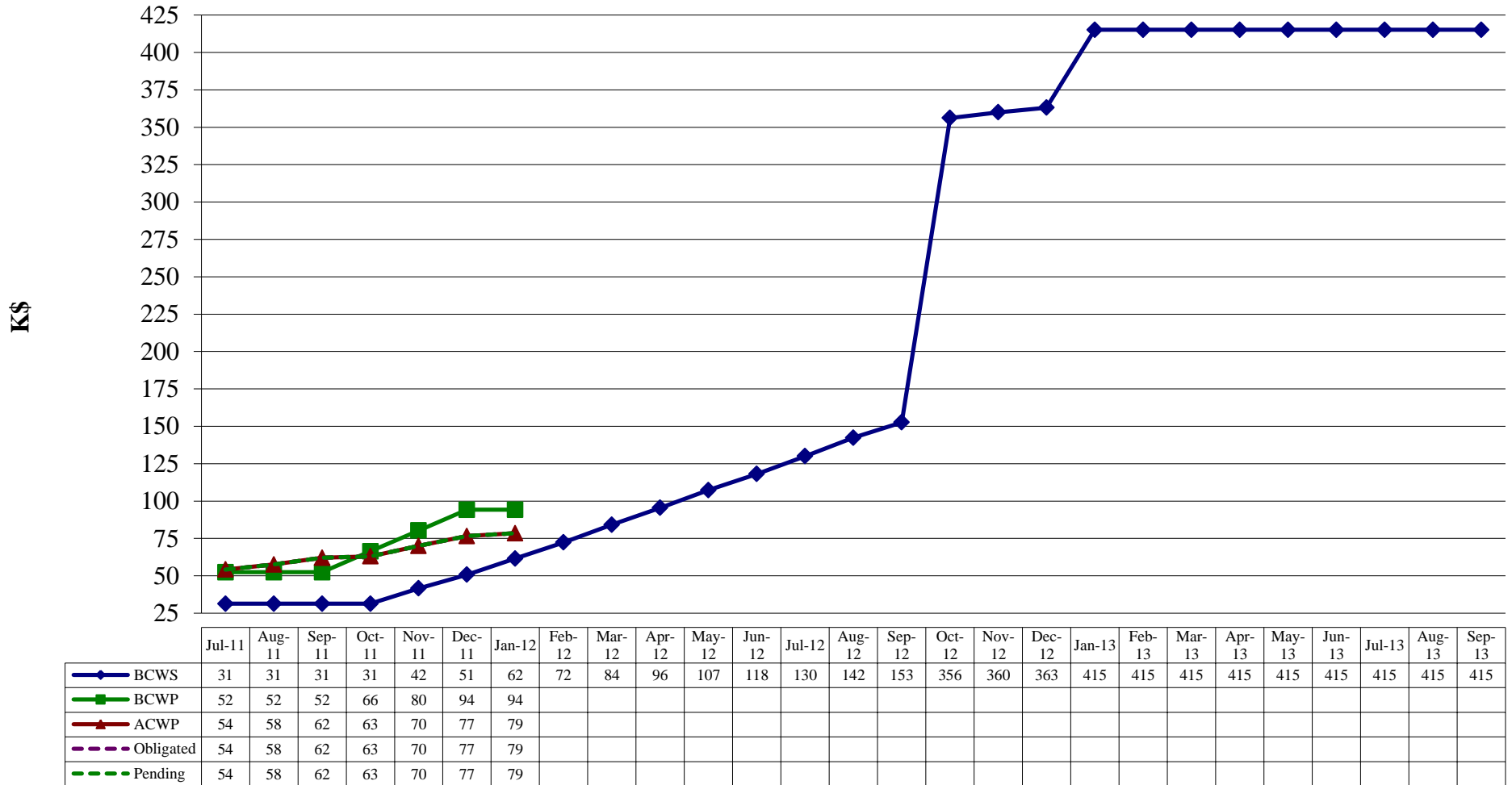
12 GeV 1.4.3.2.4 Heavy Gas Cerenkov Earned Value \$K



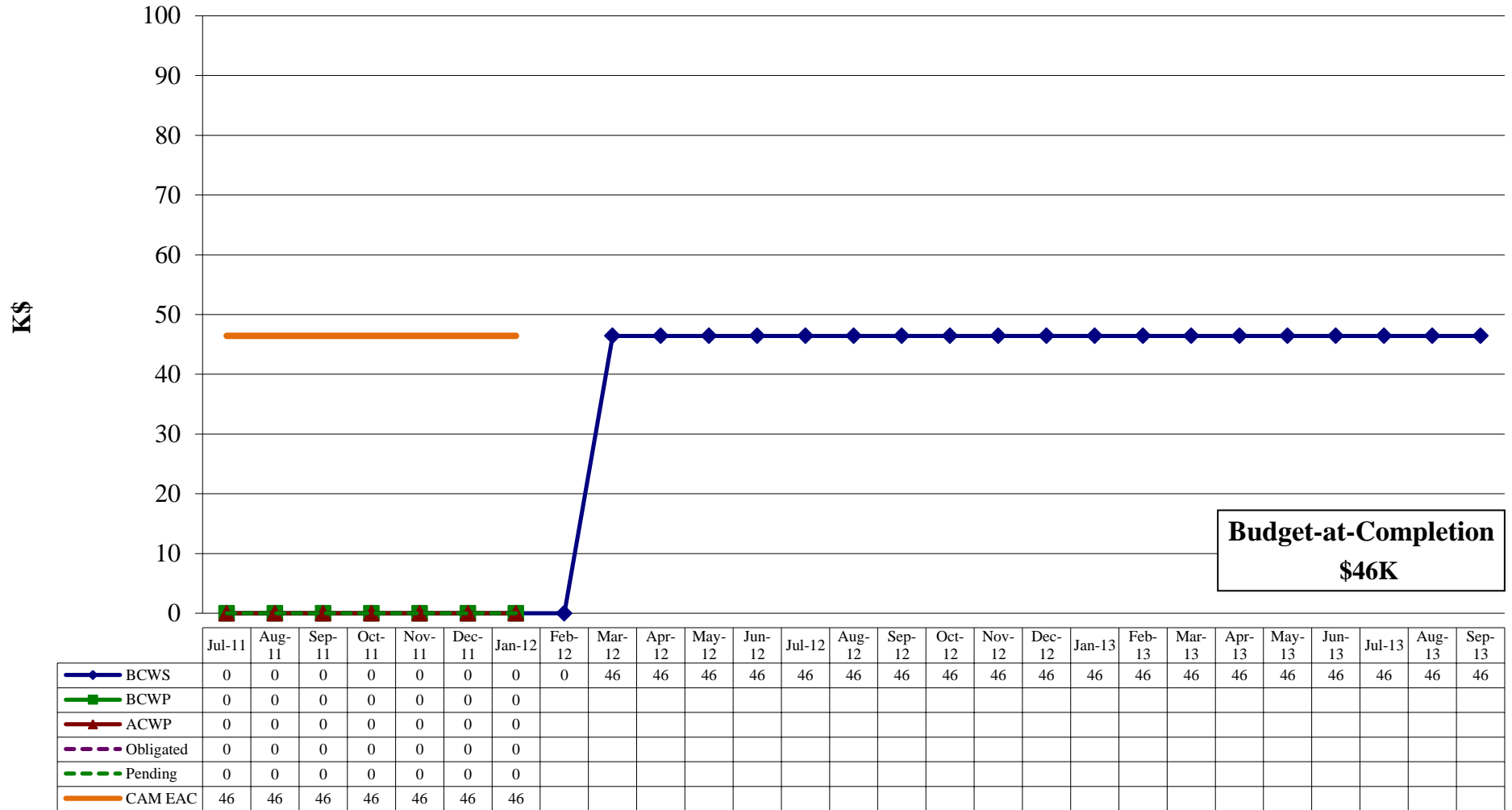
12 GeV 1.4.3.2.5 Shower Counter Earned Value \$K



12 GeV 1.4.3.2.8 Frame Earned Value \$K

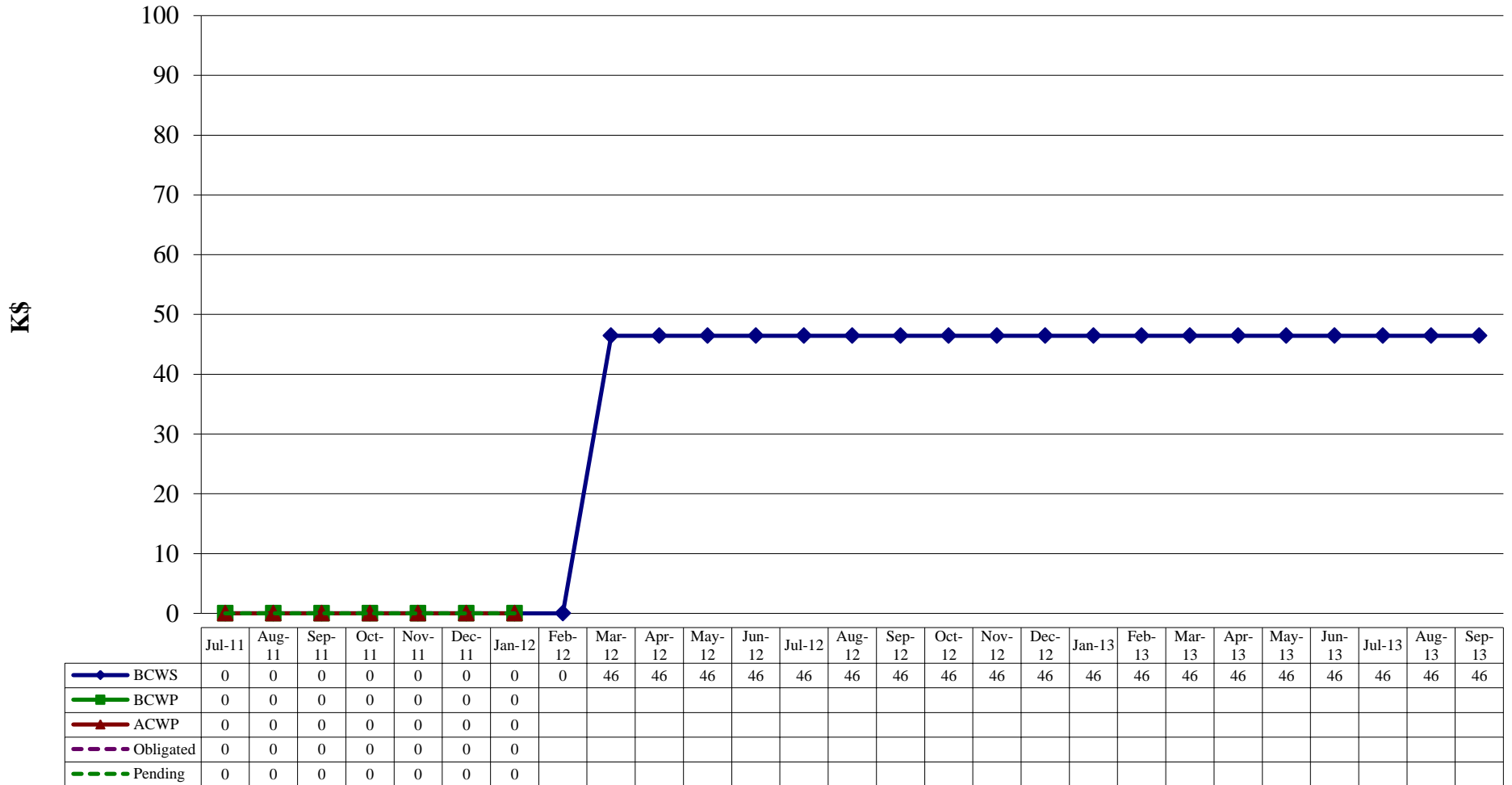


12 GeV 1.4.3.3 Computing Earned Value \$K

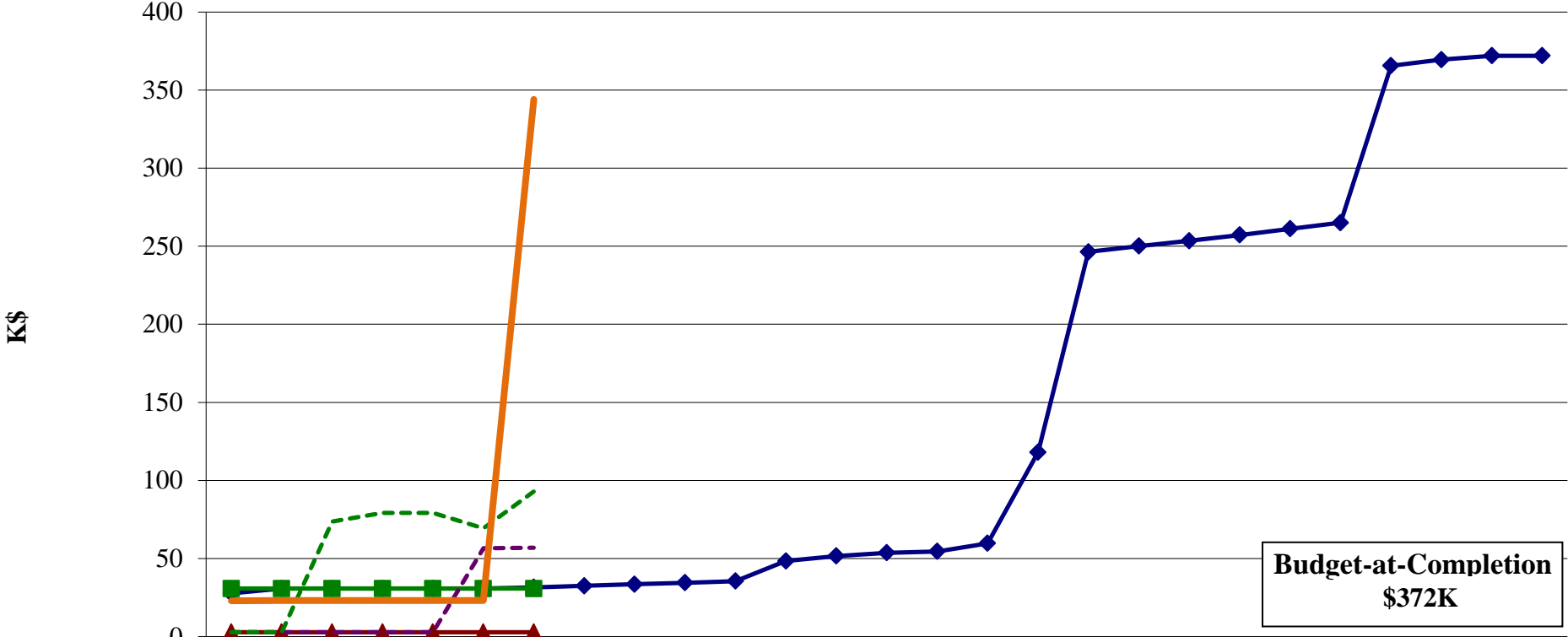


12 GeV 1.4.3.3.1 Computing DAQ

Earned Value \$K



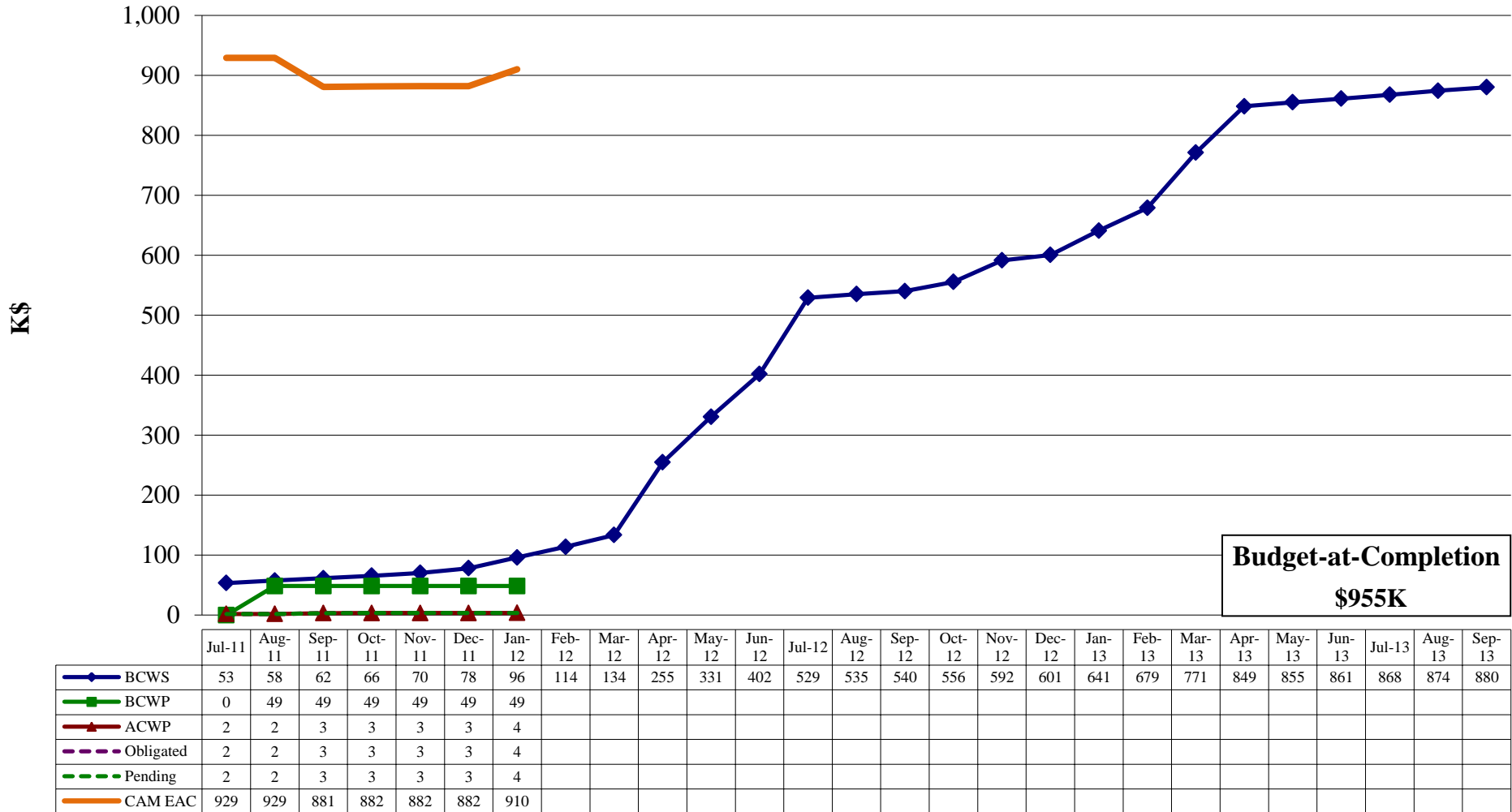
12 GeV 1.4.3.4 Electronics Earned Value \$K



**Budget-at-Completion
\$372K**

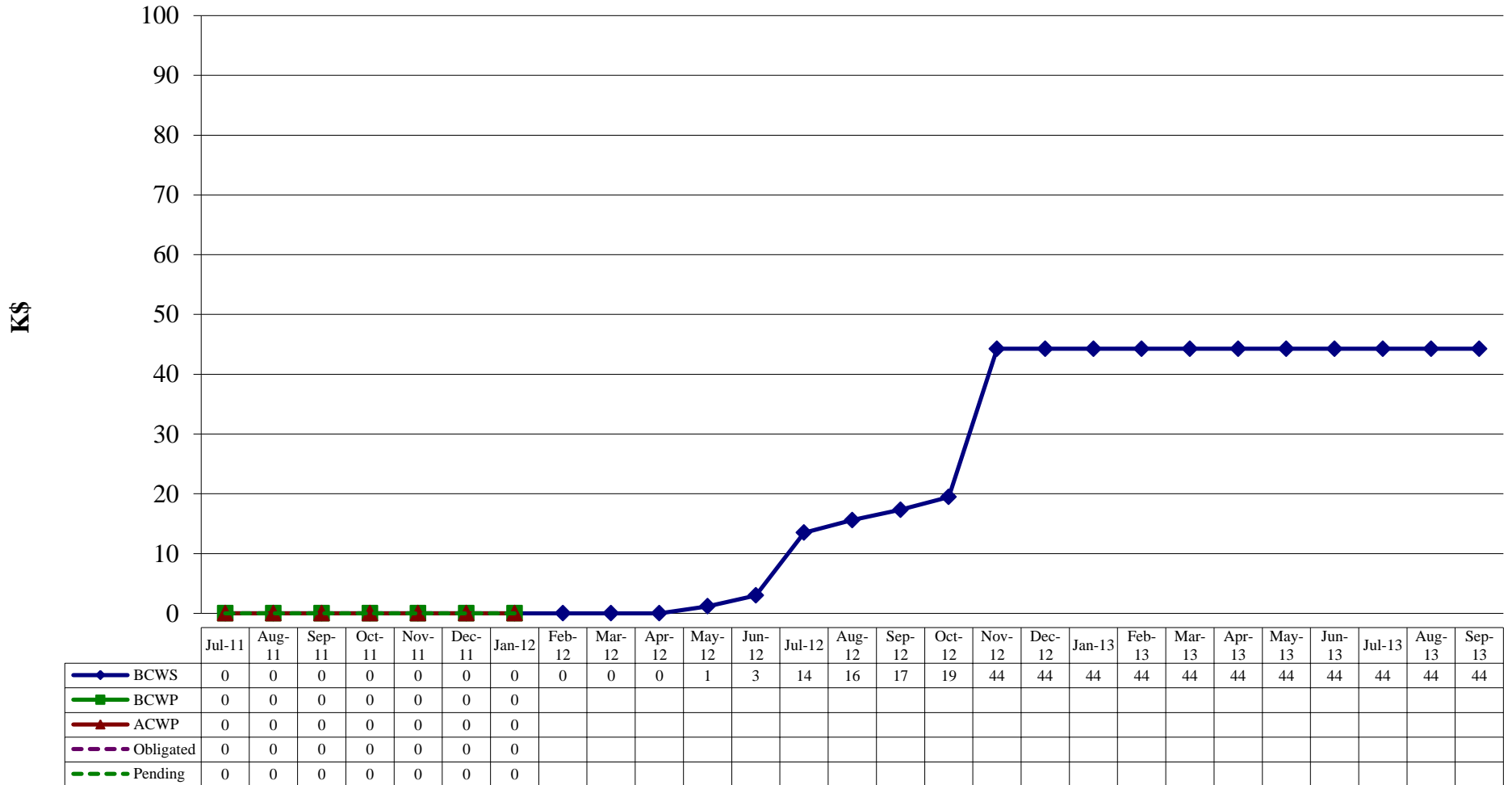
	Jul-11	Aug-11	Sep-11	Oct-11	Nov-11	Dec-11	Jan-12	Feb-12	Mar-12	Apr-12	May-12	Jun-12	Jul-12	Aug-12	Sep-12	Oct-12	Nov-12	Dec-12	Jan-13	Feb-13	Mar-13	Apr-13	May-13	Jun-13	Jul-13	Aug-13	Sep-13	
BCWS	28	31	31	31	31	31	32	32	34	34	36	48	52	54	55	60	118	246	250	253	257	261	265	366	370	372	372	
BCWP	31	31	31	31	31	31	31																					
ACWP	3	3	3	3	3	3	3																					
Obligated	3	3	3	3	3	3	57																					
Pending	3	3	74	79	79	69	93																					
CAM EAC	23	23	23	23	23	23	344																					

12 GeV 1.4.3.5 Beamline Earned Value \$K



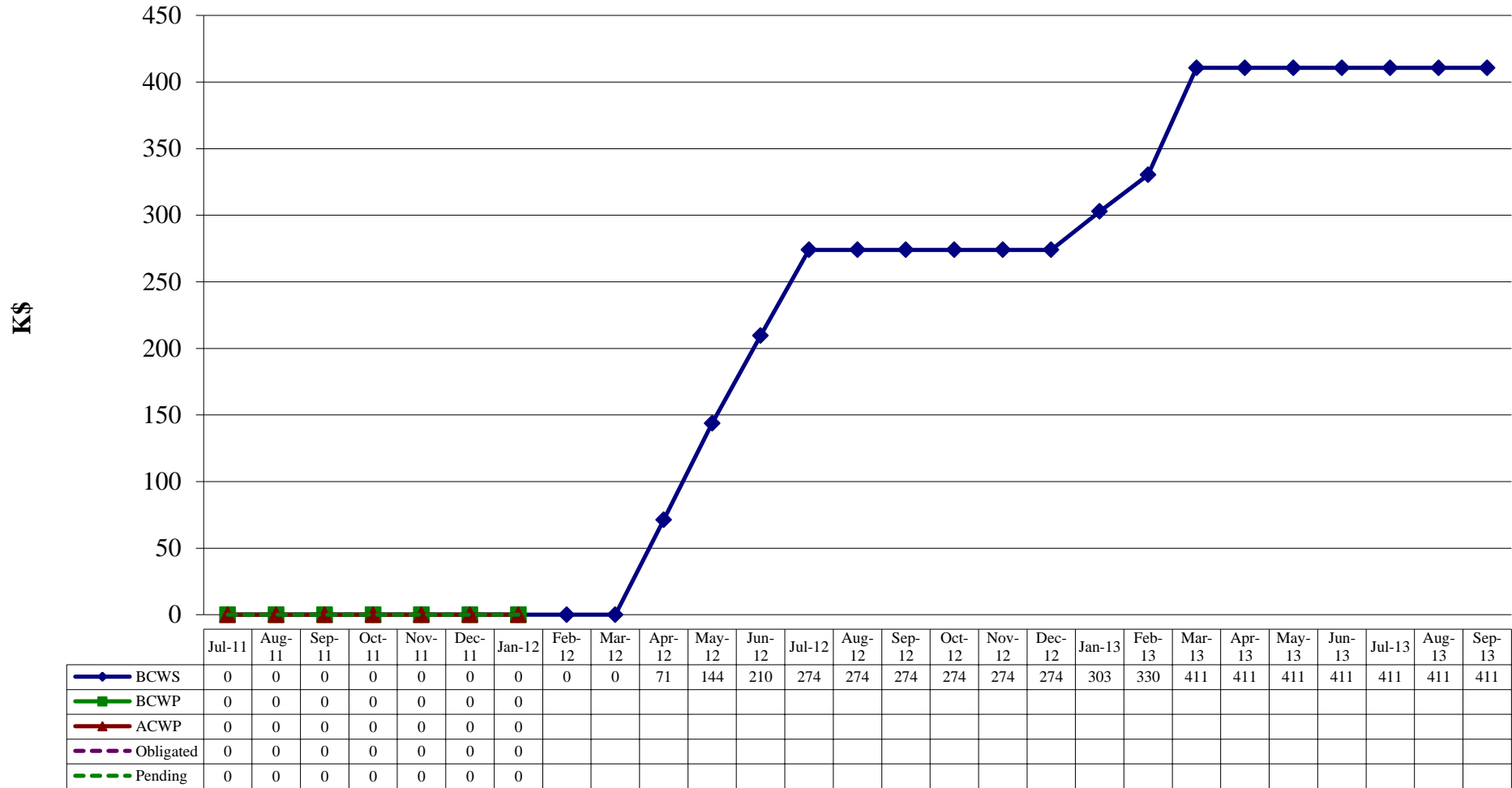
12 GeV 1.4.3.5.1 Moeller Polarimeter

Earned Value \$K

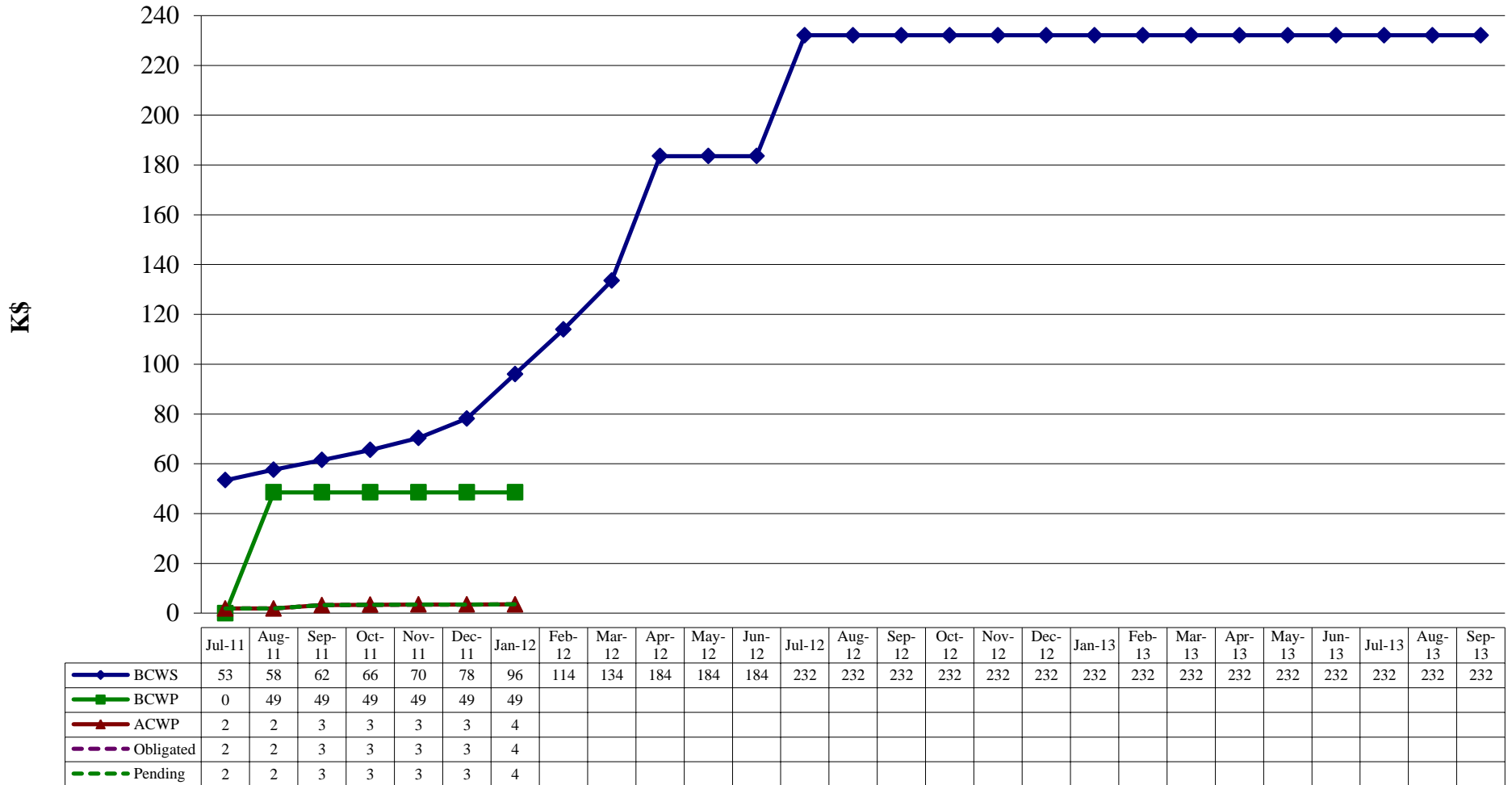


12 GeV 1.4.3.5.3 Mapping and Field Measurement

Earned Value \$K

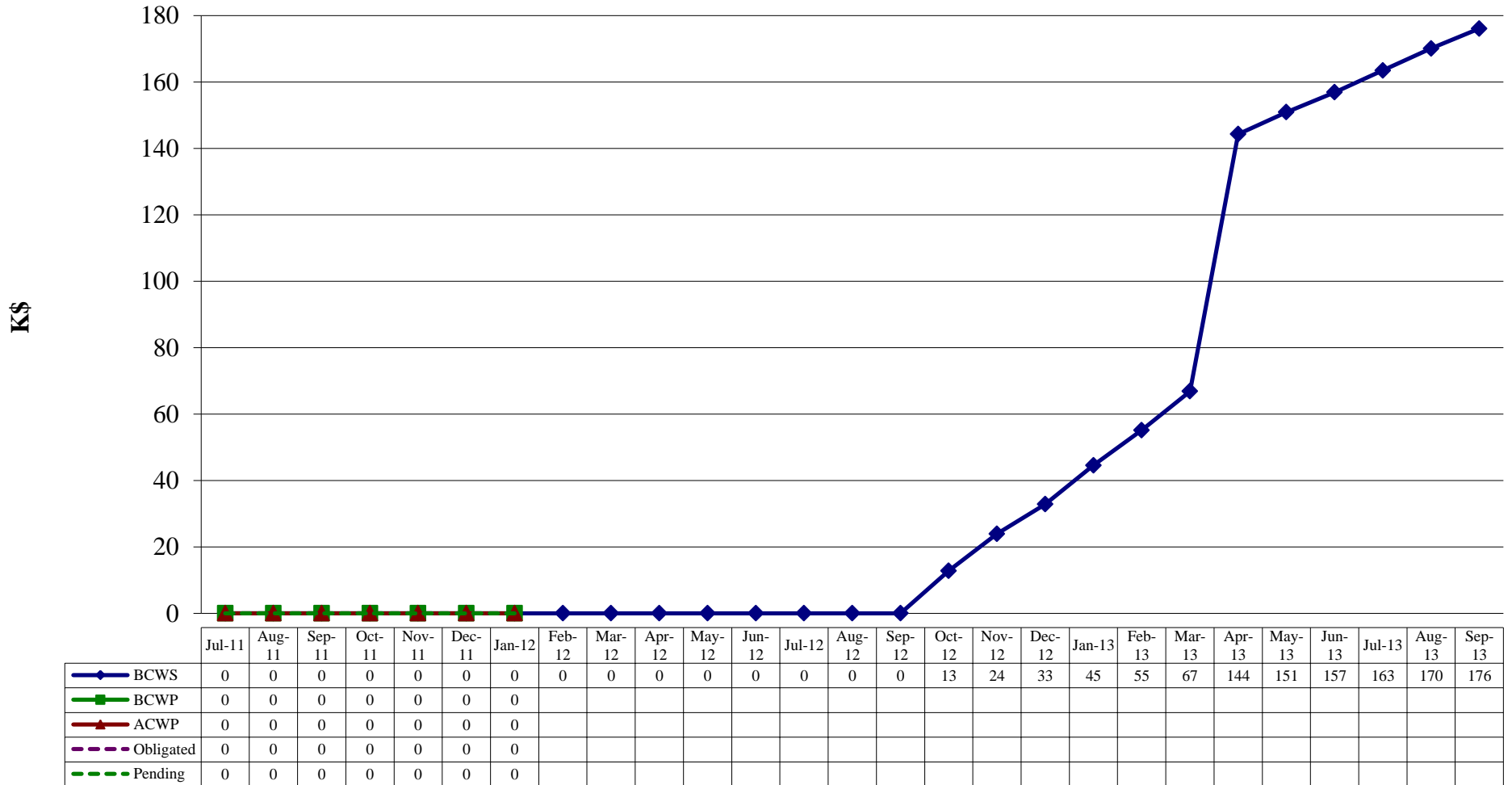


12 GeV 1.4.3.5.4 Scattering Chamber Earned Value \$K

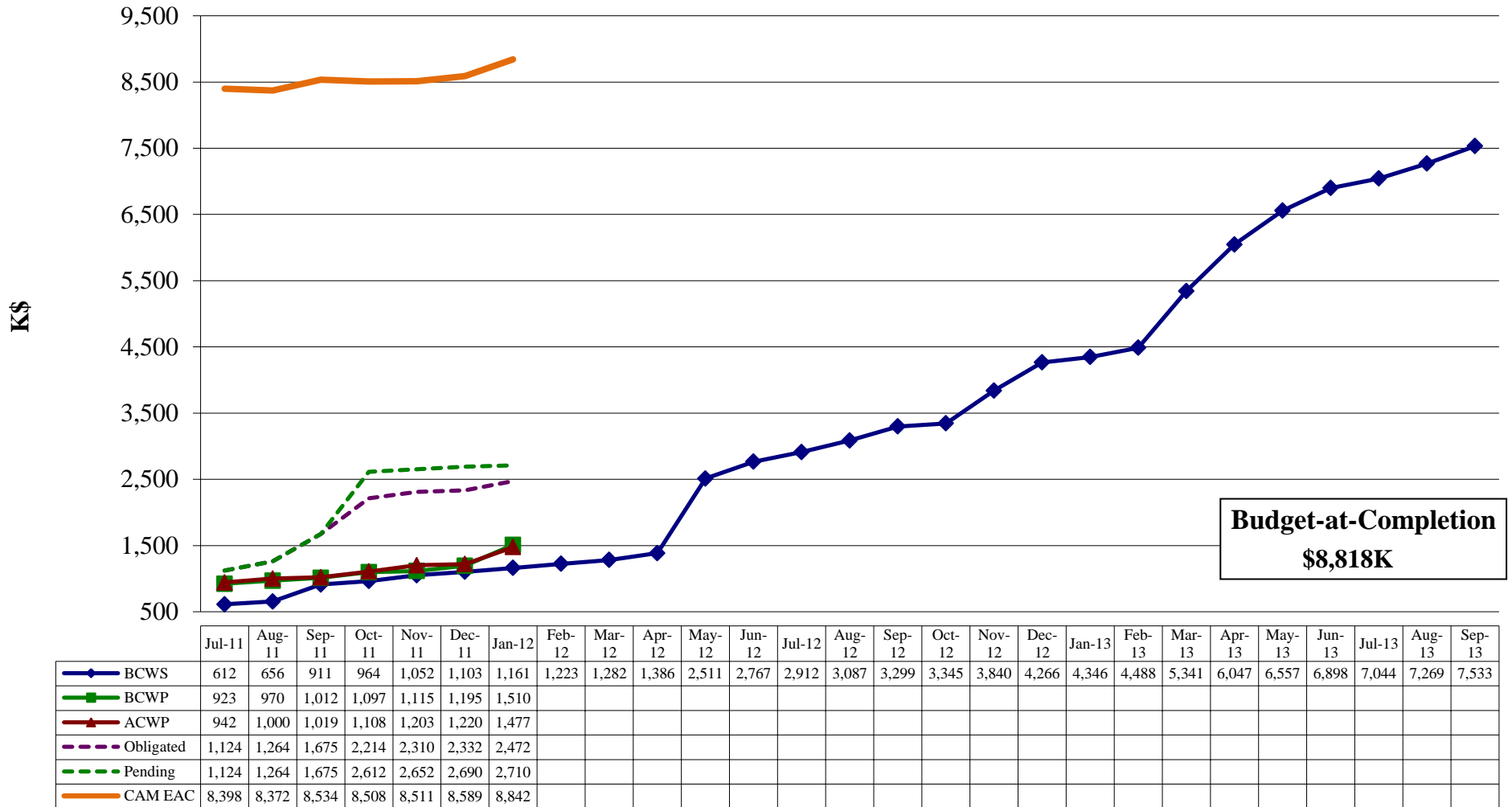


12 GeV 1.4.3.5.5 Beam Pipe and Stands

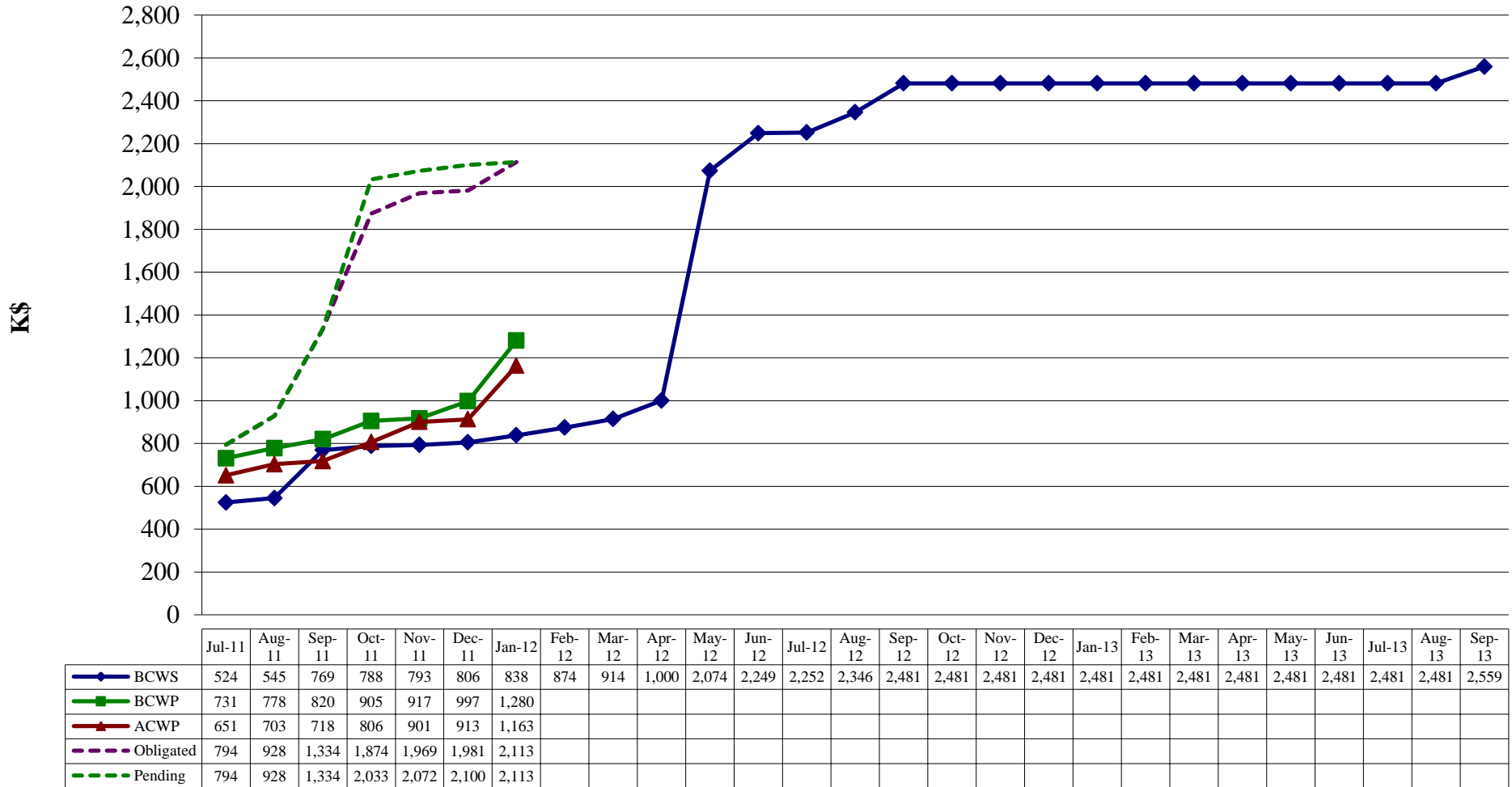
Earned Value \$K



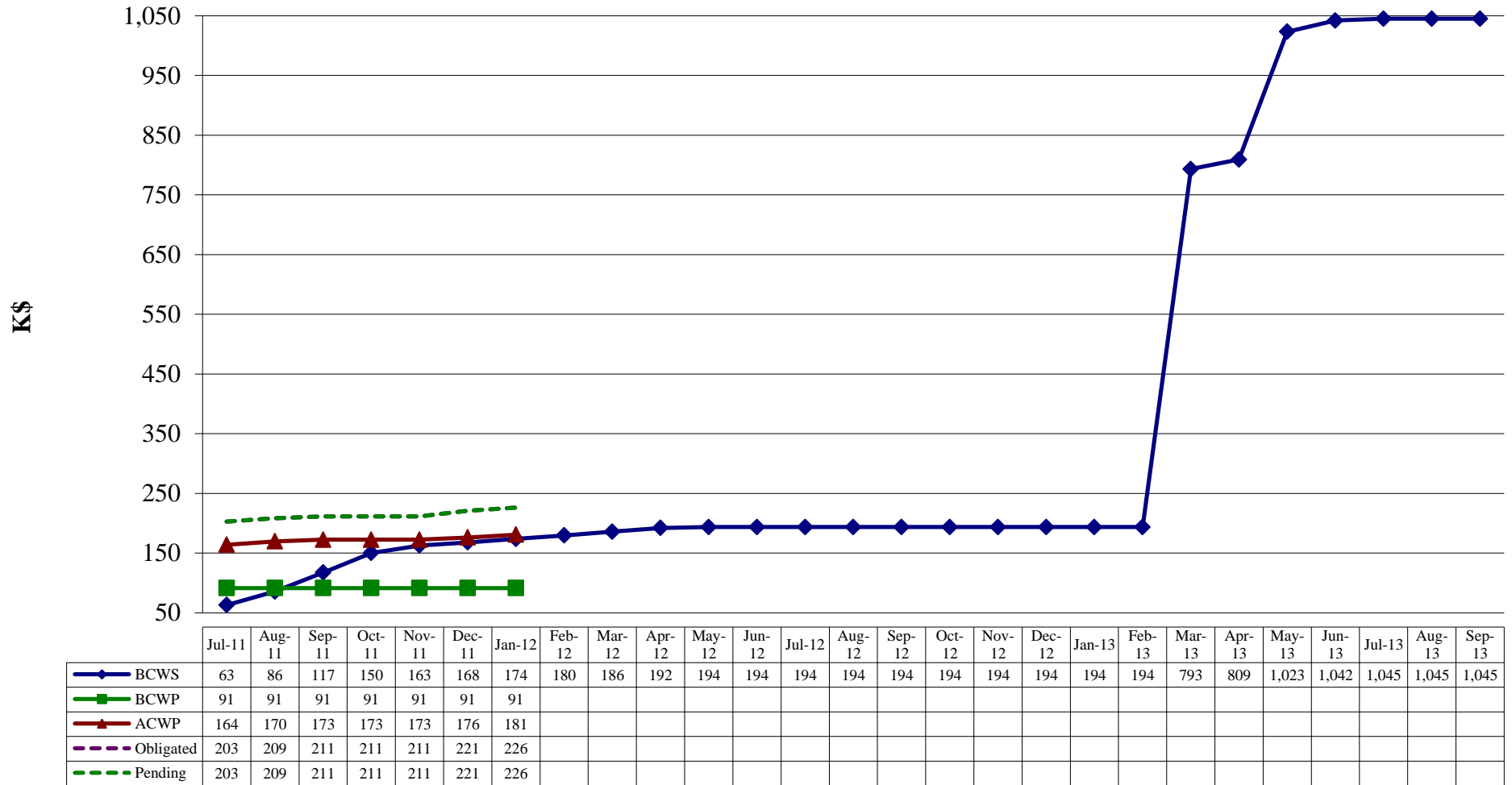
12 GeV 1.4.3.6 Infrastructure Earned Value \$K



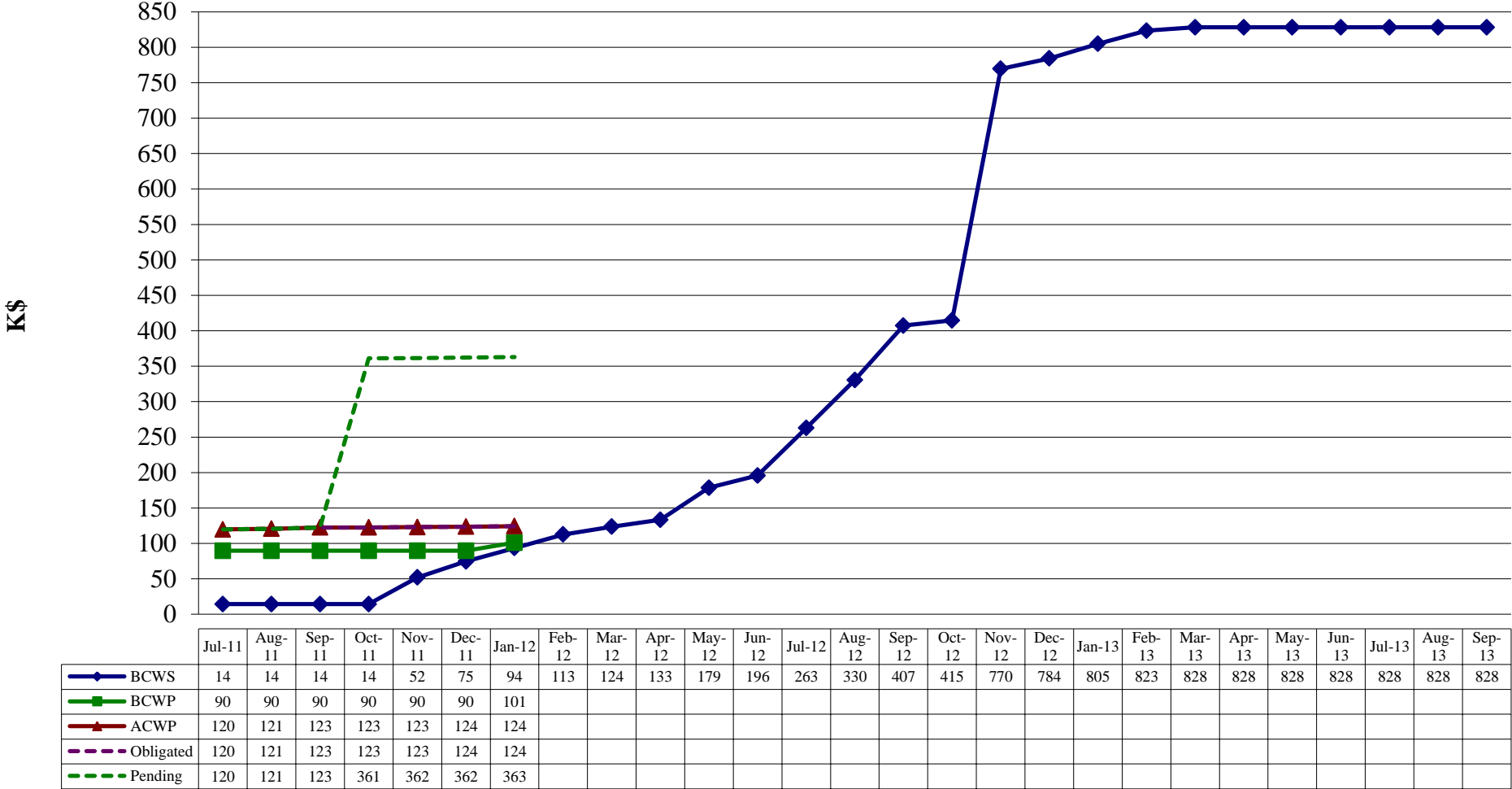
12 GeV 1.4.3.6.2 Support Structure Earned Value \$K



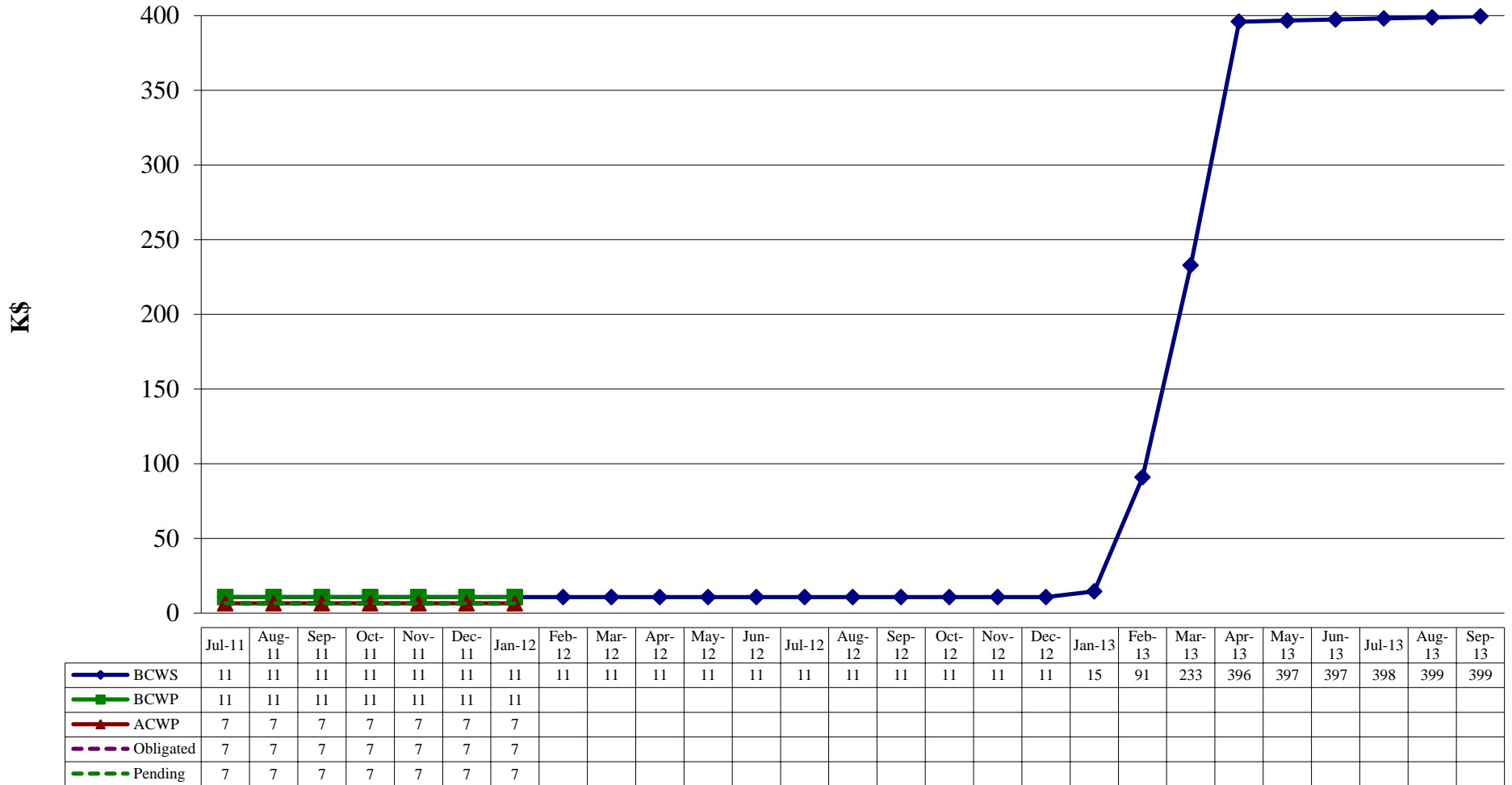
12 GeV 1.4.3.6.3 Shield House Earned Value \$K



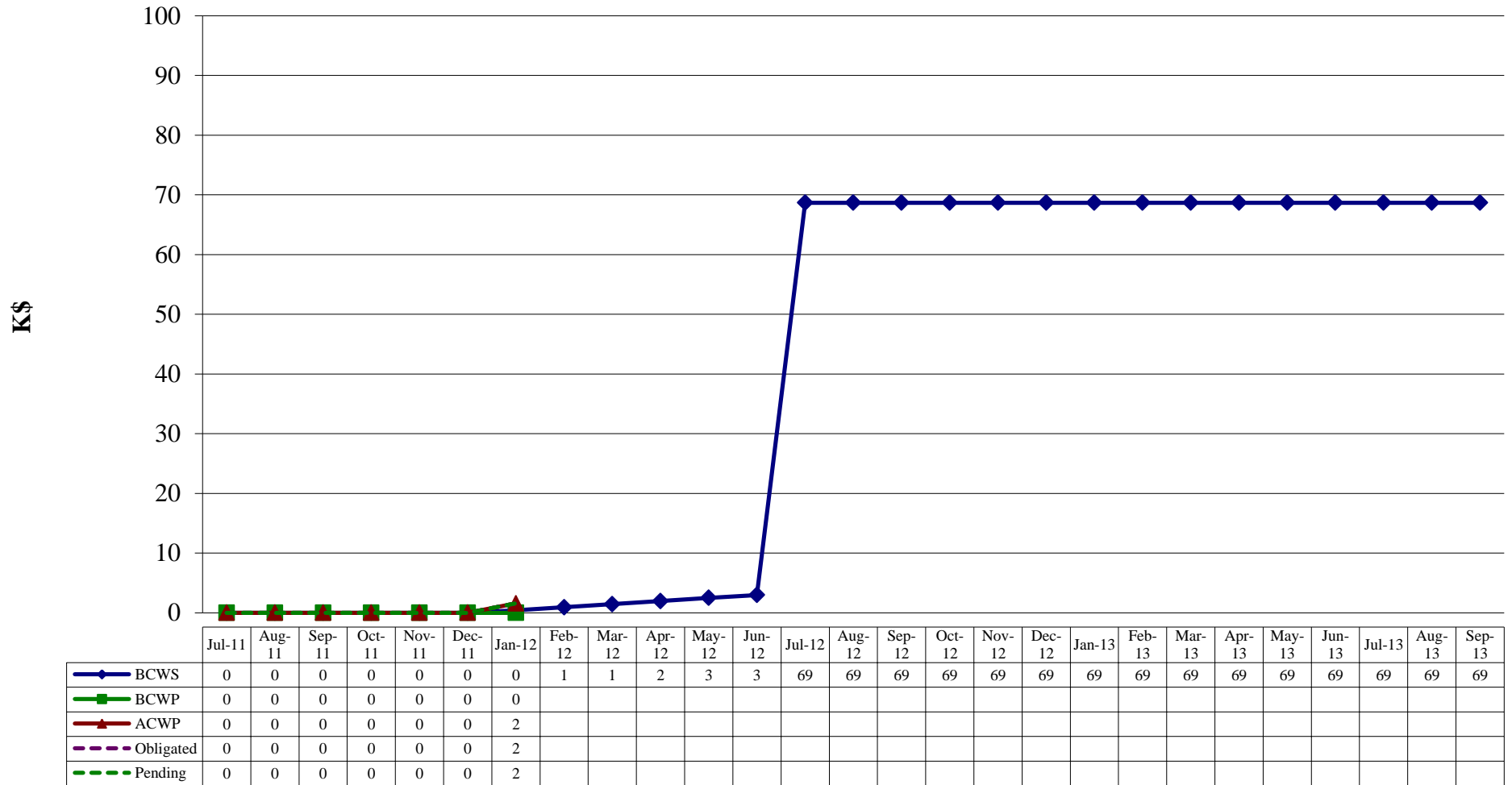
12 GeV 1.4.3.6.4 Cryogenic System Earned Value \$K



12 GeV 1.4.3.6.5 Vacuum System Earned Value \$K

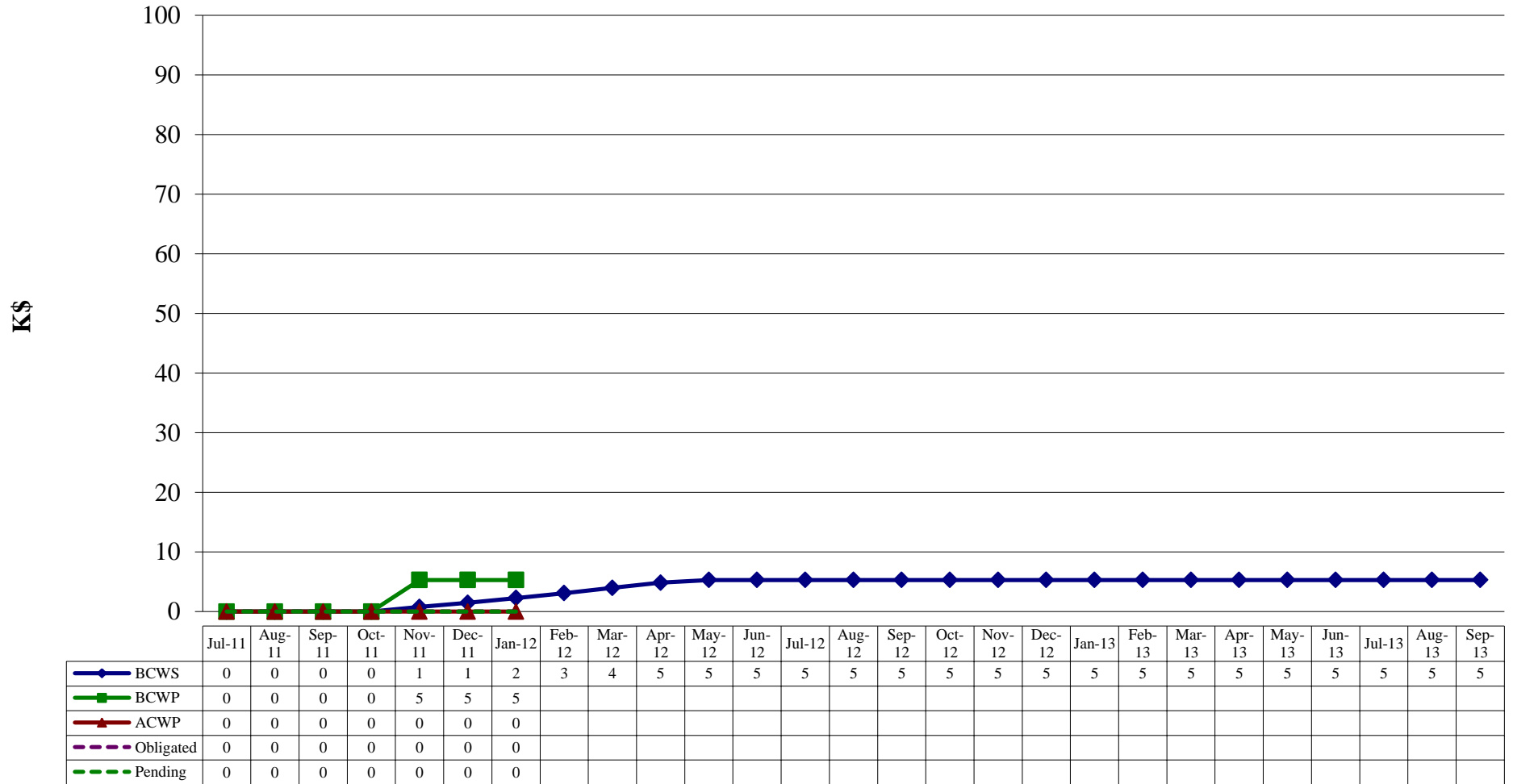


12 GeV 1.4.3.6.6 Cabling Earned Value \$K

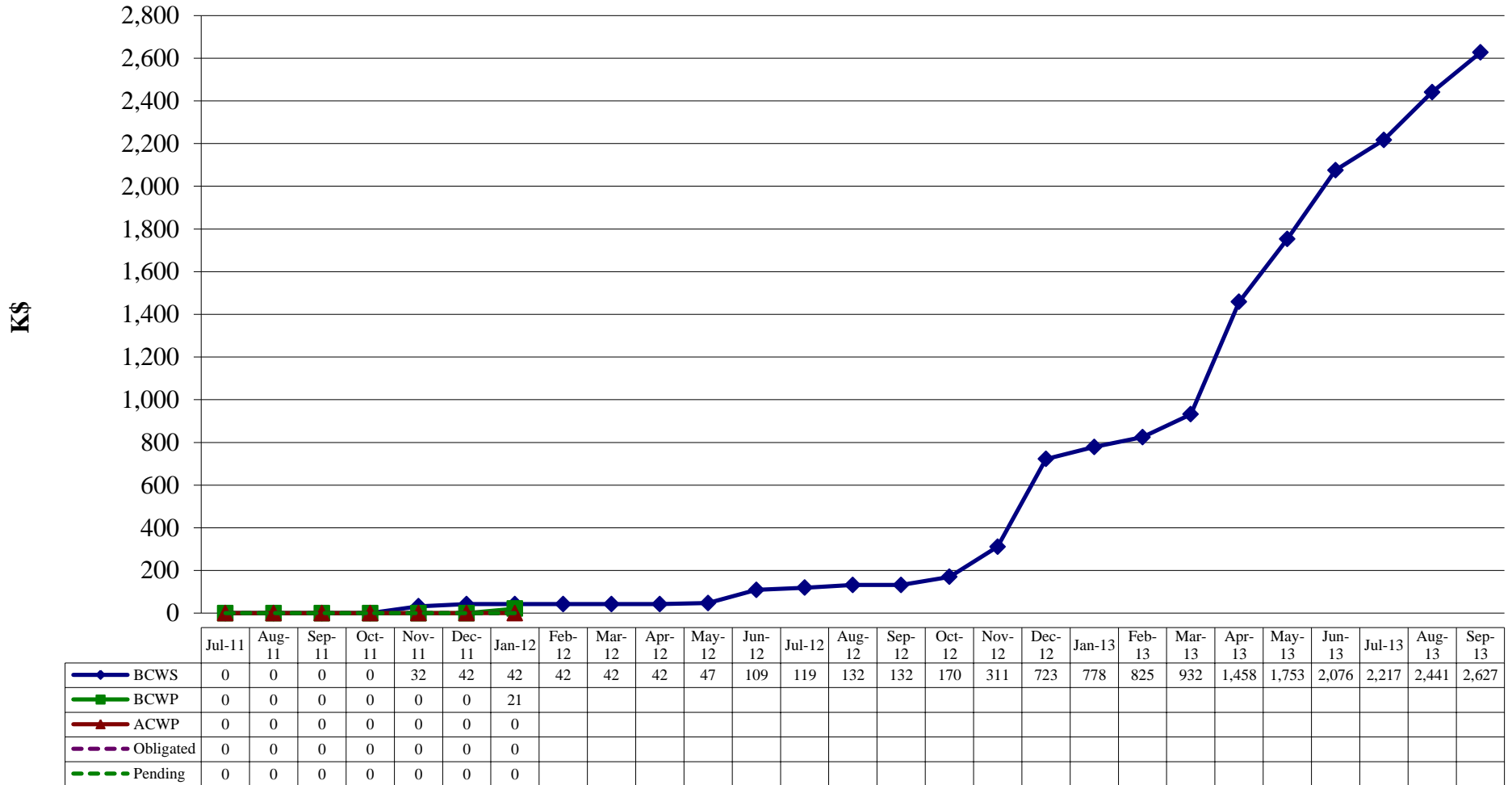


12 GeV 1.4.3.6.7 SOS Pivot Modifications

Earned Value \$K

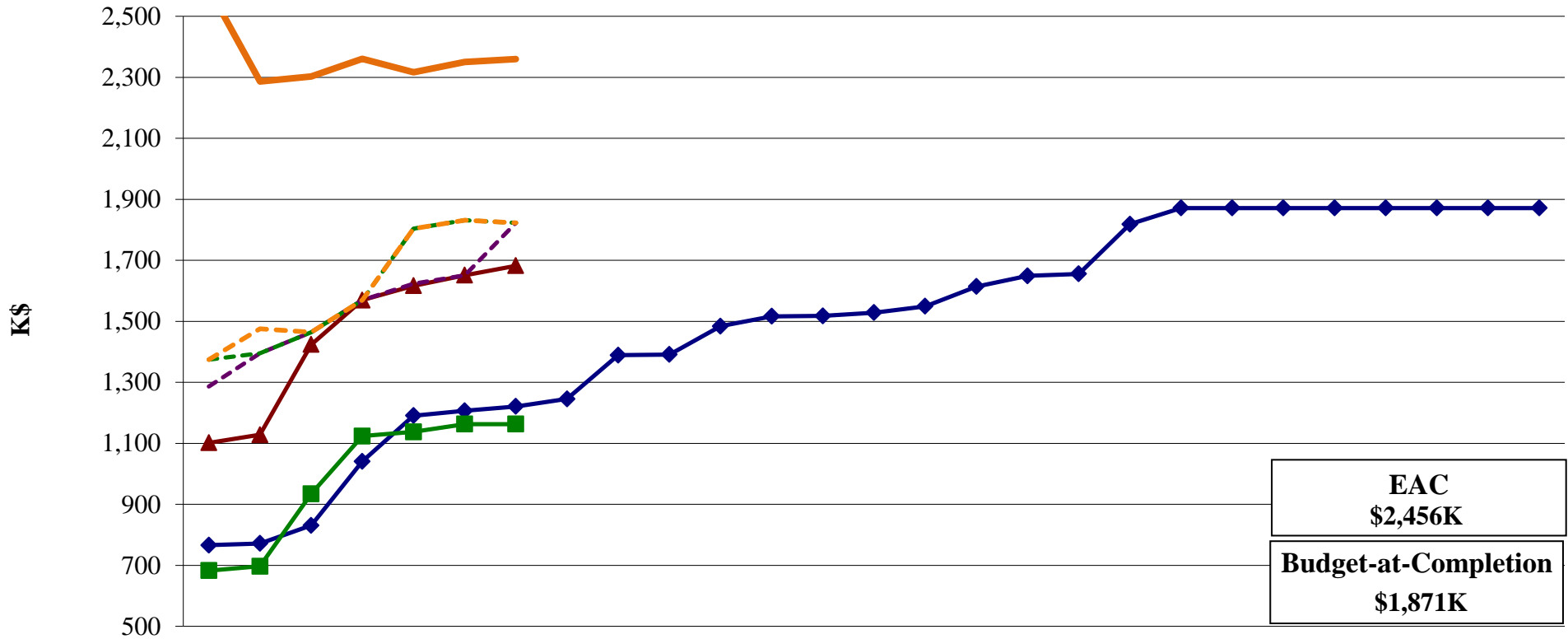


12 GeV 1.4.3.6.8 Installation Earned Value \$K



12 GeV 1.5.1 Solenoid

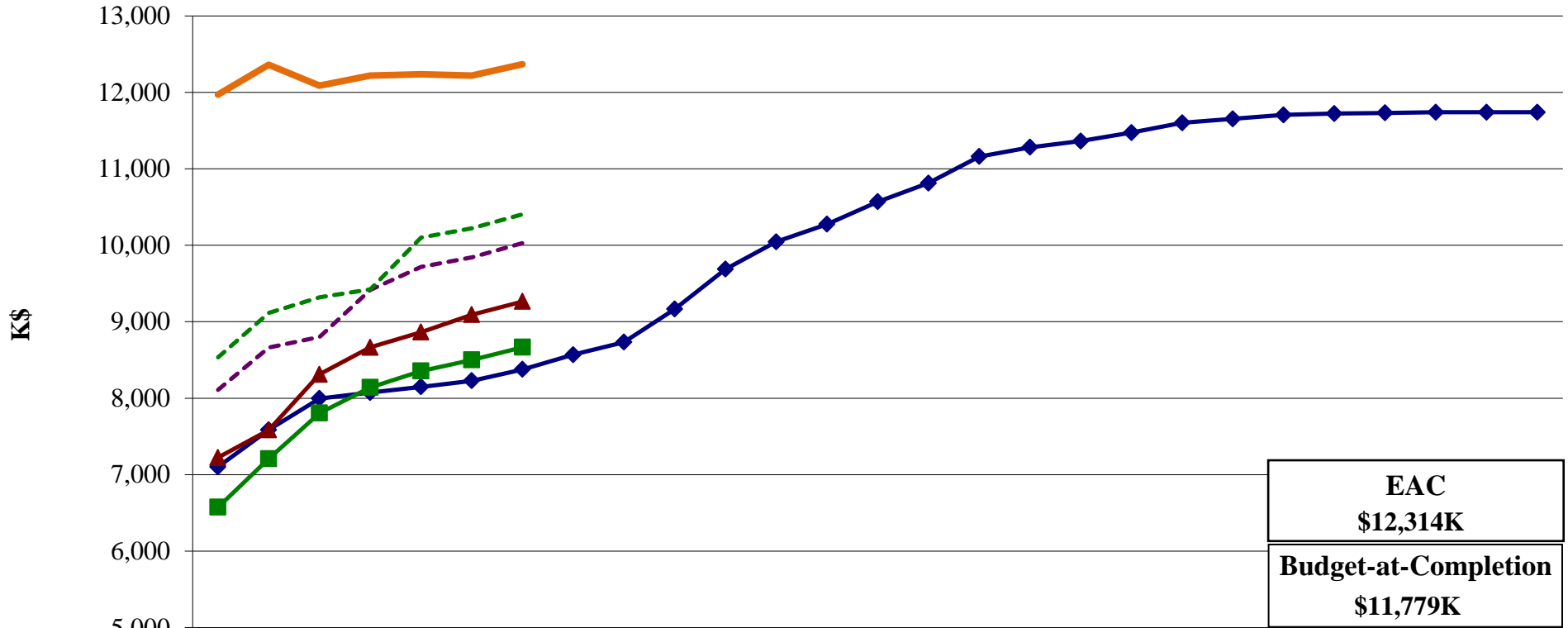
Earned Value \$K



EAC \$2,456K
Budget-at-Completion \$1,871K

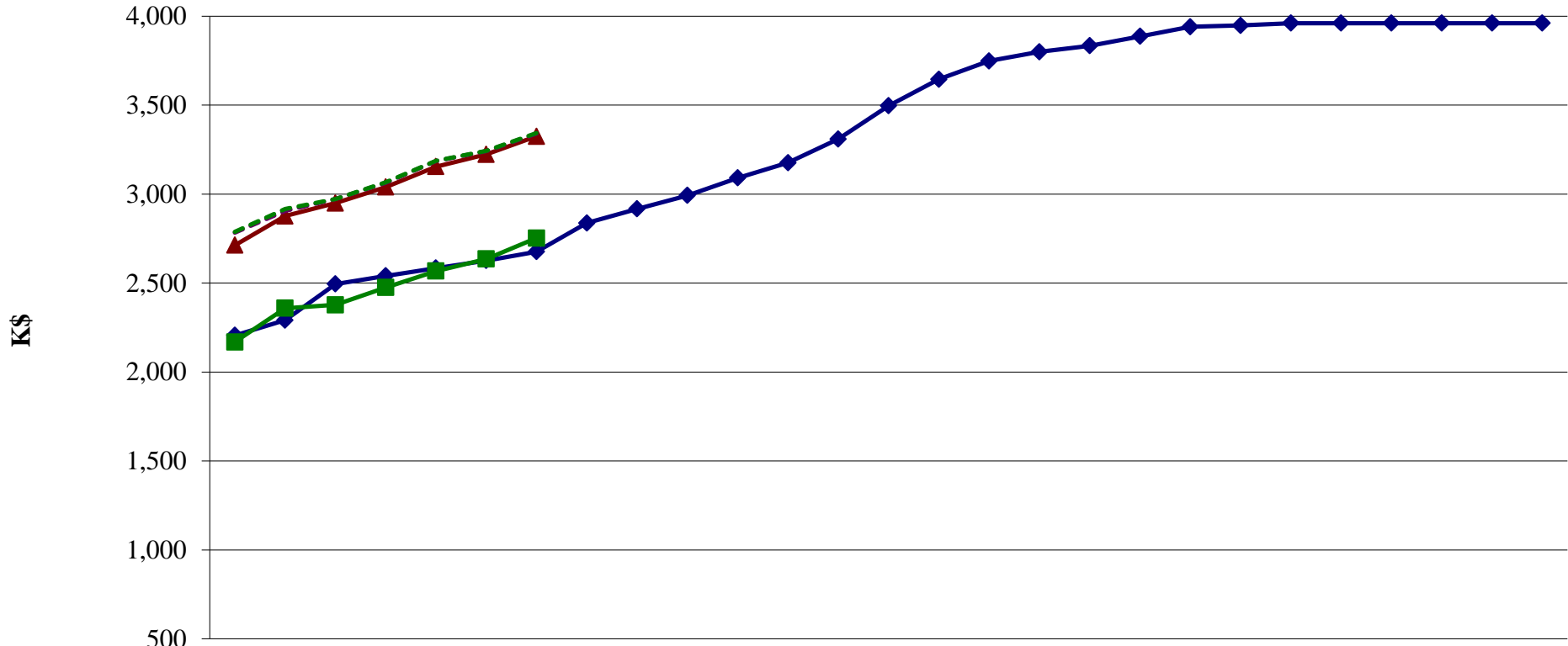
	Jul-11	Aug-11	Sep-11	Oct-11	Nov-11	Dec-11	Jan-12	Feb-12	Mar-12	Apr-12	May-12	Jun-12	Jul-12	Aug-12	Sep-12	Oct-12	Nov-12	Dec-12	Jan-13	Feb-13	Mar-13	Apr-13	May-13	Jun-13	Jul-13	Aug-13	Sep-13		
BCWS	766	771	831	1,041	1,191	1,206	1,221	1,245	1,389	1,391	1,484	1,516	1,518	1,529	1,549	1,614	1,649	1,655	1,818	1,871	1,871	1,871	1,871	1,871	1,871	1,871	1,871	1,871	
BCWP	683	697	935	1,124	1,138	1,163	1,163																						
ACWP	1,102	1,128	1,424	1,569	1,617	1,651	1,682																						
Obligated	1,286	1,395	1,464	1,570	1,623	1,651	1,823																						
Pending	1,374	1,395	1,464	1,570	1,803	1,831	1,823																						
NOFUND & FY13 PRs	1,374	1,476	1,464	1,570	1,803	1,831	1,823																						
CAM EAC	2,590	2,287	2,303	2,361	2,317	2,350	2,360																						

12 GeV 1.5.2 Detectors Earned Value \$K



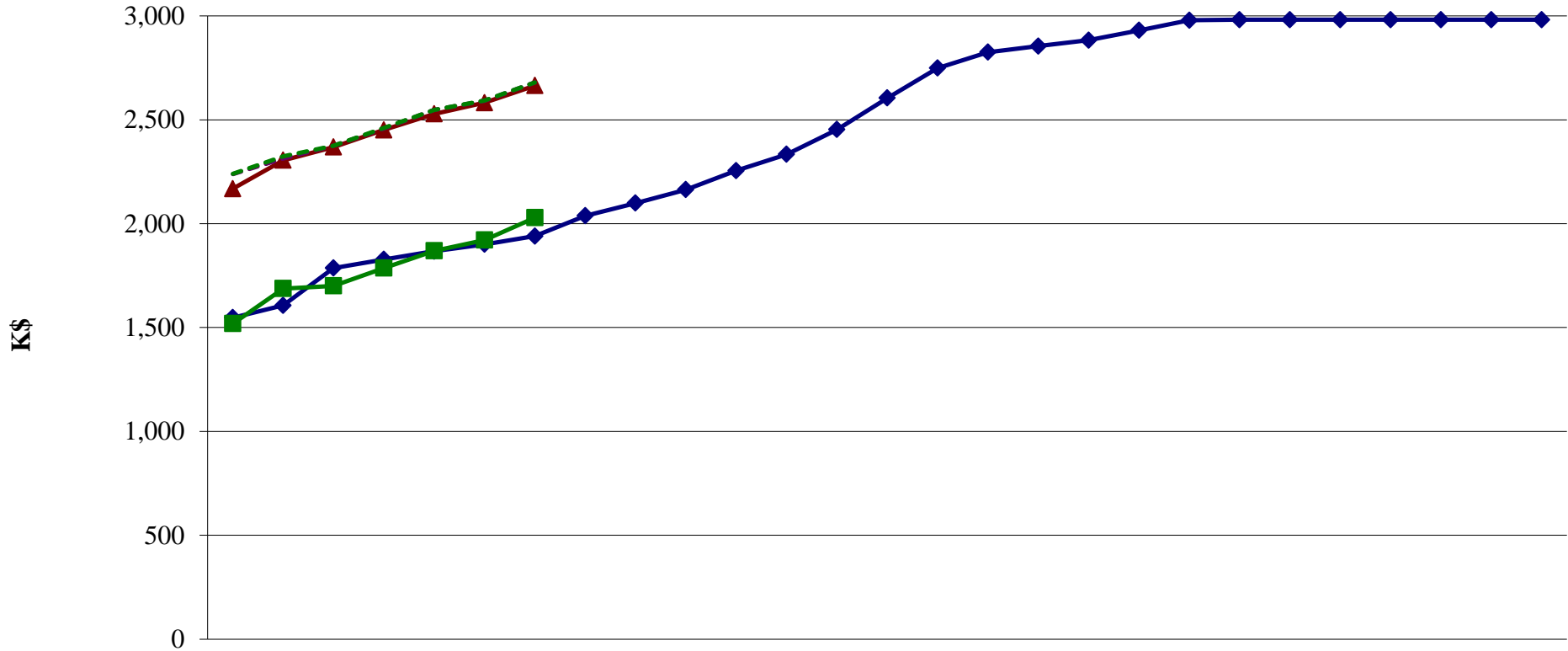
	Jul-11	Aug-11	Sep-11	Oct-11	Nov-11	Dec-11	Jan-12	Feb-12	Mar-12	Apr-12	May-12	Jun-12	Jul-12	Aug-12	Sep-12	Oct-12	Nov-12	Dec-12	Jan-13	Feb-13	Mar-13	Apr-13	May-13	Jun-13	Jul-13	Aug-13	Sep-13	
BCWS	7,102	7,586	7,996	8,074	8,148	8,228	8,376	8,568	8,733	9,166	9,688	10,046	10,275	10,570	10,813	11,161	11,282	11,363	11,473	11,602	11,653	11,706	11,722	11,731	11,739	11,739	11,739	11,739
BCWP	6,574	7,209	7,805	8,140	8,356	8,502	8,667																					
ACWP	7,224	7,584	8,313	8,665	8,865	9,092	9,265																					
Obligated	8,110	8,664	8,802	9,417	9,716	9,843	10,030																					
Pending	8,535	9,116	9,319	9,422	10,102	10,223	10,407																					
CAM EAC	11,971	12,362	12,087	12,219	12,236	12,221	12,369																					

12 GeV 1.5.2.1 Tracking Earned Value \$K



	Jul-11	Aug-11	Sep-11	Oct-11	Nov-11	Dec-11	Jan-12	Feb-12	Mar-12	Apr-12	May-12	Jun-12	Jul-12	Aug-12	Sep-12	Oct-12	Nov-12	Dec-12	Jan-13	Feb-13	Mar-13	Apr-13	May-13	Jun-13	Jul-13	Aug-13	Sep-13	
BCWS	2,206	2,291	2,494	2,540	2,584	2,626	2,677	2,837	2,917	2,993	3,091	3,176	3,310	3,496	3,646	3,748	3,800	3,834	3,887	3,940	3,948	3,961	3,961	3,961	3,961	3,961	3,961	3,961
BCWP	2,169	2,358	2,377	2,475	2,568	2,636	2,753																					
ACWP	2,713	2,877	2,950	3,040	3,154	3,223	3,324																					
Obligated	2,784	2,906	2,973	3,064	3,186	3,242	3,340																					
Pending	2,789	2,917	2,973	3,066	3,187	3,244	3,343																					

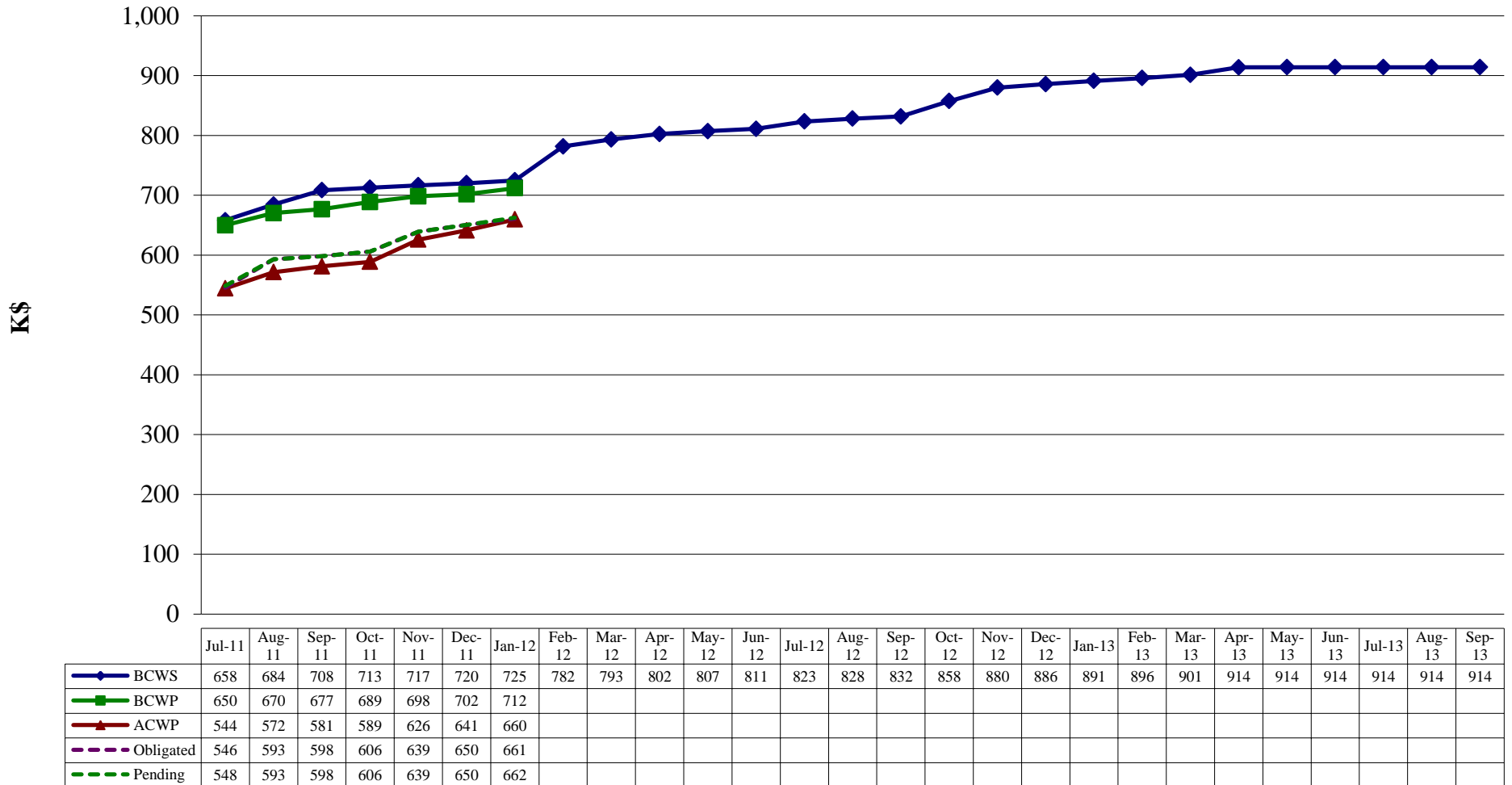
12 GeV 1.5.2.1.1 Tracking Forward Chambers Earned Value \$K



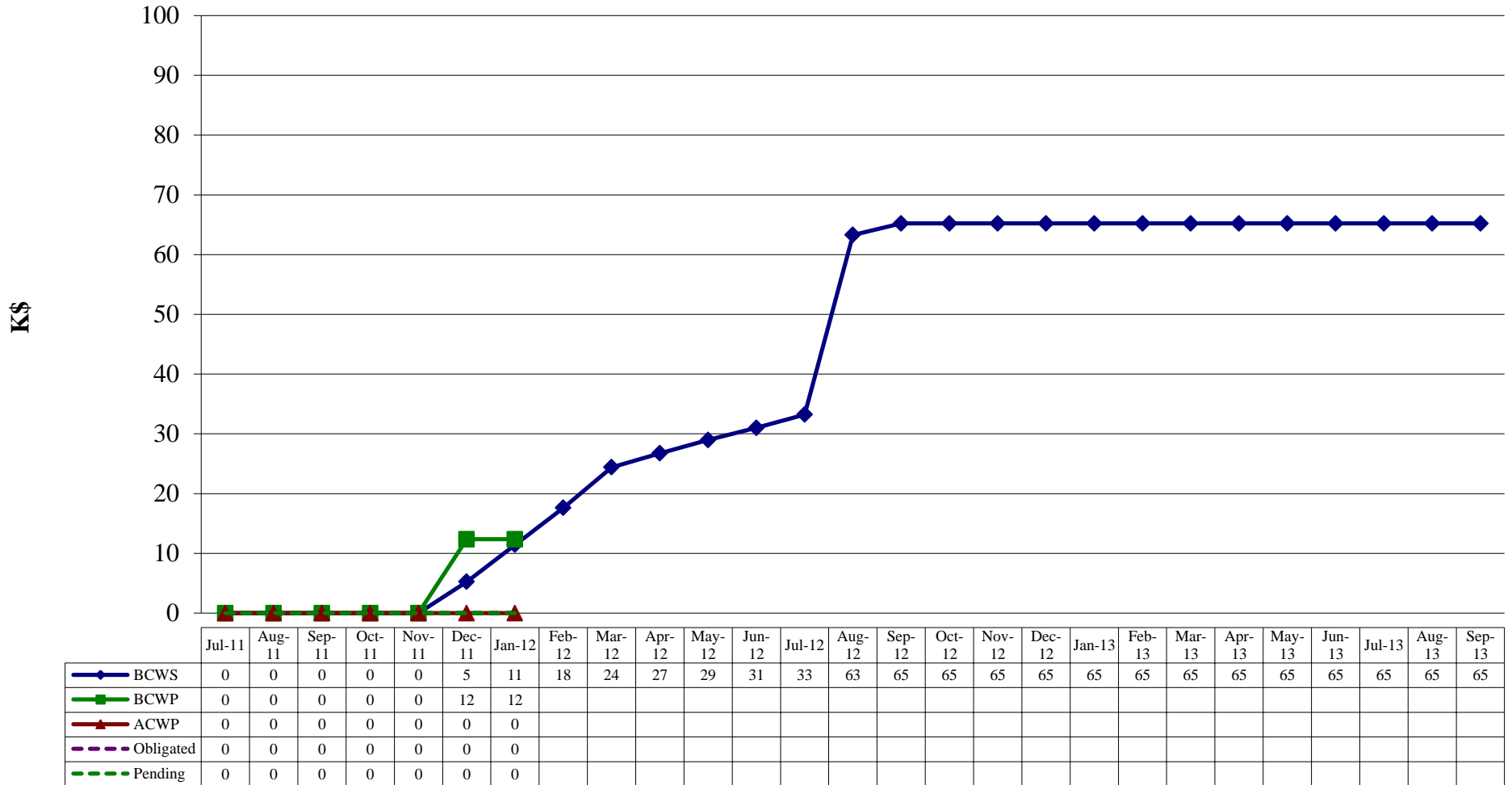
	Jul-11	Aug-11	Sep-11	Oct-11	Nov-11	Dec-11	Jan-12	Feb-12	Mar-12	Apr-12	May-12	Jun-12	Jul-12	Aug-12	Sep-12	Oct-12	Nov-12	Dec-12	Jan-13	Feb-13	Mar-13	Apr-13	May-13	Jun-13	Jul-13	Aug-13	Sep-13	
BCWS	1,548	1,607	1,786	1,828	1,867	1,901	1,940	2,038	2,099	2,164	2,255	2,334	2,453	2,605	2,749	2,826	2,854	2,883	2,931	2,979	2,982	2,982	2,982	2,982	2,982	2,982	2,982	2,982
BCWP	1,519	1,688	1,701	1,786	1,869	1,922	2,029																					
ACWP	2,169	2,305	2,369	2,451	2,528	2,582	2,665																					
Obligated	2,238	2,313	2,375	2,458	2,547	2,592	2,679																					
Pending	2,240	2,324	2,375	2,460	2,548	2,593	2,680																					

12 GeV 1.5.2.1.2 Tracking Central Chambers

Earned Value \$K

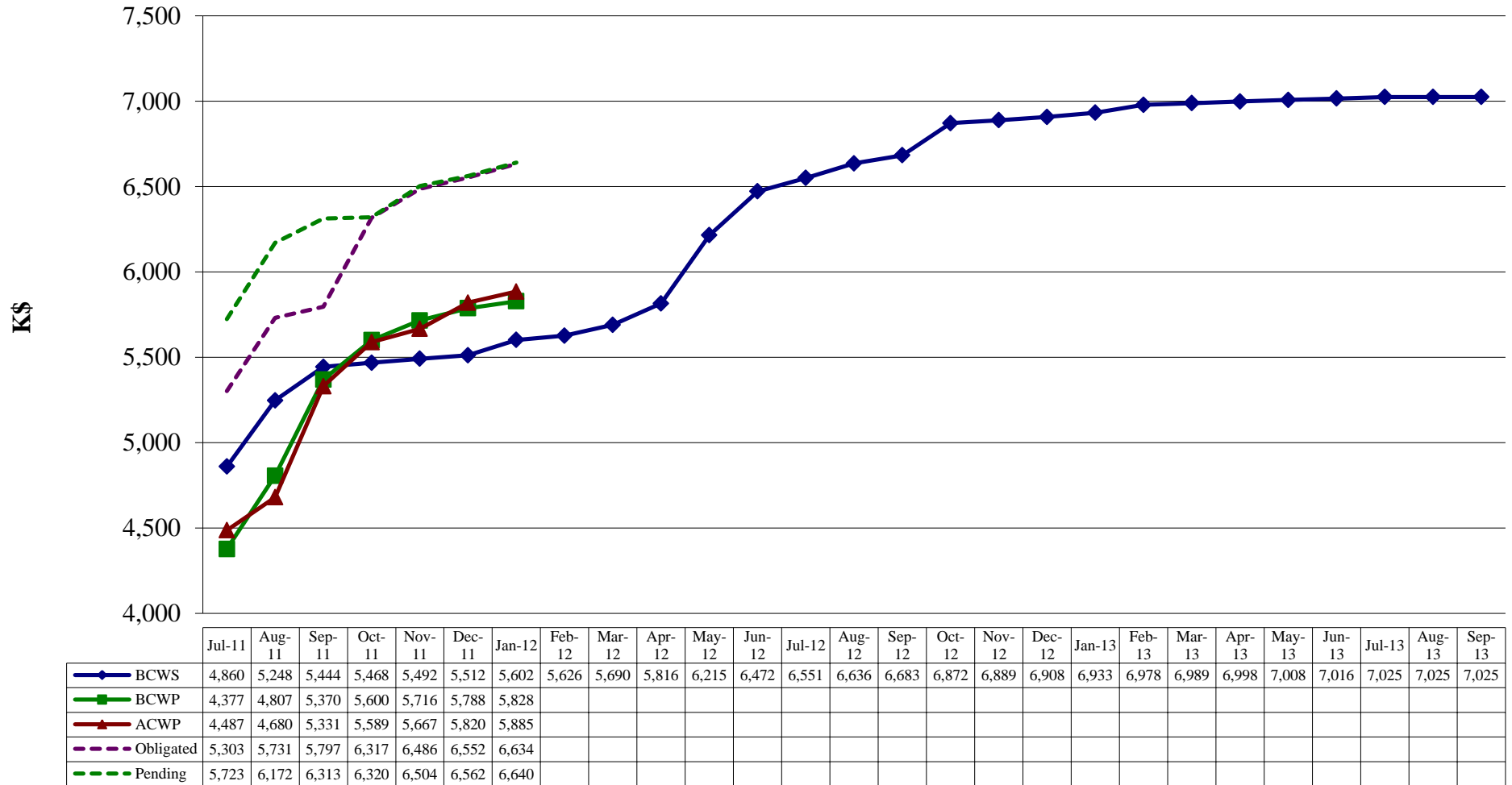


12 GeV 1.5.2.1.3 Tracking Start Counter Earned Value \$K

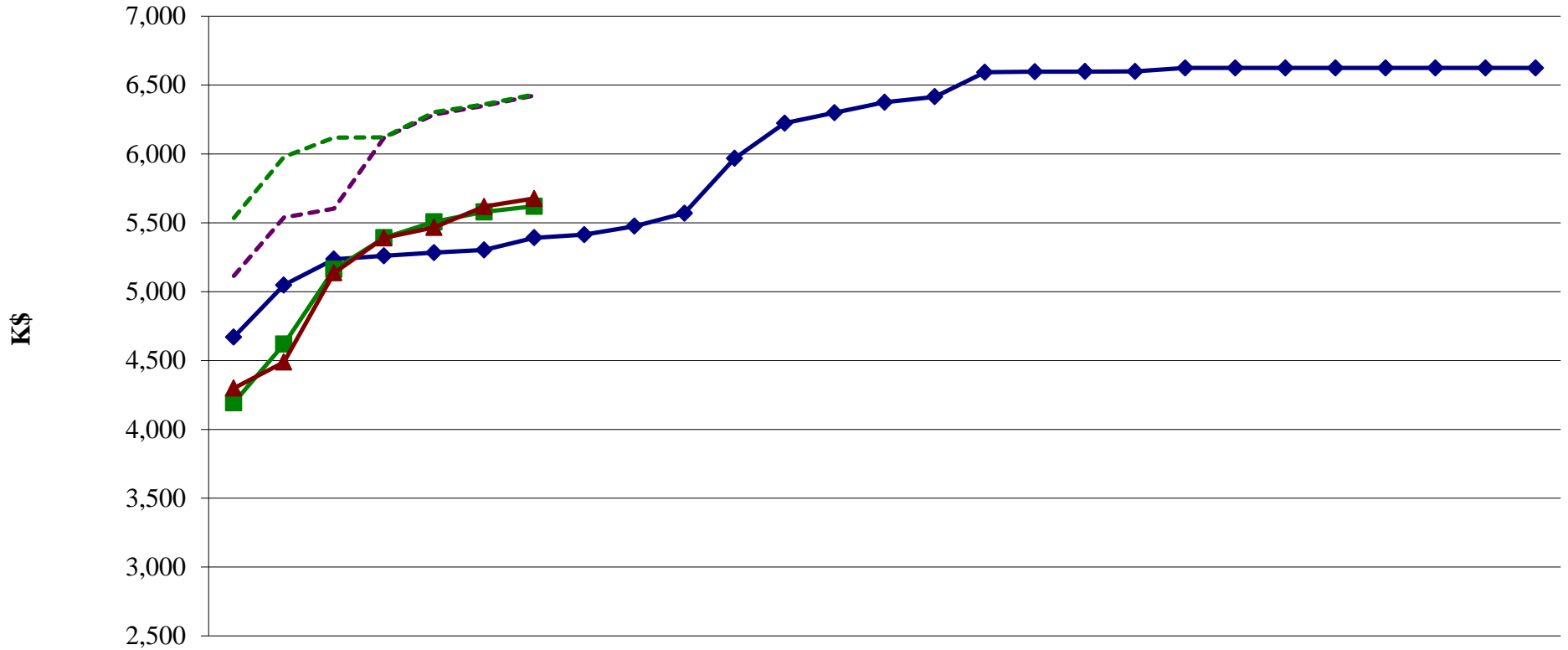


12 GeV 1.5.2.2 Calorimetry

Earned Value \$K

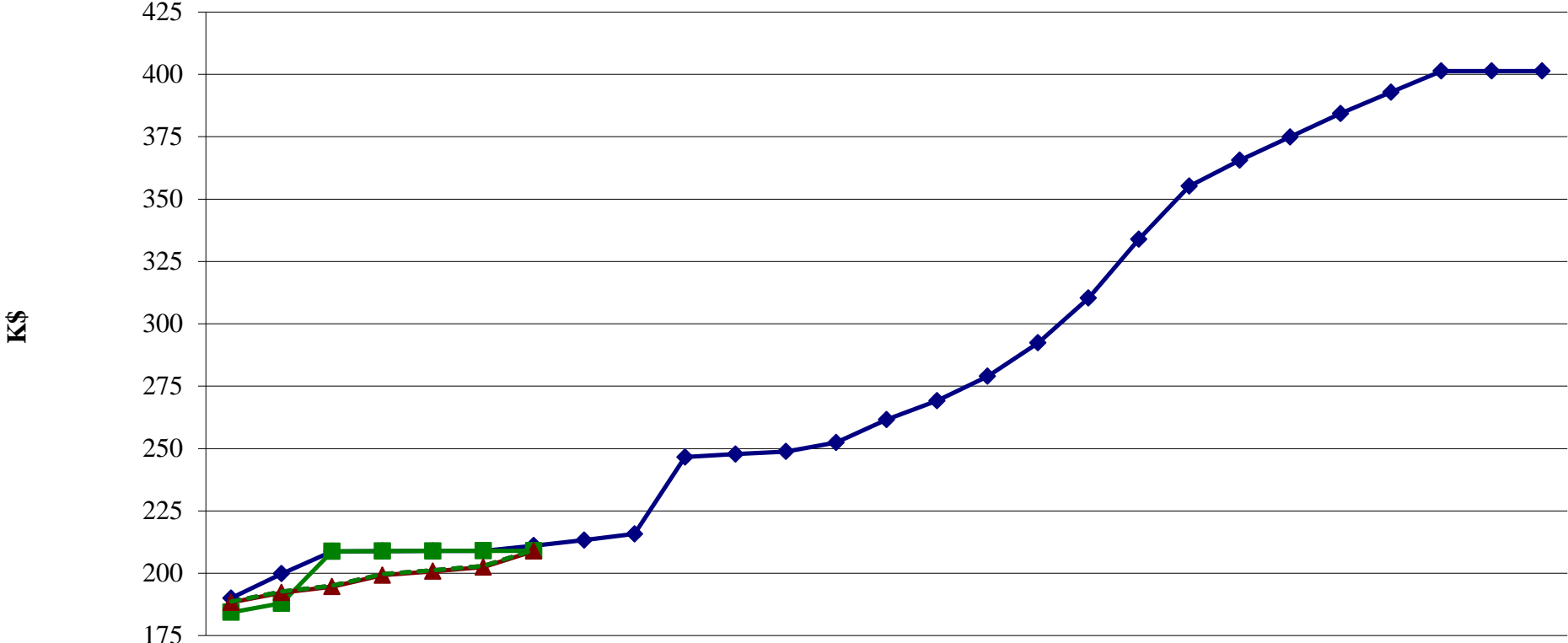


12 GeV 1.5.2.2.1 Barrel Calorimeter Earned Value \$K



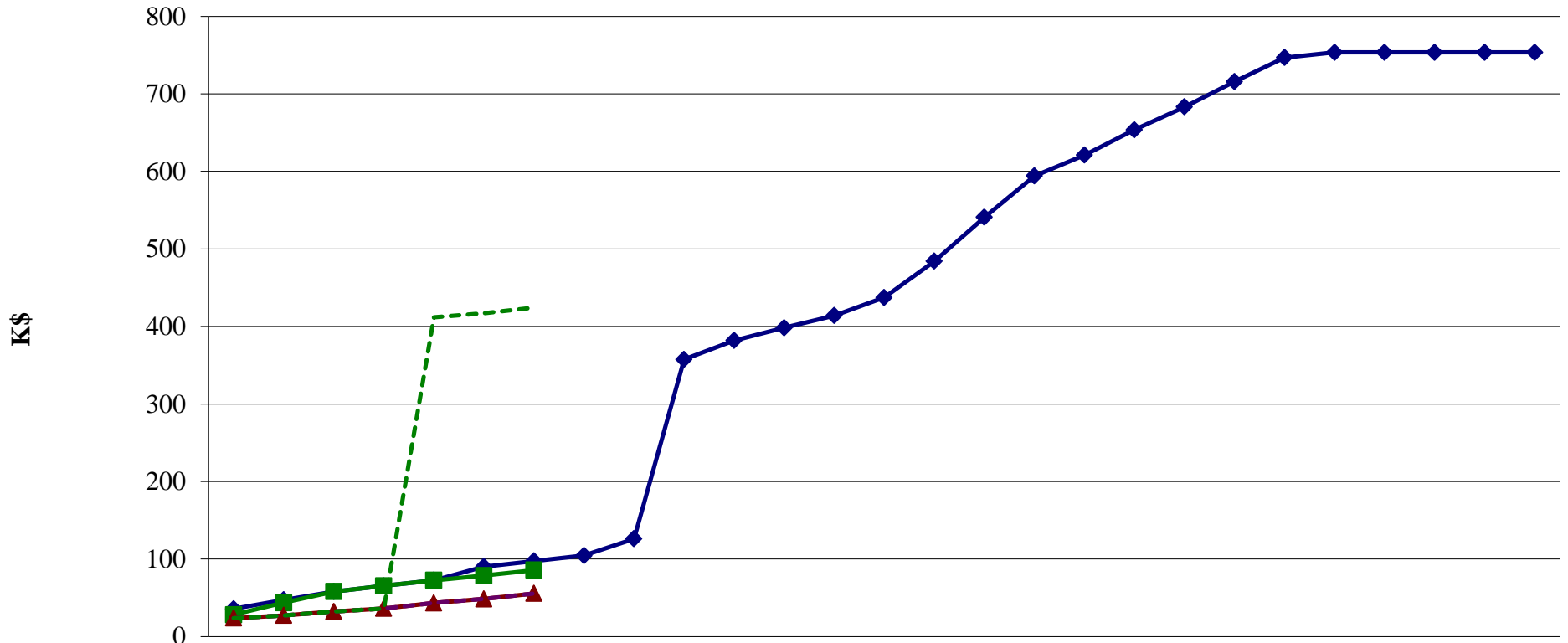
	Jul-11	Aug-11	Sep-11	Oct-11	Nov-11	Dec-11	Jan-12	Feb-12	Mar-12	Apr-12	May-12	Jun-12	Jul-12	Aug-12	Sep-12	Oct-12	Nov-12	Dec-12	Jan-13	Feb-13	Mar-13	Apr-13	May-13	Jun-13	Jul-13	Aug-13	Sep-13		
BCWS	4,670	5,048	5,235	5,259	5,283	5,303	5,391	5,413	5,474	5,569	5,967	6,223	6,298	6,374	6,414	6,593	6,596	6,597	6,599	6,623	6,623	6,623	6,623	6,623	6,623	6,623	6,623	6,623	6,623
BCWP	4,193	4,619	5,161	5,391	5,507	5,579	5,619																						
ACWP	4,299	4,488	5,136	5,390	5,466	5,617	5,676																						
Obligated	5,114	5,538	5,602	6,118	6,285	6,349	6,424																						
Pending	5,534	5,979	6,118	6,120	6,303	6,359	6,431																						

12 GeV 1.5.2.2.2 Forward Calorimeter Earned Value \$K



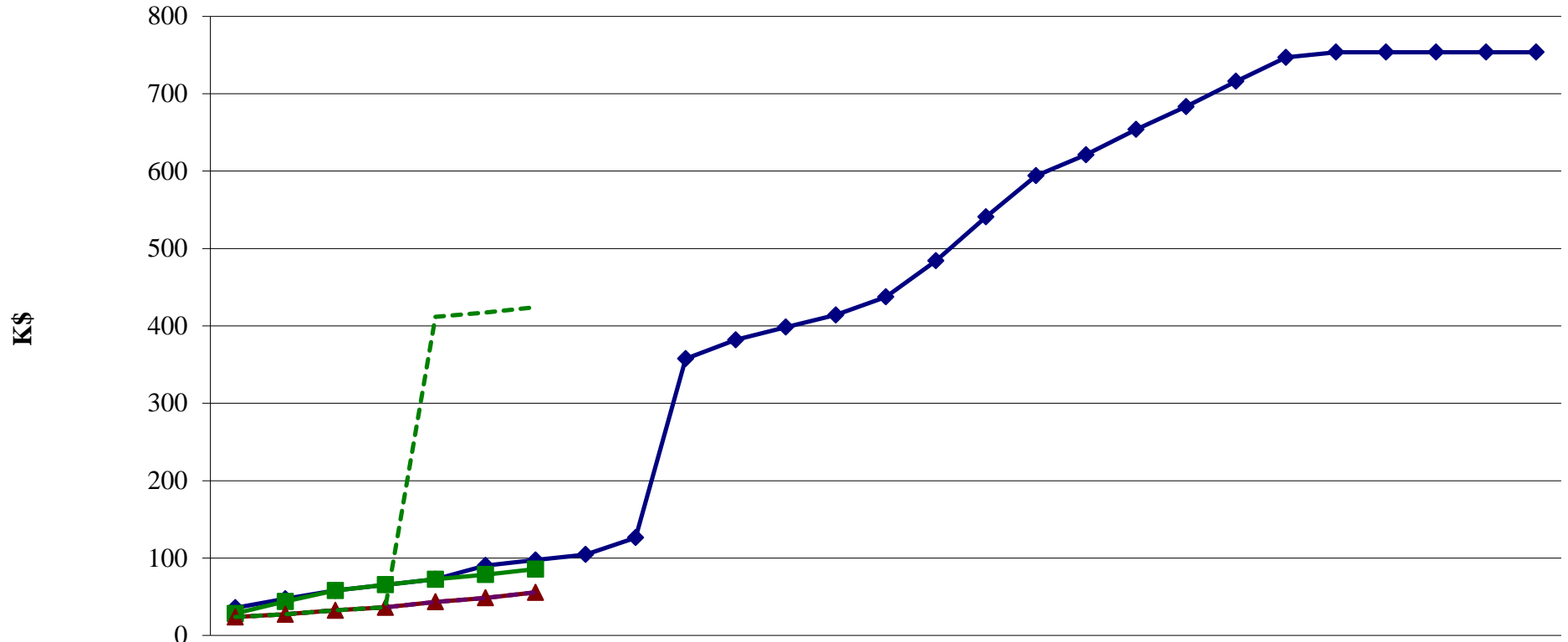
	Jul-11	Aug-11	Sep-11	Oct-11	Nov-11	Dec-11	Jan-12	Feb-12	Mar-12	Apr-12	May-12	Jun-12	Jul-12	Aug-12	Sep-12	Oct-12	Nov-12	Dec-12	Jan-13	Feb-13	Mar-13	Apr-13	May-13	Jun-13	Jul-13	Aug-13	Sep-13
BCWS	190	200	209	209	209	209	211	213	216	247	248	249	252	262	269	279	292	310	334	355	366	375	384	393	401	401	401
BCWP	184	188	209	209	209	209	209																				
ACWP	188	192	195	199	201	202	209																				
Obligated	189	193	195	200	201	203	209																				
Pending	189	193	195	200	201	203	209																				

12 GeV 1.5.2.3 Particle ID Earned Value \$K



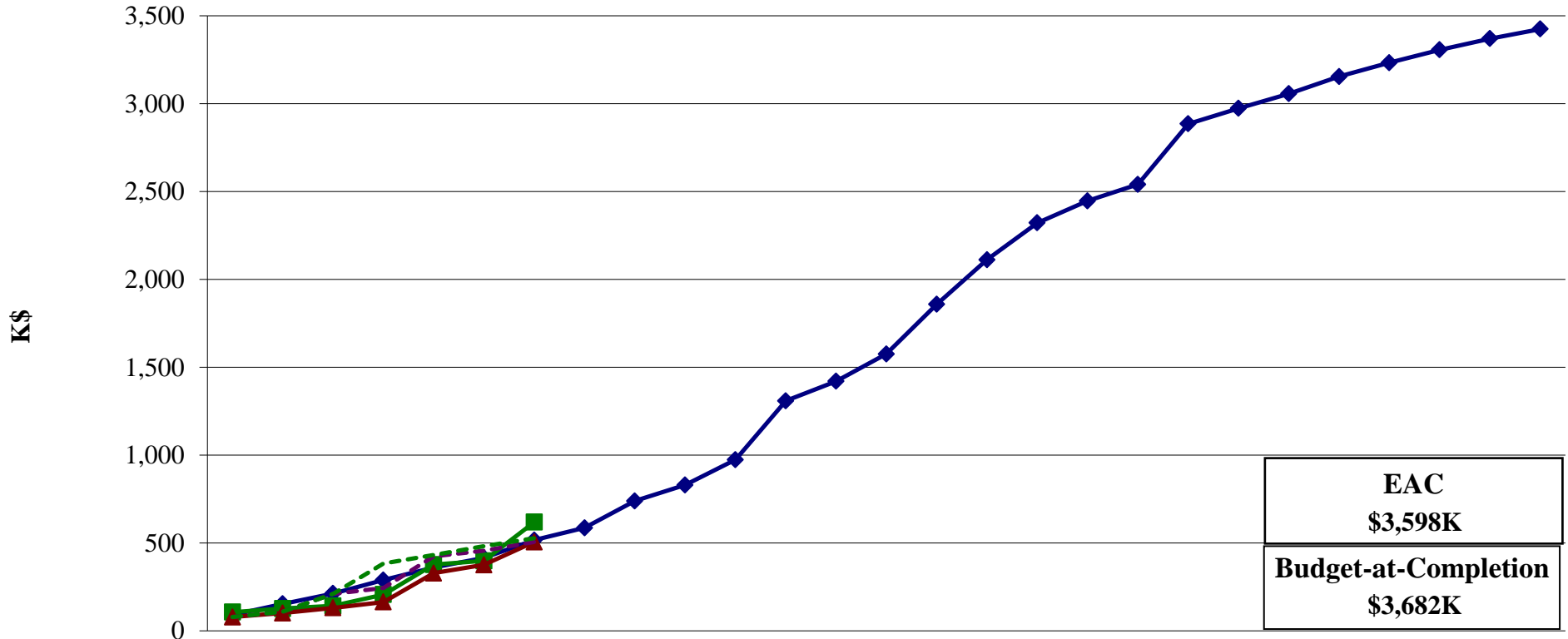
	Jul-11	Aug-11	Sep-11	Oct-11	Nov-11	Dec-11	Jan-12	Feb-12	Mar-12	Apr-12	May-12	Jun-12	Jul-12	Aug-12	Sep-12	Oct-12	Nov-12	Dec-12	Jan-13	Feb-13	Mar-13	Apr-13	May-13	Jun-13	Jul-13	Aug-13	Sep-13	
BCWS	36	47	58	65	73	90	97	105	126	358	382	398	414	437	484	541	594	621	654	683	716	747	754	754	754	754	754	754
BCWP	28	44	58	65	73	79	86																					
ACWP	24	27	32	36	43	49	56																					
Obligated	24	27	32	36	43	49	56																					
Pending	24	27	32	36	412	417	424																					

12 GeV 1.5.2.3.1 Particle ID Time-of-Flight Earned Value \$K



	Jul-11	Aug-11	Sep-11	Oct-11	Nov-11	Dec-11	Jan-12	Feb-12	Mar-12	Apr-12	May-12	Jun-12	Jul-12	Aug-12	Sep-12	Oct-12	Nov-12	Dec-12	Jan-13	Feb-13	Mar-13	Apr-13	May-13	Jun-13	Jul-13	Aug-13	Sep-13	
BCWS	36	47	58	65	73	90	97	105	126	358	382	398	414	437	484	541	594	621	654	683	716	747	754	754	754	754	754	754
BCWP	28	44	58	65	73	79	86																					
ACWP	24	27	32	36	43	49	56																					
Obligated	24	27	32	36	43	49	56																					
Pending	24	27	32	36	412	417	424																					

12 GeV 1.5.3 Computing Earned Value \$K

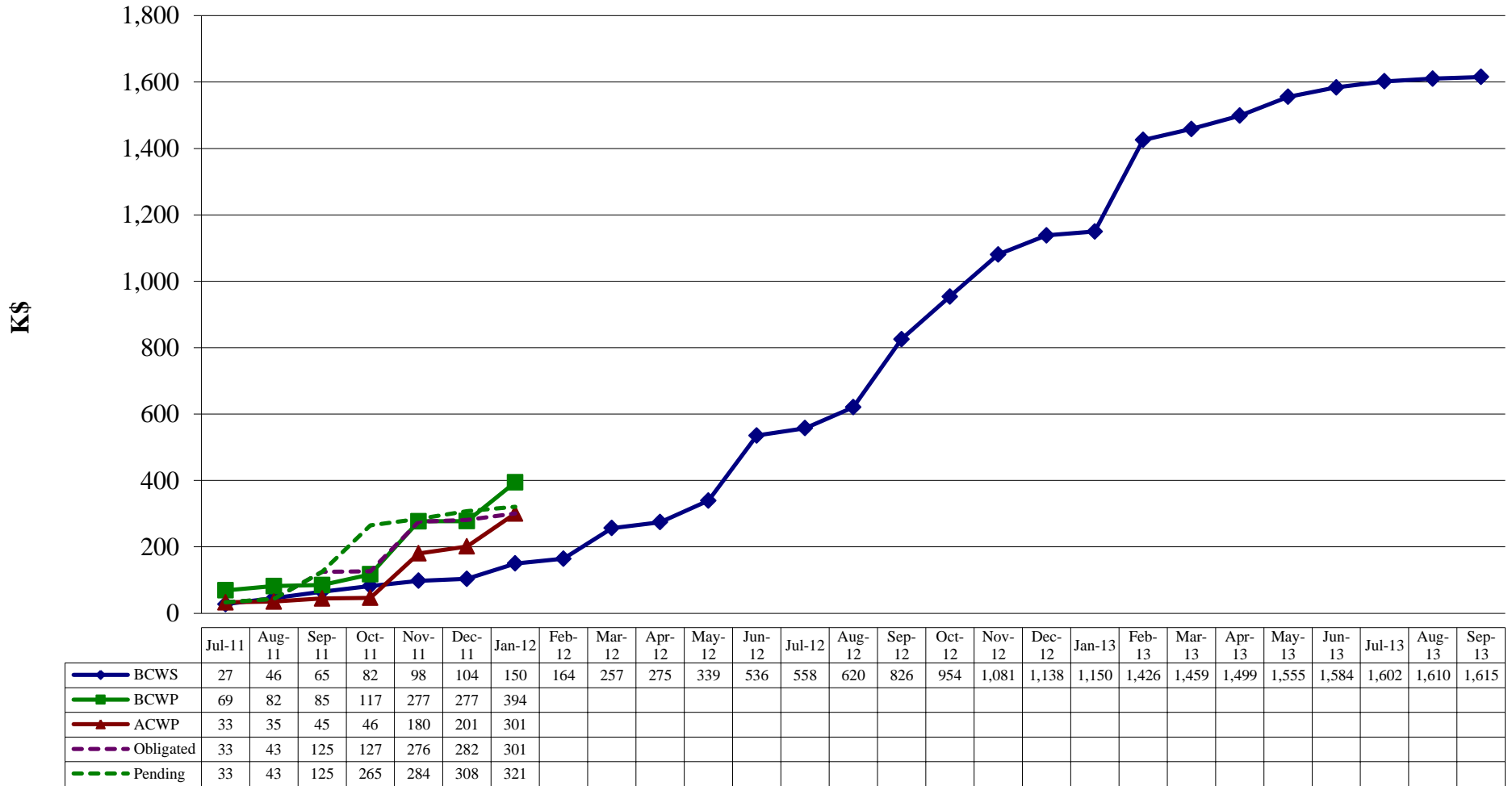


EAC \$3,598K
Budget-at-Completion \$3,682K

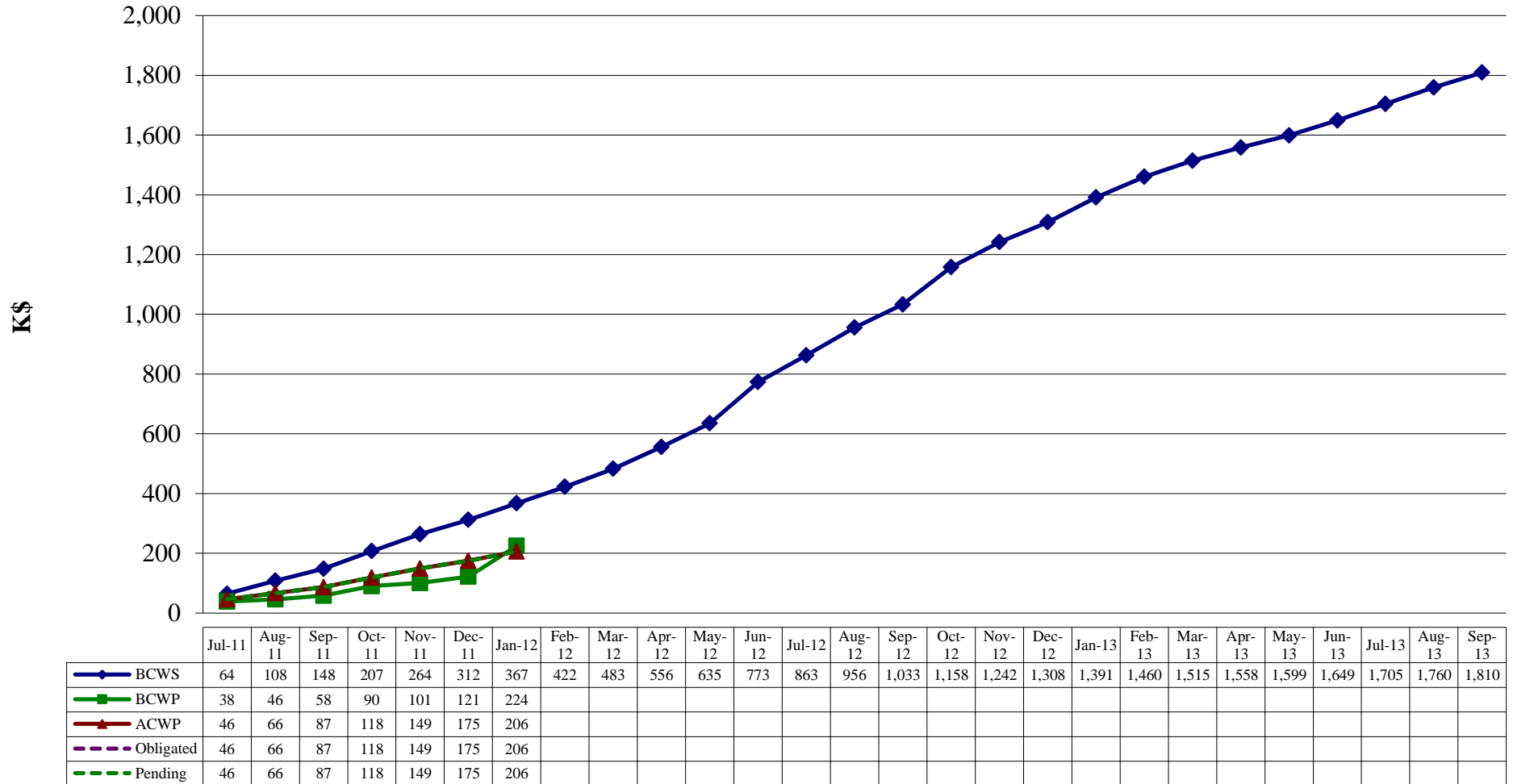
	Jul-11	Aug-11	Sep-11	Oct-11	Nov-11	Dec-11	Jan-12	Feb-12	Mar-12	Apr-12	May-12	Jun-12	Jul-12	Aug-12	Sep-12	Oct-12	Nov-12	Dec-12	Jan-13	Feb-13	Mar-13	Apr-13	May-13	Jun-13	Jul-13	Aug-13	Sep-13	
BCWS	91	154	213	290	362	415	517	586	739	831	974	1,309	1,420	1,576	1,858	2,112	2,322	2,447	2,541	2,886	2,973	3,057	3,155	3,233	3,307	3,370	3,425	
BCWP	107	127	143	207	377	399	619																					
ACWP	79	102	131	165	329	376	506																					
Obligated	79	110	211	245	425	456	506																					
Pending	79	110	211	383	433	482	527																					
CAM EAC	3,655	3,655	3,658	3,670	3,640	3,634	3,659																					

12 GeV 1.5.3.1 DAQ

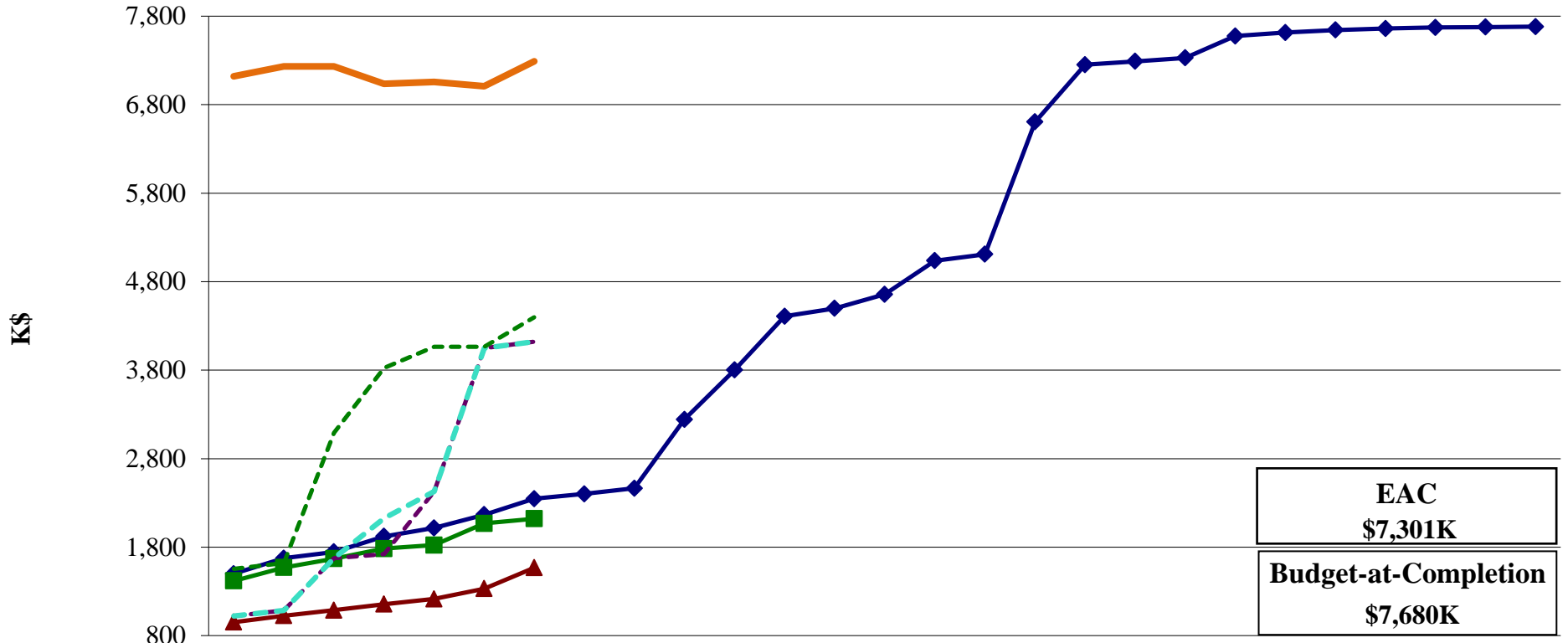
Earned Value \$K



12 GeV 1.5.3.2 Online Computing Earned Value \$K



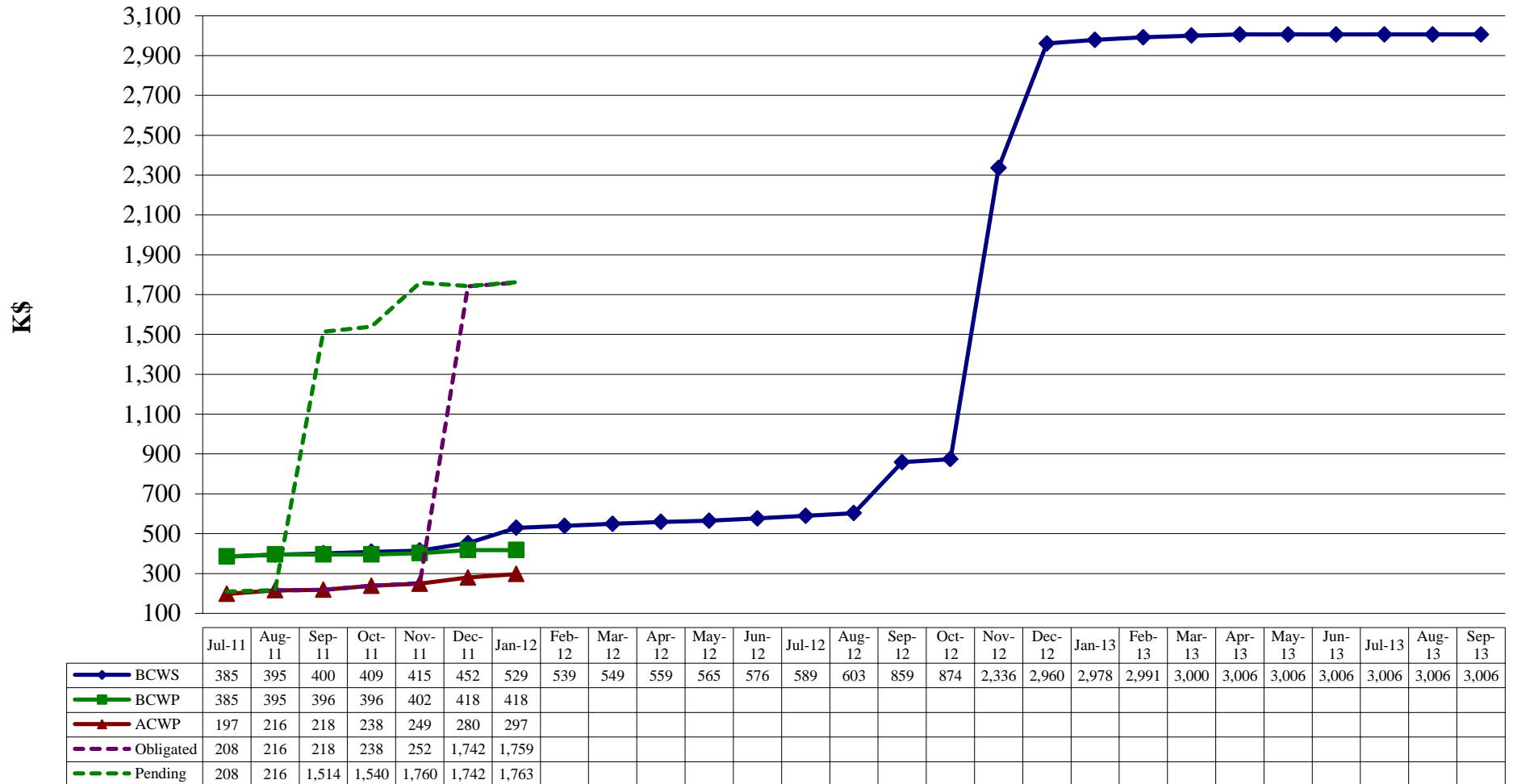
12 GeV 1.5.4 Electronics Earned Value \$K



	Jul-11	Aug-11	Sep-11	Oct-11	Nov-11	Dec-11	Jan-12	Feb-12	Mar-12	Apr-12	May-12	Jun-12	Jul-12	Aug-12	Sep-12	Oct-12	Nov-12	Dec-12	Jan-13	Feb-13	Mar-13	Apr-13	May-13	Jun-13	Jul-13	Aug-13	Sep-13	
BCWS	1,500	1,676	1,746	1,922	2,017	2,167	2,347	2,401	2,466	3,243	3,802	4,409	4,498	4,657	5,037	5,109	6,604	7,251	7,289	7,327	7,575	7,614	7,644	7,660	7,672	7,676	7,680	
BCWP	1,420	1,571	1,671	1,785	1,823	2,069	2,121																					
ACWP	954	1,026	1,088	1,156	1,216	1,332	1,568																					
Obligated	1,023	1,087	1,675	1,722	2,429	4,049	4,121																					
FY12 Phase POs	1,023	1,087	1,675	2,128	2,429	4,049	4,121																					
Pending	1,555	1,622	3,093	3,826	4,065	4,063	4,399																					
CAM EAC	7,121	7,231	7,231	7,035	7,055	7,007	7,290																					

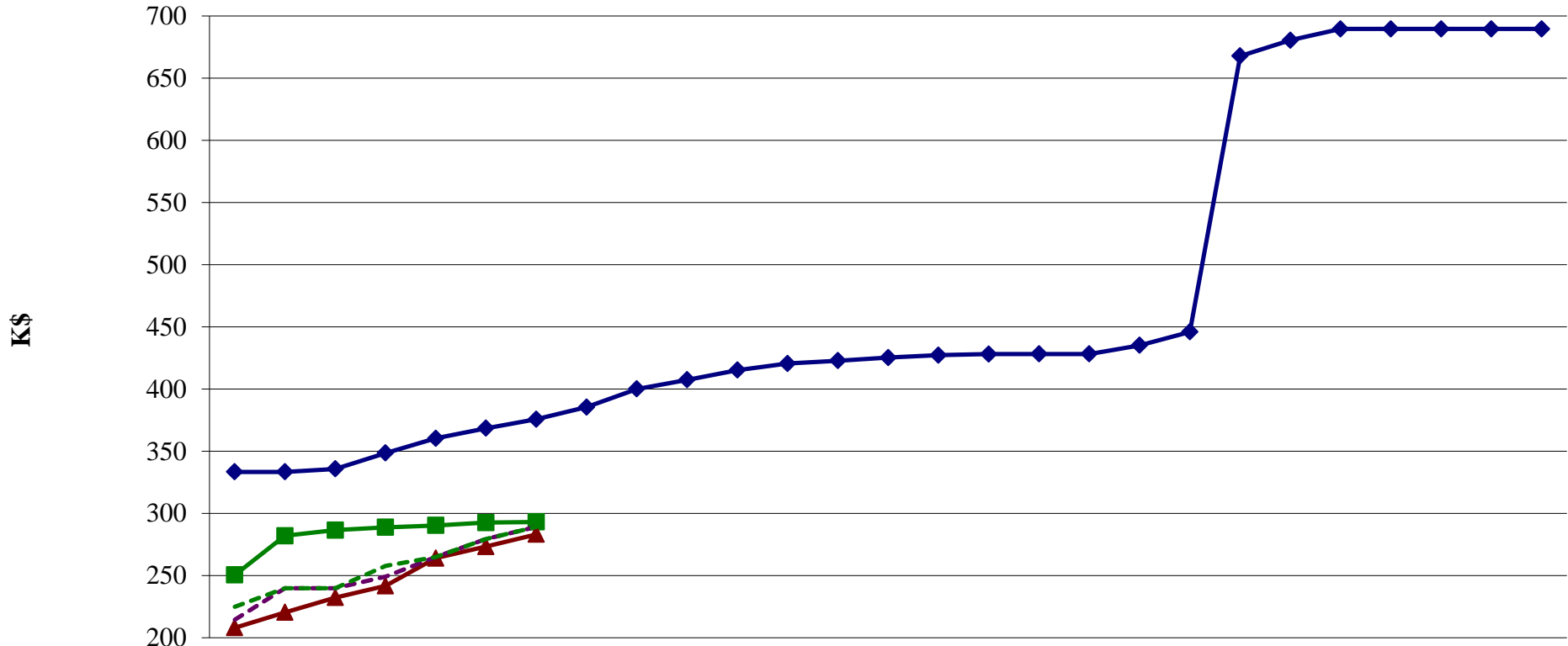
EAC
\$7,301K
Budget-at-Completion
\$7,680K

12 GeV 1.5.4.1 FADC Earned Value \$K



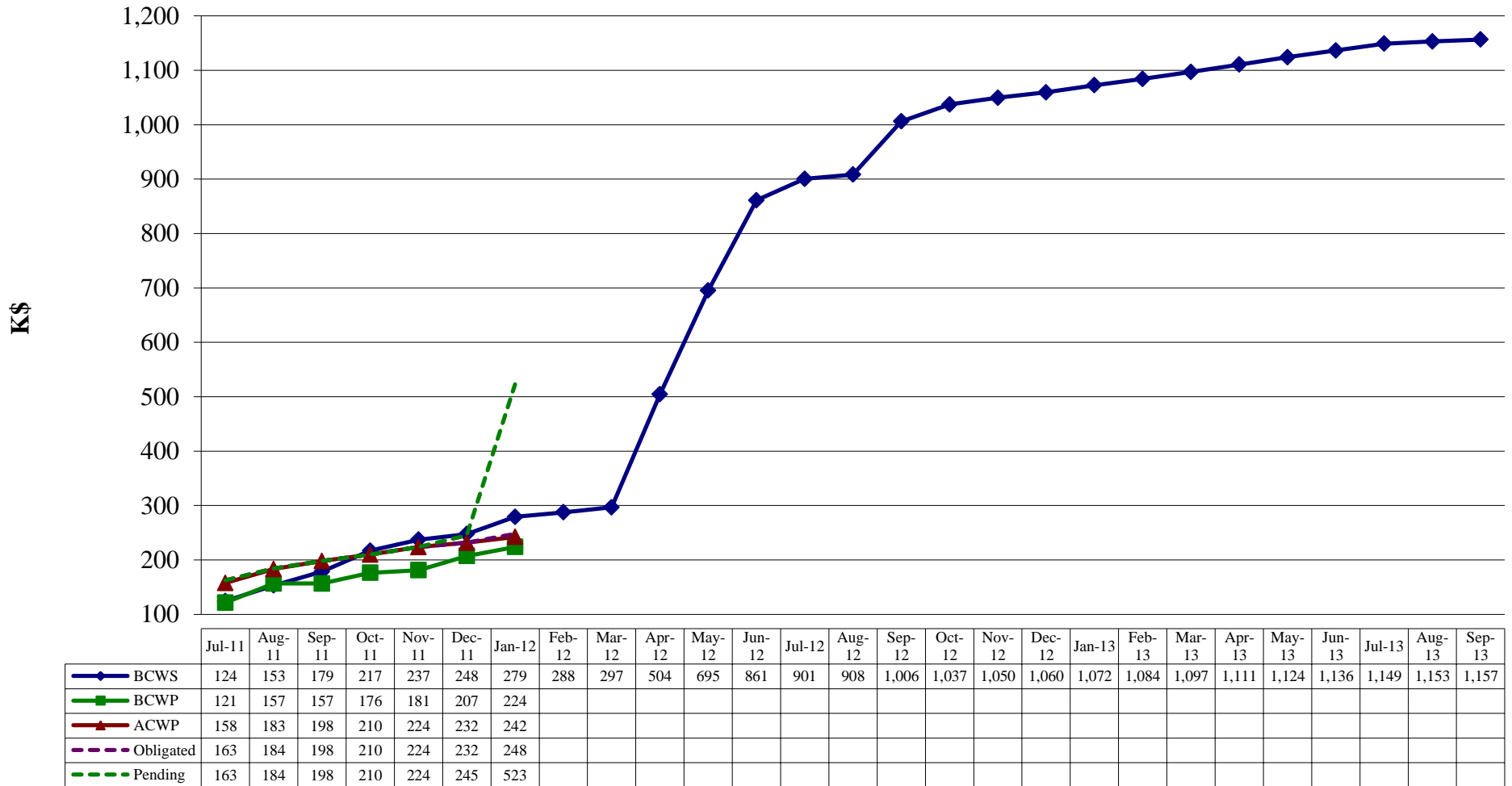
12 GeV 1.5.4.2 TDC

Earned Value \$K



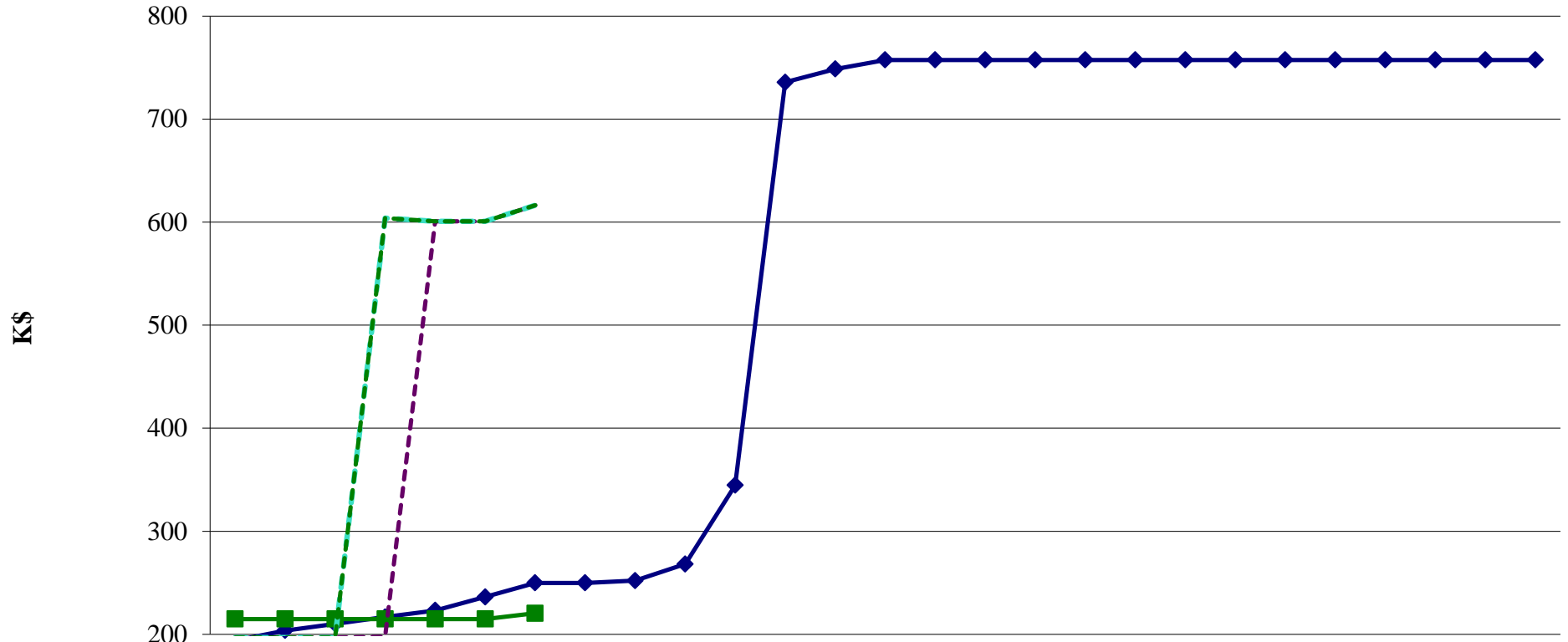
	Jul-11	Aug-11	Sep-11	Oct-11	Nov-11	Dec-11	Jan-12	Feb-12	Mar-12	Apr-12	May-12	Jun-12	Jul-12	Aug-12	Sep-12	Oct-12	Nov-12	Dec-12	Jan-13	Feb-13	Mar-13	Apr-13	May-13	Jun-13	Jul-13	Aug-13	Sep-13	
BCWS	333	333	336	349	360	369	376	386	400	407	415	421	423	425	427	428	428	428	435	446	668	680	690	690	690	690	690	690
BCWP	251	282	287	289	290	293	293																					
ACWP	208	220	232	242	264	273	283																					
Obligated	215	240	240	249	265	279	289																					
Pending	225	240	240	258	265	279	289																					

12 GeV 1.5.4.3 Trigger Earned Value \$K



12 GeV 1.5.4.4 Crates/Racks

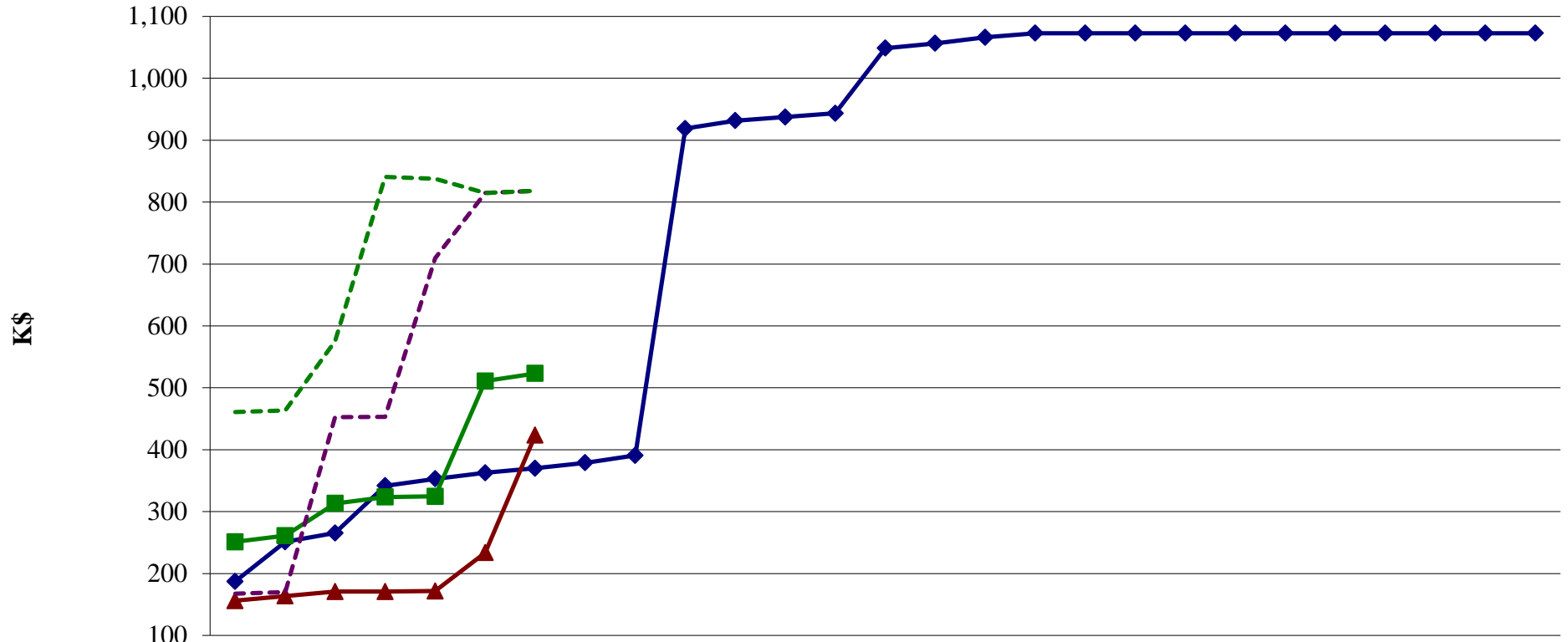
Earned Value \$K



	Jul-11	Aug-11	Sep-11	Oct-11	Nov-11	Dec-11	Jan-12	Feb-12	Mar-12	Apr-12	May-12	Jun-12	Jul-12	Aug-12	Sep-12	Oct-12	Nov-12	Dec-12	Jan-13	Feb-13	Mar-13	Apr-13	May-13	Jun-13	Jul-13	Aug-13	Sep-13	
BCWS	194	204	210	217	223	236	250	250	252	268	345	736	749	757	757	757	757	757	757	757	757	757	757	757	757	757	757	757
BCWP	215	215	215	215	215	215	220																					
ACWP	197	197	197	198	198	198	198																					
Obligated	197	197	197	198	601	601	616																					
FY12 Phase POs	197	197	197	604	601	601	616																					
Pending	197	197	197	604	601	601	616																					

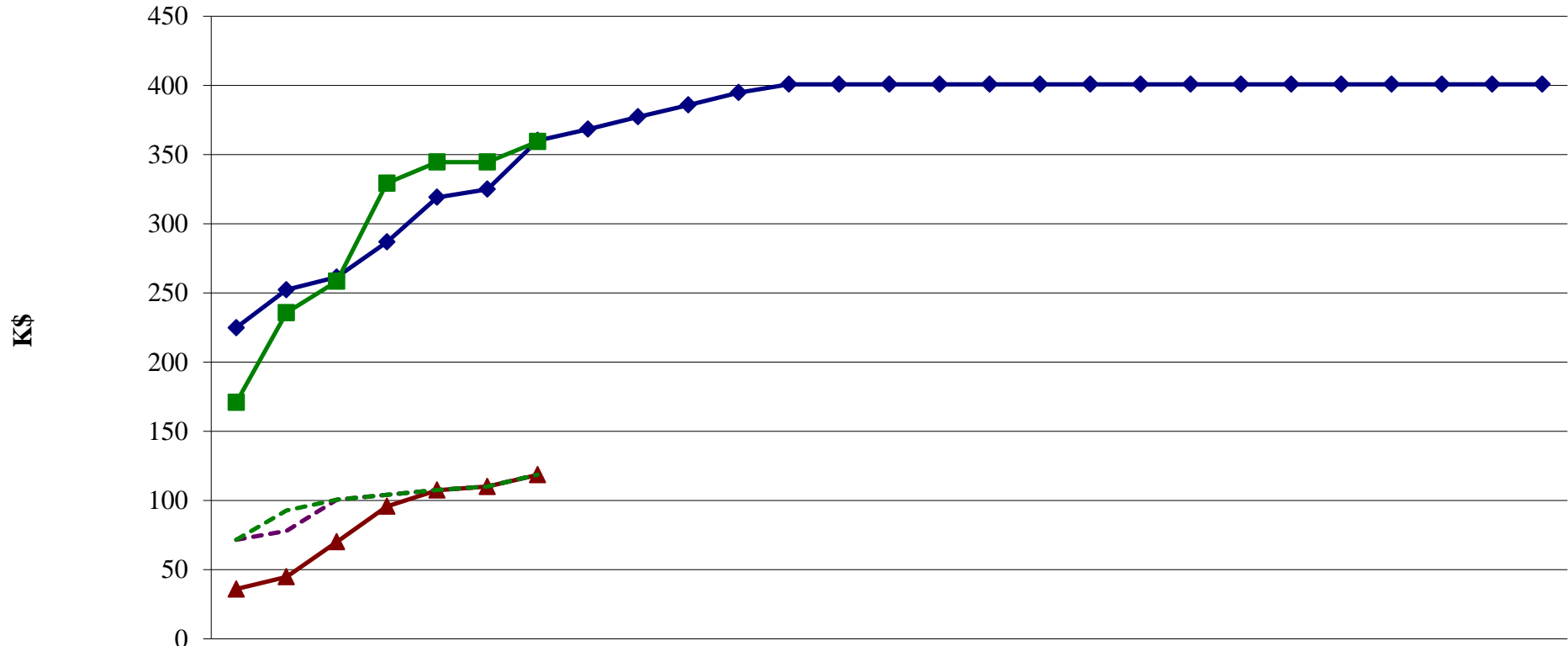
12 GeV 1.5.4.5 Logic, HV

Earned Value \$K



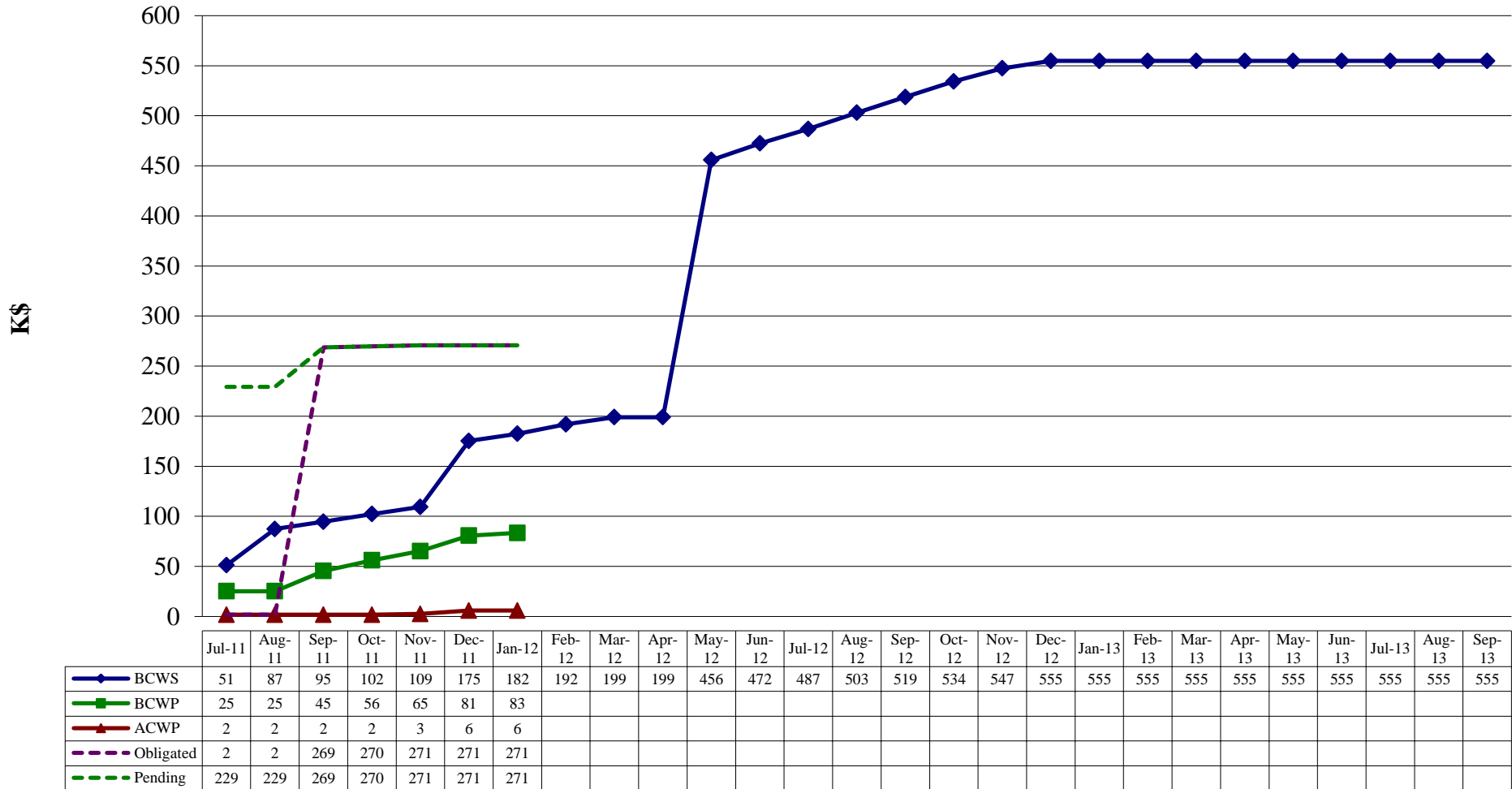
	Jul-11	Aug-11	Sep-11	Oct-11	Nov-11	Dec-11	Jan-12	Feb-12	Mar-12	Apr-12	May-12	Jun-12	Jul-12	Aug-12	Sep-12	Oct-12	Nov-12	Dec-12	Jan-13	Feb-13	Mar-13	Apr-13	May-13	Jun-13	Jul-13	Aug-13	Sep-13	
BCWS	187	251	265	342	353	363	370	379	391	919	931	937	943	1,048	1,056	1,066	1,073	1,073	1,073	1,073	1,073	1,073	1,073	1,073	1,073	1,073	1,073	1,073
BCWP	251	261	313	324	325	511	523																					
ACWP	156	164	171	171	172	234	423																					
Obligated	167	170	453	453	710	815	818																					
Pending	461	464	575	841	838	815	818																					

12 GeV 1.5.4.6 Detectors Electronics Earned Value \$K



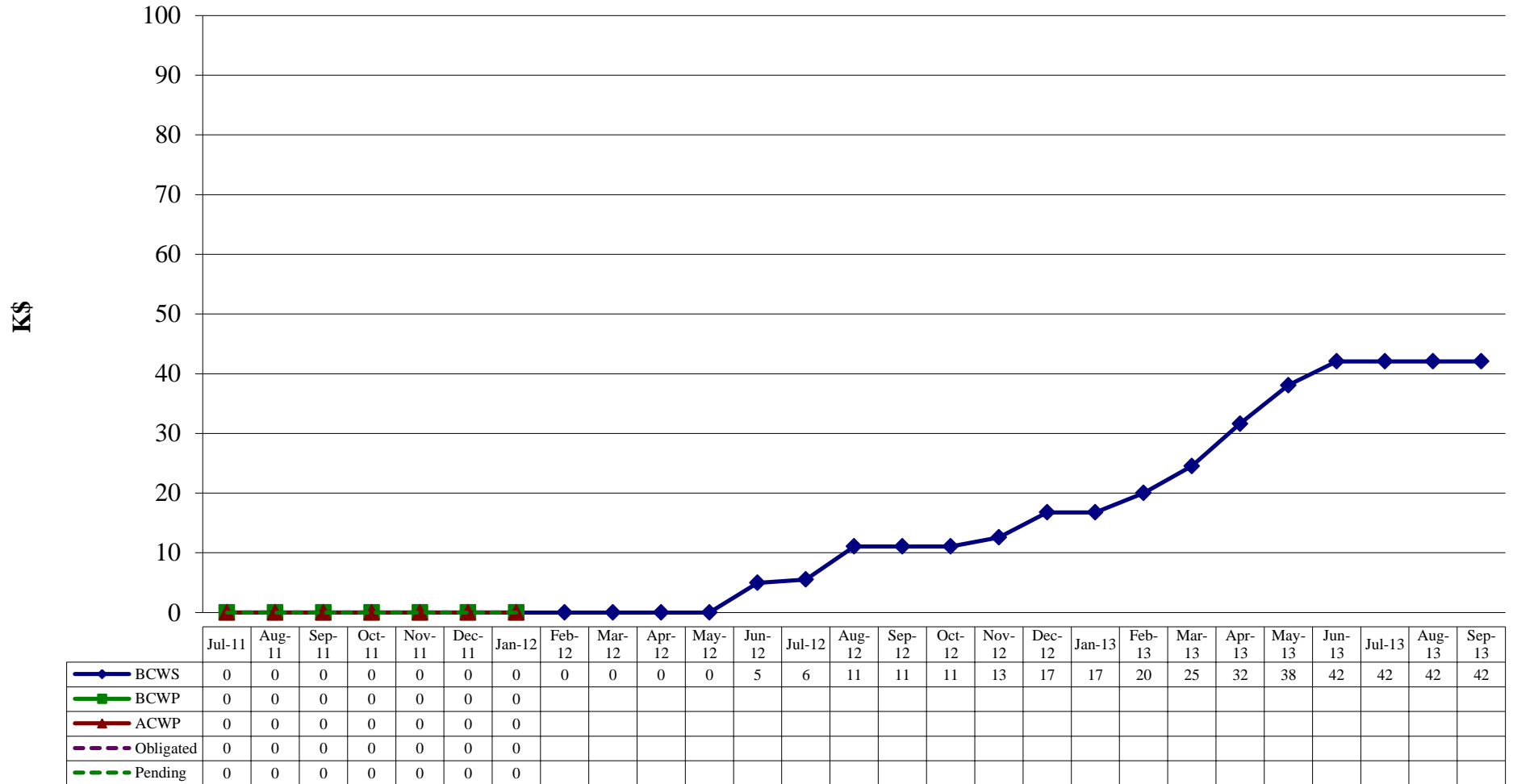
	Jul-11	Aug-11	Sep-11	Oct-11	Nov-11	Dec-11	Jan-12	Feb-12	Mar-12	Apr-12	May-12	Jun-12	Jul-12	Aug-12	Sep-12	Oct-12	Nov-12	Dec-12	Jan-13	Feb-13	Mar-13	Apr-13	May-13	Jun-13	Jul-13	Aug-13	Sep-13	
BCWS	225	252	261	287	319	325	360	368	377	386	395	401	401	401	401	401	401	401	401	401	401	401	401	401	401	401	401	401
BCWP	171	236	258	329	345	345	359																					
ACWP	36	45	70	96	107	110	119																					
Obligated	72	78	101	104	108	110	119																					
Pending	72	93	101	104	108	110	119																					

12 GeV 1.5.4.7 Detector Cabling Earned Value \$K

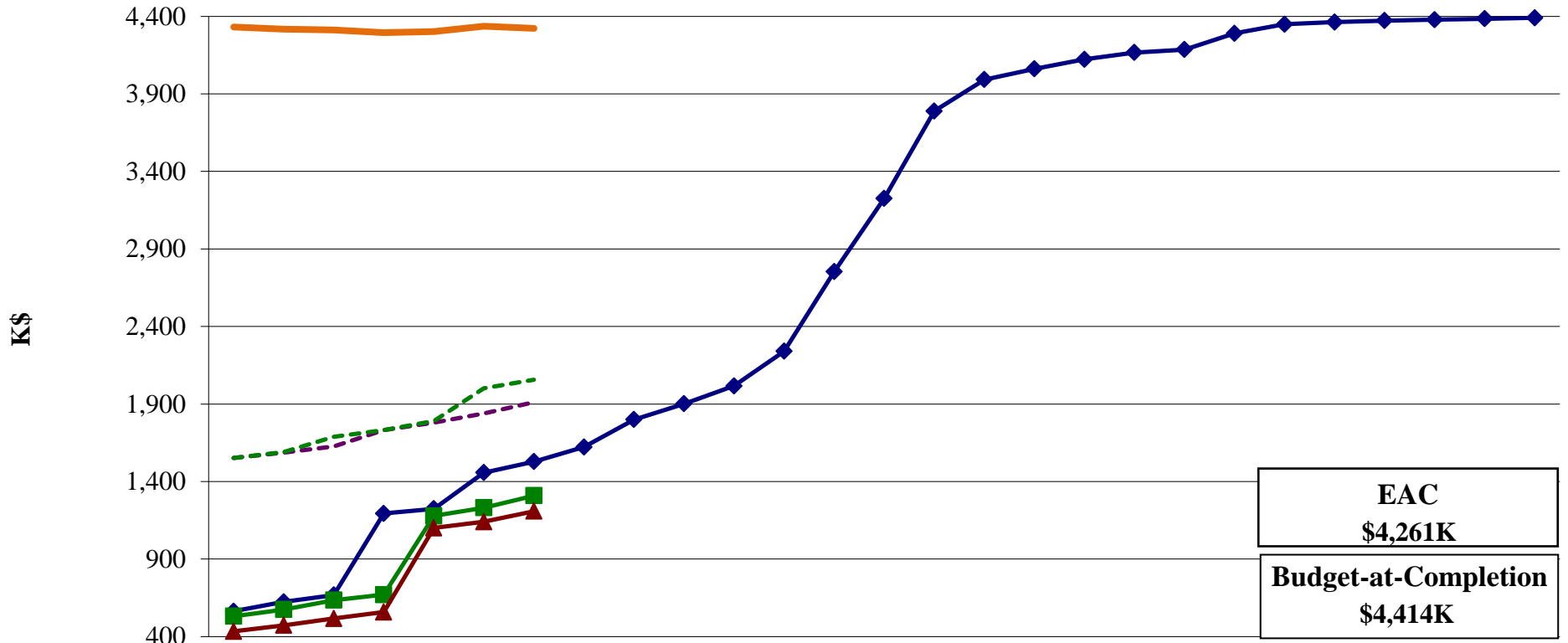


12 GeV 1.5.4.8 Full Crate Checks

Earned Value \$K



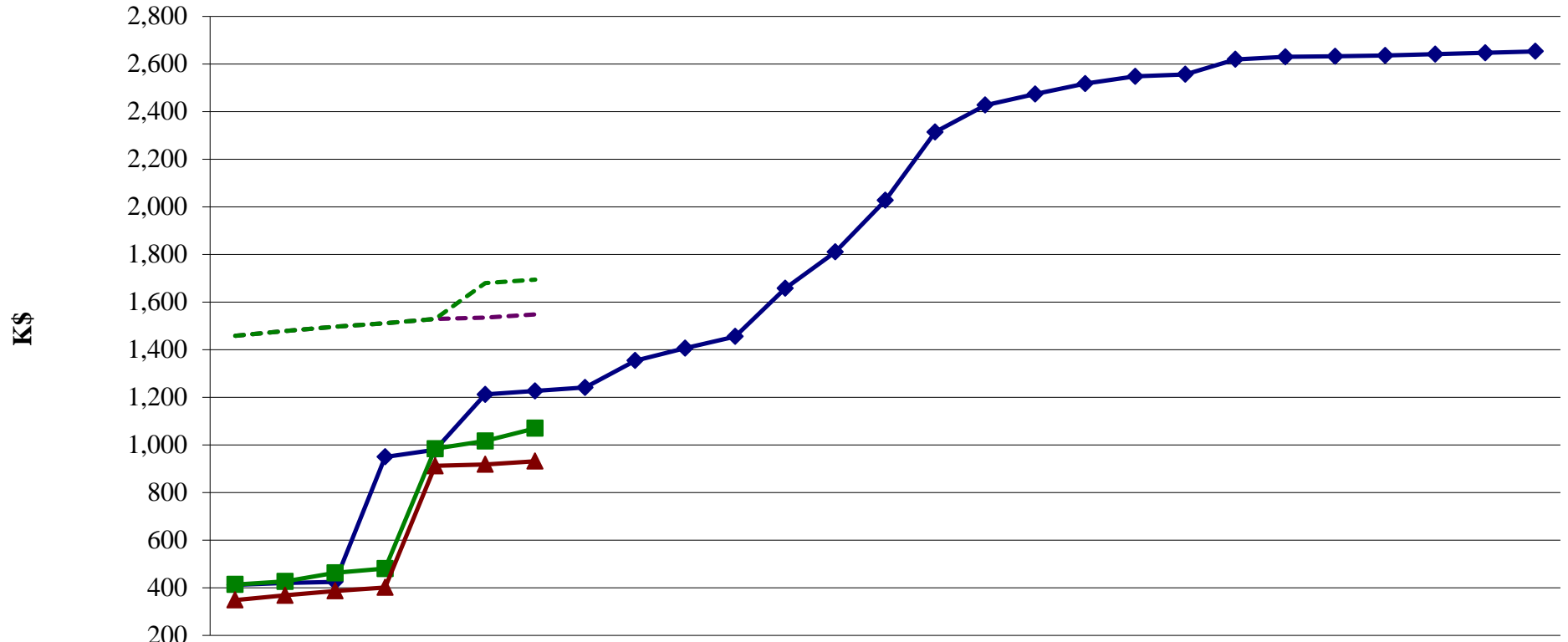
12 GeV 1.5.5 Beamline Earned Value \$K



EAC \$4,261K
Budget-at-Completion \$4,414K

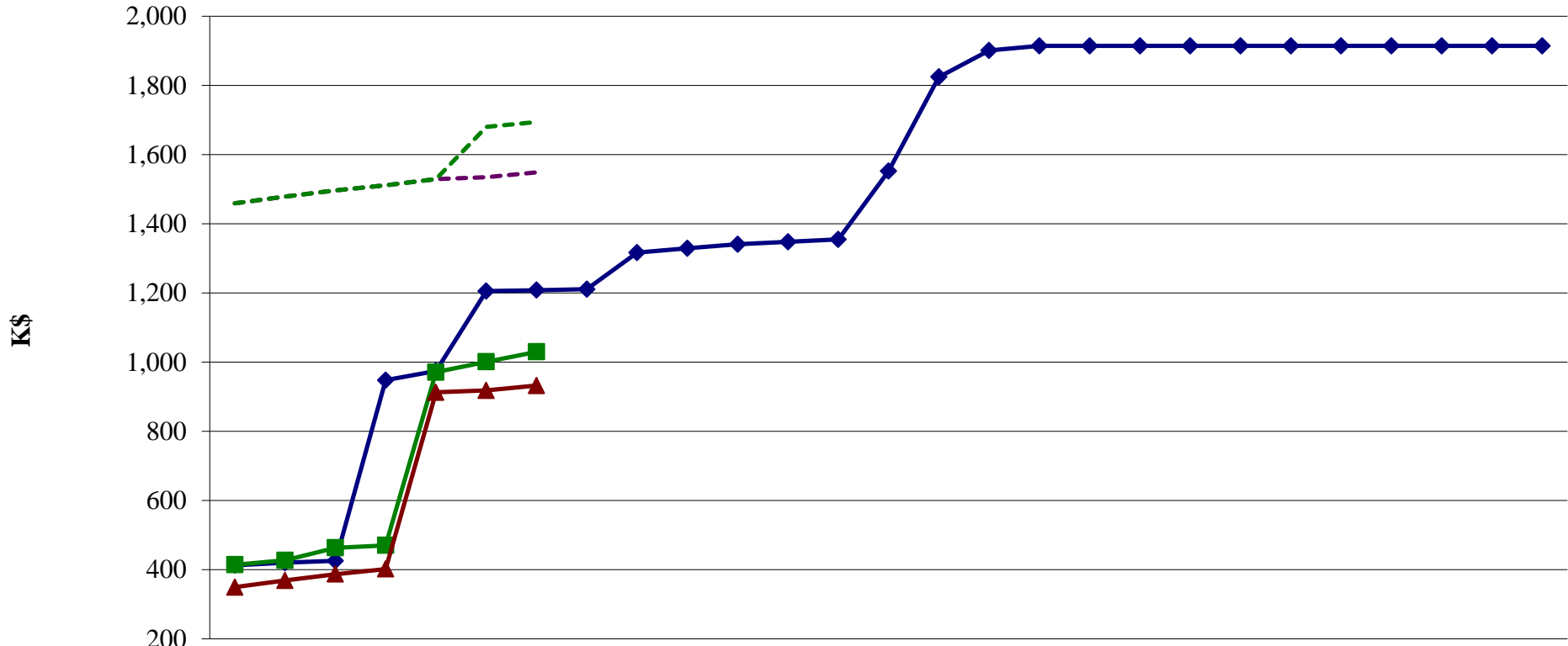
	Jul-11	Aug-11	Sep-11	Oct-11	Nov-11	Dec-11	Jan-12	Feb-12	Mar-12	Apr-12	May-12	Jun-12	Jul-12	Aug-12	Sep-12	Oct-12	Nov-12	Dec-12	Jan-13	Feb-13	Mar-13	Apr-13	May-13	Jun-13	Jul-13	Aug-13	Sep-13
BCWS	564	624	668	1,194	1,224	1,457	1,528	1,623	1,800	1,901	2,016	2,240	2,753	3,226	3,789	3,992	4,061	4,122	4,166	4,185	4,291	4,349	4,363	4,373	4,378	4,384	4,390
BCWP	532	575	635	670	1,178	1,231	1,309																				
ACWP	434	473	517	558	1,101	1,141	1,209																				
Obligated	1,552	1,587	1,626	1,731	1,780	1,840	1,911																				
Pending	1,552	1,590	1,688	1,731	1,791	2,002	2,057																				
CAM EAC	4,330	4,317	4,313	4,295	4,301	4,336	4,323																				

12 GeV 1.5.5.1 Tagger Earned Value \$K



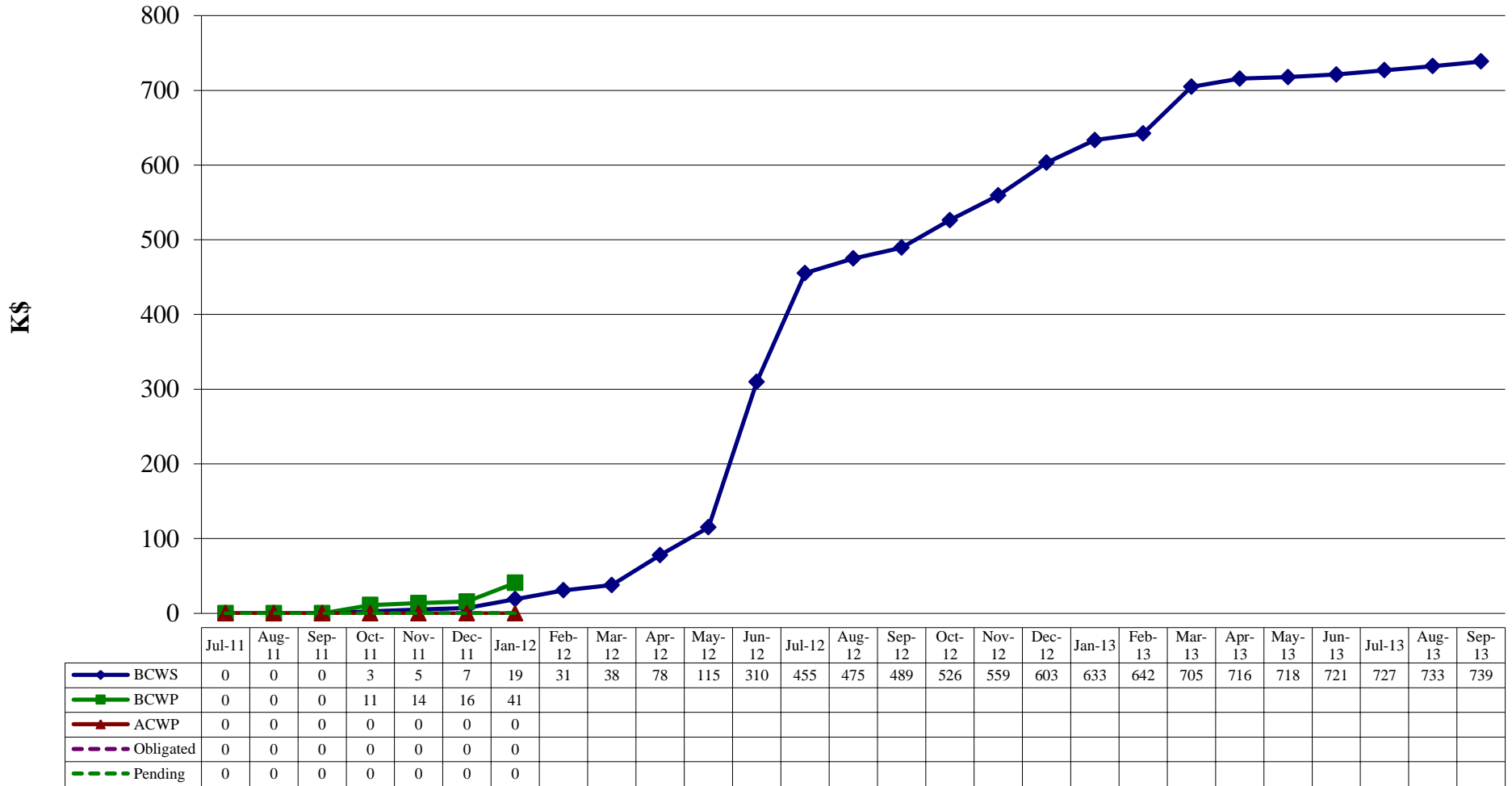
	Jul-11	Aug-11	Sep-11	Oct-11	Nov-11	Dec-11	Jan-12	Feb-12	Mar-12	Apr-12	May-12	Jun-12	Jul-12	Aug-12	Sep-12	Oct-12	Nov-12	Dec-12	Jan-13	Feb-13	Mar-13	Apr-13	May-13	Jun-13	Jul-13	Aug-13	Sep-13
BCWS	413	420	425	950	980	1,212	1,227	1,241	1,354	1,407	1,456	1,657	1,810	2,027	2,314	2,427	2,473	2,517	2,547	2,556	2,619	2,630	2,632	2,635	2,641	2,647	2,653
BCWP	414	427	463	481	984	1,017	1,070																				
ACWP	349	369	387	402	912	918	932																				
Obligated	1,459	1,479	1,496	1,512	1,529	1,535	1,549																				
Pending	1,459	1,479	1,496	1,512	1,529	1,680	1,694																				

12 GeV 1.5.5.1.1 Tagging Magnet Earned Value \$K

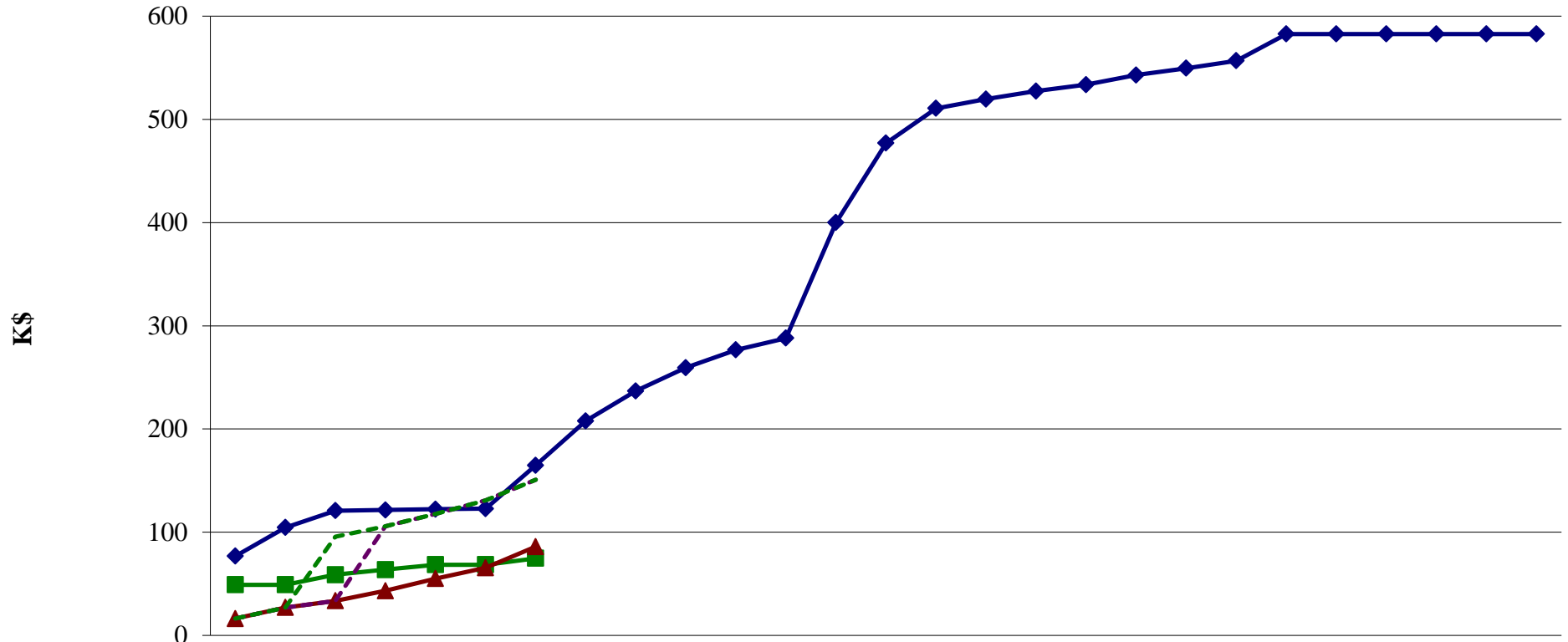


	Jul-11	Aug-11	Sep-11	Oct-11	Nov-11	Dec-11	Jan-12	Feb-12	Mar-12	Apr-12	May-12	Jun-12	Jul-12	Aug-12	Sep-12	Oct-12	Nov-12	Dec-12	Jan-13	Feb-13	Mar-13	Apr-13	May-13	Jun-13	Jul-13	Aug-13	Sep-13	
BCWS	413	420	425	947	974	1,205	1,208	1,211	1,316	1,329	1,341	1,348	1,355	1,552	1,824	1,901	1,914	1,914	1,914	1,914	1,914	1,914	1,914	1,914	1,914	1,914	1,914	1,914
BCWP	414	427	463	470	971	1,001	1,030																					
ACWP	349	369	387	402	912	918	932																					
Obligated	1,459	1,479	1,496	1,512	1,529	1,535	1,549																					
Pending	1,459	1,479	1,496	1,512	1,529	1,680	1,694																					

12 GeV 1.5.5.1.2 Hodoscope Earned Value \$K

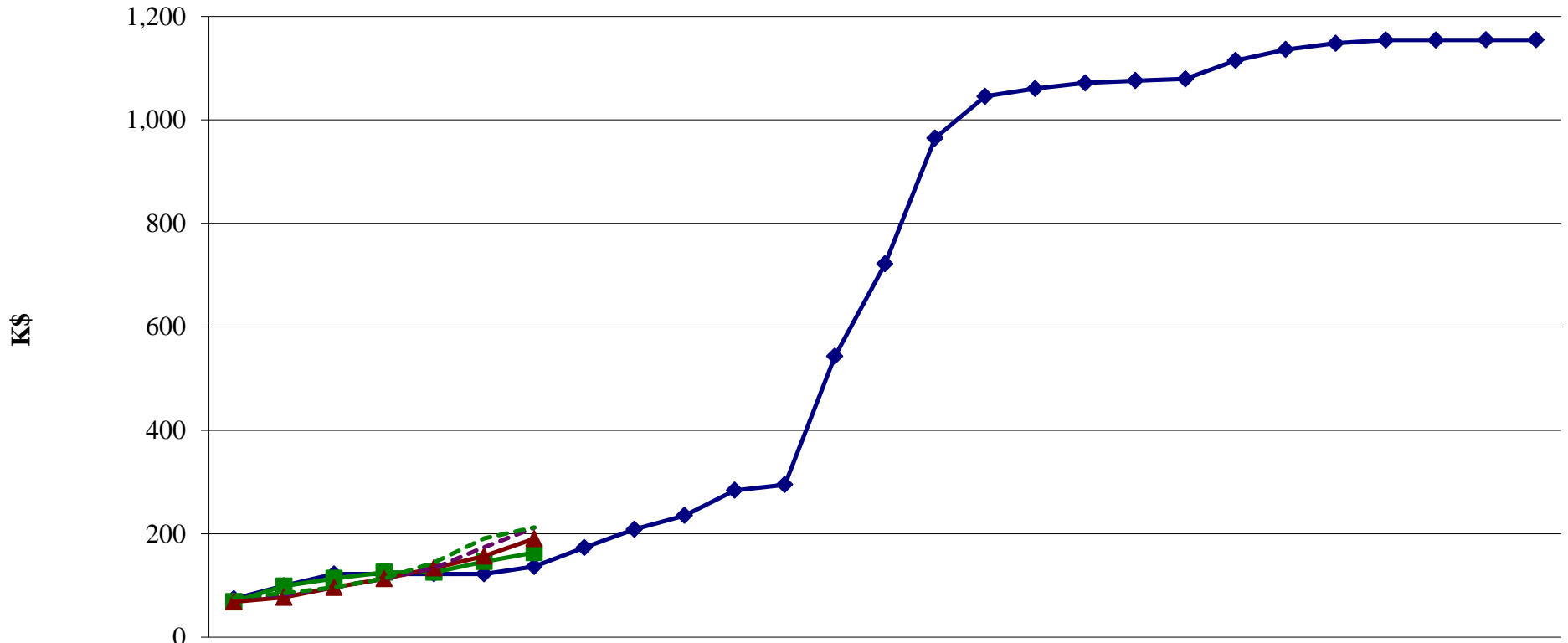


12 GeV 1.5.5.2 Target Earned Value \$K



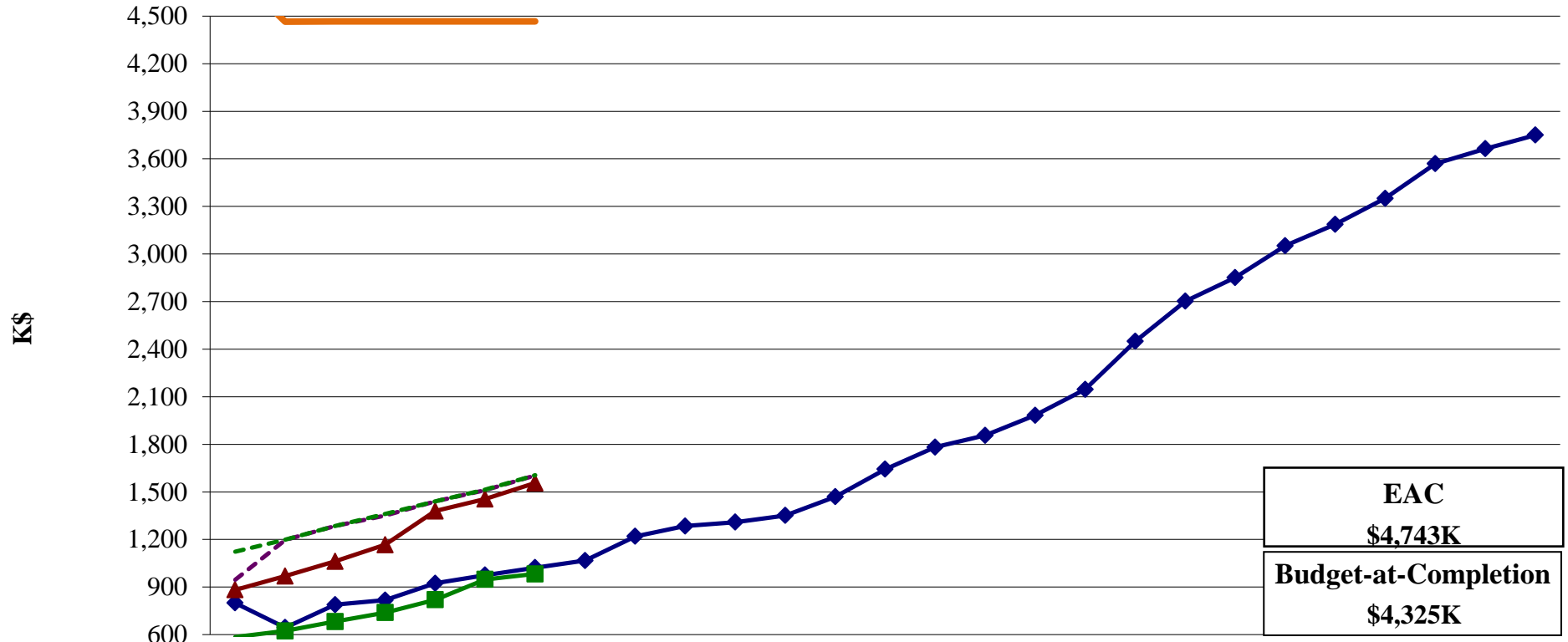
	Jul-11	Aug-11	Sep-11	Oct-11	Nov-11	Dec-11	Jan-12	Feb-12	Mar-12	Apr-12	May-12	Jun-12	Jul-12	Aug-12	Sep-12	Oct-12	Nov-12	Dec-12	Jan-13	Feb-13	Mar-13	Apr-13	May-13	Jun-13	Jul-13	Aug-13	Sep-13	
BCWS	77	104	121	122	122	123	165	208	237	259	277	288	400	477	511	520	527	534	543	550	557	583	583	583	583	583	583	583
BCWP	49	49	59	64	68	68	75																					
ACWP	16	27	33	43	55	65	86																					
Obligated	16	27	33	106	118	131	151																					
Pending	16	27	96	106	118	131	151																					

12 GeV 1.5.5.3 Components Earned Value \$K



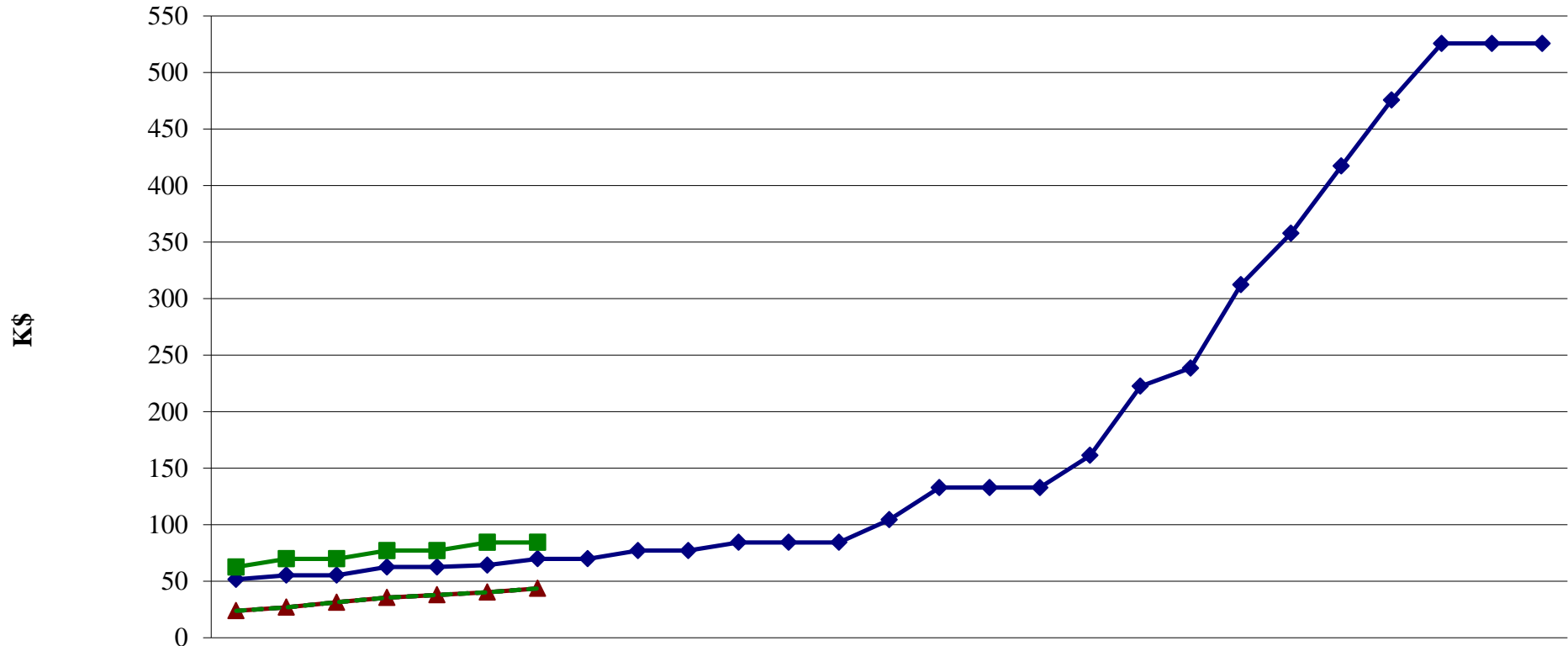
	Jul-11	Aug-11	Sep-11	Oct-11	Nov-11	Dec-11	Jan-12	Feb-12	Mar-12	Apr-12	May-12	Jun-12	Jul-12	Aug-12	Sep-12	Oct-12	Nov-12	Dec-12	Jan-13	Feb-13	Mar-13	Apr-13	May-13	Jun-13	Jul-13	Aug-13	Sep-13	
BCWS	74	99	122	122	122	122	137	174	209	235	284	295	543	722	965	1,046	1,061	1,072	1,076	1,079	1,115	1,136	1,148	1,154	1,154	1,155	1,155	
BCWP	69	99	114	125	126	146	164																					
ACWP	68	77	96	113	134	157	190																					
Obligated	77	82	96	114	134	174	212																					
Pending	77	85	96	114	144	191	212																					

12 GeV 1.5.6 Infrastructure Earned Value \$K



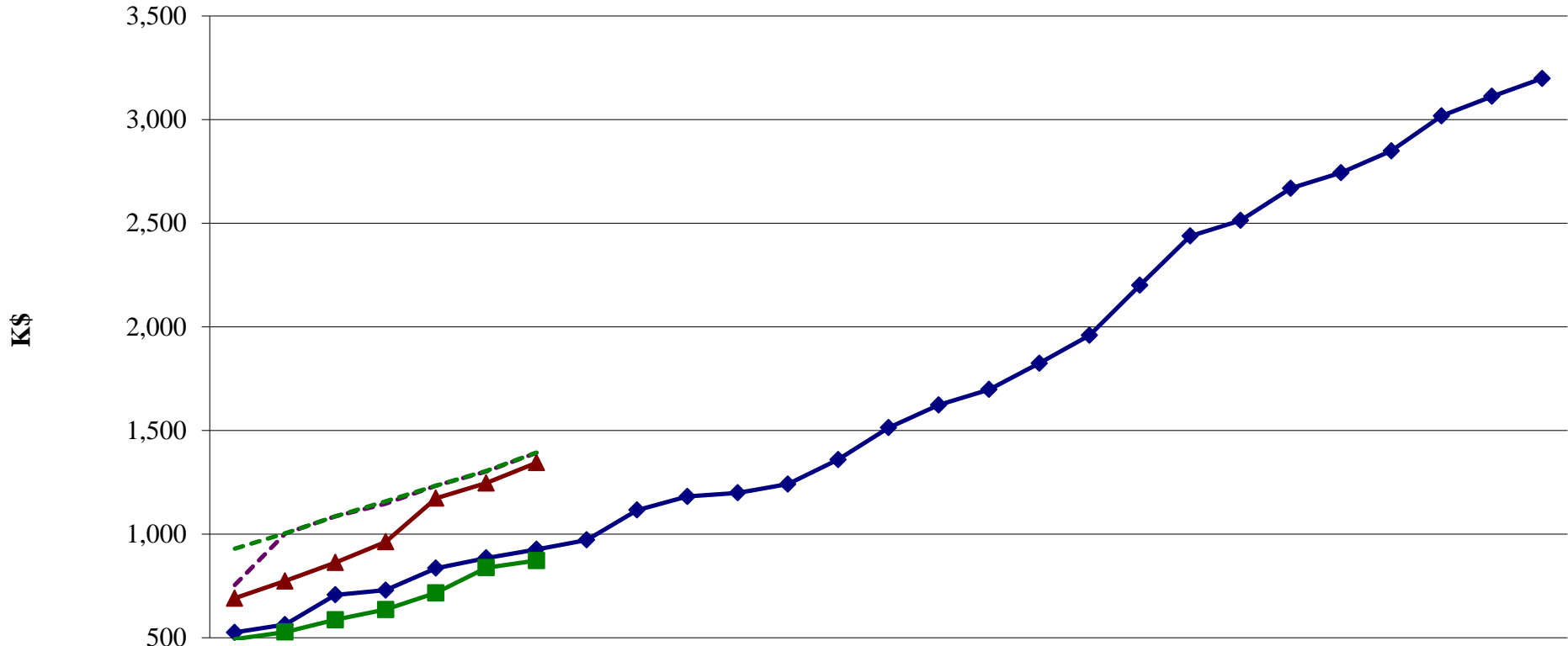
	Jul-11	Aug-11	Sep-11	Oct-11	Nov-11	Dec-11	Jan-12	Feb-12	Mar-12	Apr-12	May-12	Jun-12	Jul-12	Aug-12	Sep-12	Oct-12	Nov-12	Dec-12	Jan-13	Feb-13	Mar-13	Apr-13	May-13	Jun-13	Jul-13	Aug-13	Sep-13
BCWS	799	645	788	818	924	975	1,022	1,067	1,219	1,284	1,309	1,352	1,470	1,643	1,782	1,856	1,983	2,147	2,450	2,702	2,852	3,052	3,187	3,351	3,569	3,664	3,750
BCWP	585	623	683	739	820	948	982																				
ACWP	883	969	1,062	1,166	1,379	1,455	1,556																				
Obligated	947	1,198	1,285	1,350	1,440	1,511	1,603																				
Pending	1,123	1,199	1,285	1,362	1,440	1,514	1,606																				
CAM EAC	4,770	4,465	4,467	4,467	4,467	4,467	4,467																				

12 GeV 1.5.6.1 Assembly Earned Value \$K



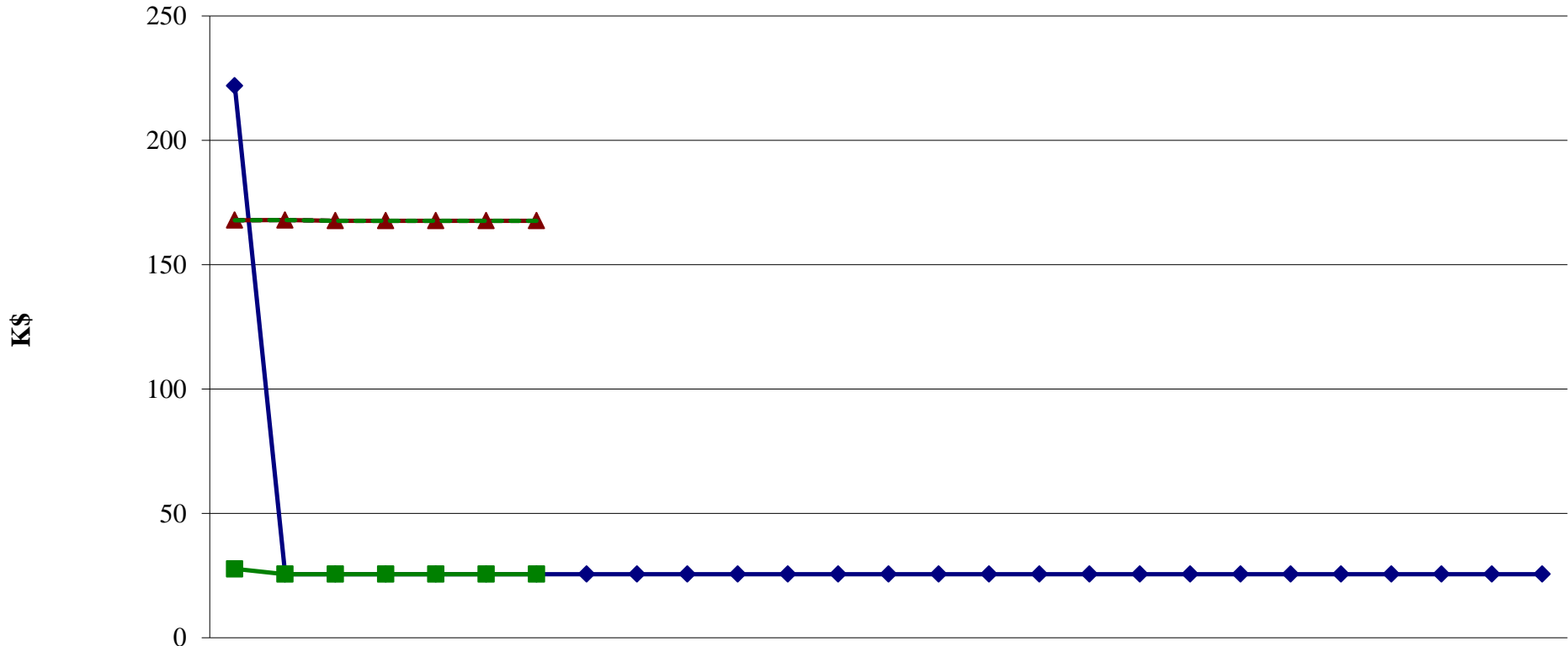
	Jul-11	Aug-11	Sep-11	Oct-11	Nov-11	Dec-11	Jan-12	Feb-12	Mar-12	Apr-12	May-12	Jun-12	Jul-12	Aug-12	Sep-12	Oct-12	Nov-12	Dec-12	Jan-13	Feb-13	Mar-13	Apr-13	May-13	Jun-13	Jul-13	Aug-13	Sep-13
BCWS	52	55	55	63	63	64	70	70	77	77	84	84	84	104	133	133	133	161	223	239	312	358	417	476	526	526	526
BCWP	63	70	70	77	77	84	84																				
ACWP	24	27	31	36	38	40	44																				
Obligated	24	27	31	36	38	40	44																				
Pending	24	27	31	36	38	40	44																				

12 GeV 1.5.6.2 Installation Earned Value \$K



	Jul-11	Aug-11	Sep-11	Oct-11	Nov-11	Dec-11	Jan-12	Feb-12	Mar-12	Apr-12	May-12	Jun-12	Jul-12	Aug-12	Sep-12	Oct-12	Nov-12	Dec-12	Jan-13	Feb-13	Mar-13	Apr-13	May-13	Jun-13	Jul-13	Aug-13	Sep-13	
BCWS	526	564	707	730	836	885	927	972	1,117	1,182	1,199	1,242	1,360	1,513	1,623	1,698	1,825	1,960	2,201	2,438	2,514	2,669	2,744	2,849	3,018	3,112	3,198	
BCWP	494	528	587	636	717	838	873																					
ACWP	691	774	863	963	1,173	1,247	1,345																					
Obligated	755	1,003	1,086	1,147	1,234	1,303	1,392																					
Pending	931	1,004	1,086	1,158	1,234	1,306	1,394																					

12 GeV 1.5.6.3 Cryogenics Earned Value \$K



	Jul-11	Aug-11	Sep-11	Oct-11	Nov-11	Dec-11	Jan-12	Feb-12	Mar-12	Apr-12	May-12	Jun-12	Jul-12	Aug-12	Sep-12	Oct-12	Nov-12	Dec-12	Jan-13	Feb-13	Mar-13	Apr-13	May-13	Jun-13	Jul-13	Aug-13	Sep-13	
BCWS	222	26	26	26	26	26	26	26	26	26	26	26	26	26	26	26	26	26	26	26	26	26	26	26	26	26	26	26
BCWP	28	26	26	26	26	26	26																					
ACWP	168	168	168	168	168	168	168																					
Obligated	168	168	168	168	168	168	168																					
Pending	168	168	168	168	168	168	168																					

12 GeV 1.5.7 Spare Solenoid Earned Value \$K

