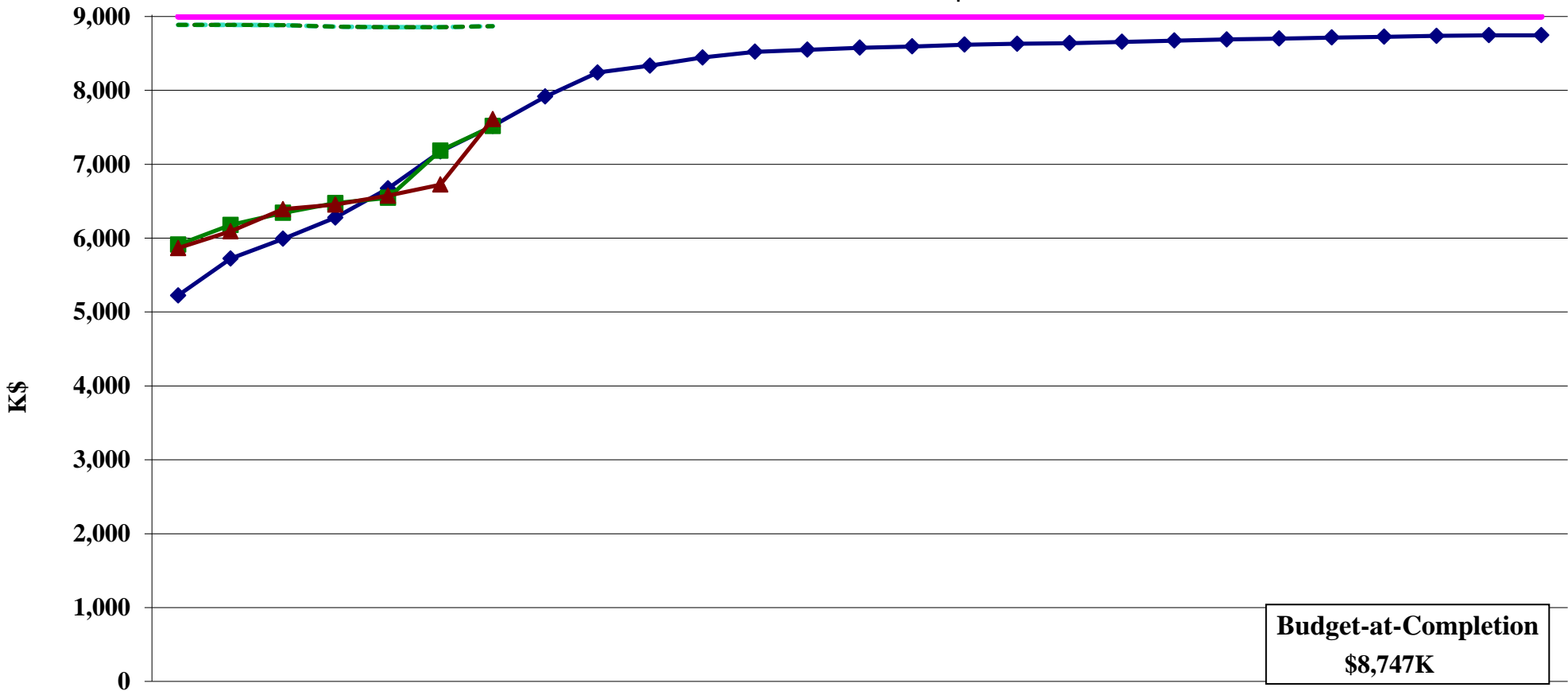


# 12 GeV 1.9 Work for Others

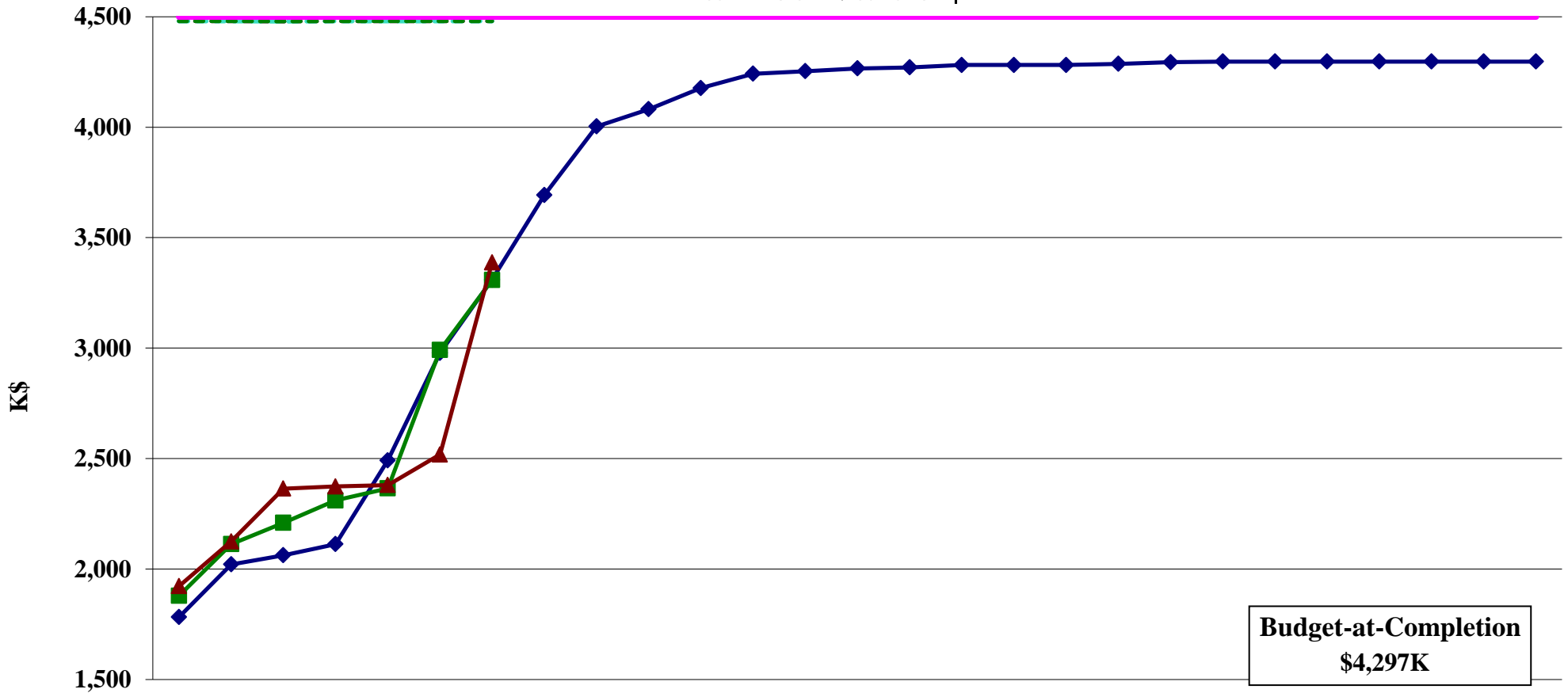
## Earned Value \$K



	Jul-11	Aug-11	Sep-11	Oct-11	Nov-11	Dec-11	Jan-12	Feb-12	Mar-12	Apr-12	May-12	Jun-12	Jul-12	Aug-12	Sep-12	Oct-12	Nov-12	Dec-12	Jan-13	Feb-13	Mar-13	Apr-13	May-13	Jun-13	Jul-13	Aug-13	Sep-13
BCWS	5,225	5,724	5,991	6,279	6,673	7,172	7,518	7,915	8,242	8,335	8,445	8,523	8,549	8,577	8,594	8,619	8,630	8,639	8,656	8,675	8,689	8,702	8,714	8,726	8,738	8,747	8,747
BCWP	5,911	6,178	6,342	6,475	6,546	7,185	7,516																				
ACWP	5,865	6,092	6,392	6,454	6,575	6,724	7,612																				
Obligated	8,887	8,886	8,883	8,863	8,856	8,856	8,871																				
FY11 Phased PO's	8,887	8,886	8,883	8,863	8,856	8,856	8,871																				
Pending	8,887	8,886	8,883	8,863	8,856	8,856	8,871																				
Funding	9,000	9,000	9,000	9,000	9,000	9,000	9,000	9,000	9,000	9,000	9,000	9,000	9,000	9,000	9,000	9,000	9,000	9,000	9,000	9,000	9,000	9,000	9,000	9,000	9,000	9,000	9,000

# 12 GeV 1.9.5 Hall D Exp Equip

## Earned Value \$K

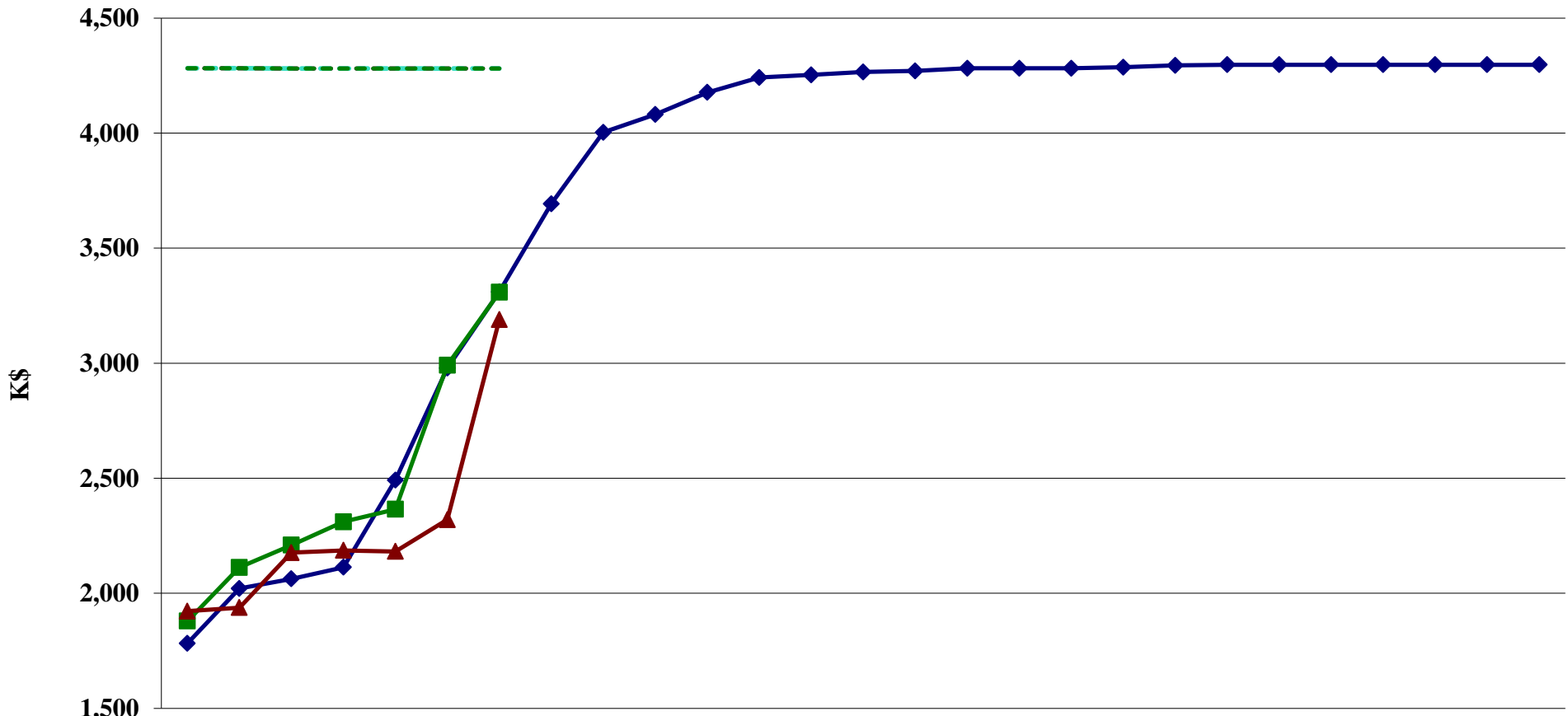


**Budget-at-Completion**  
**\$4,297K**

	Jul-11	Aug-11	Sep-11	Oct-11	Nov-11	Dec-11	Jan-12	Feb-12	Mar-12	Apr-12	May-12	Jun-12	Jul-12	Aug-12	Sep-12	Oct-12	Nov-12	Dec-12	Jan-13	Feb-13	Mar-13	Apr-13	May-13	Jun-13	Jul-13	Aug-13	Sep-13	
BCWS	1,782	2,021	2,063	2,113	2,492	2,979	3,310	3,693	4,003	4,081	4,177	4,242	4,253	4,266	4,270	4,282	4,282	4,282	4,282	4,287	4,294	4,297	4,297	4,297	4,297	4,297	4,297	4,297
BCWP	1,879	2,113	2,209	2,311	2,365	2,991	3,308																					
ACWP	1,922	2,125	2,364	2,374	2,380	2,518	3,388																					
Obligated	4,480	4,480	4,479	4,480	4,480	4,480	4,480																					
FY11 Phased PO's	4,480	4,480	4,479	4,480	4,480	4,480	4,480																					
Pending	4,480	4,480	4,479	4,480	4,480	4,480	4,480																					
Funding	4,500	4,500	4,500	4,500	4,500	4,500	4,500	4,500	4,500	4,500	4,500	4,500	4,500	4,500	4,500	4,500	4,500	4,500	4,500	4,500	4,500	4,500	4,500	4,500	4,500	4,500	4,500	4,500

# 12 GeV 1.9.5.2 Hall D Detectors

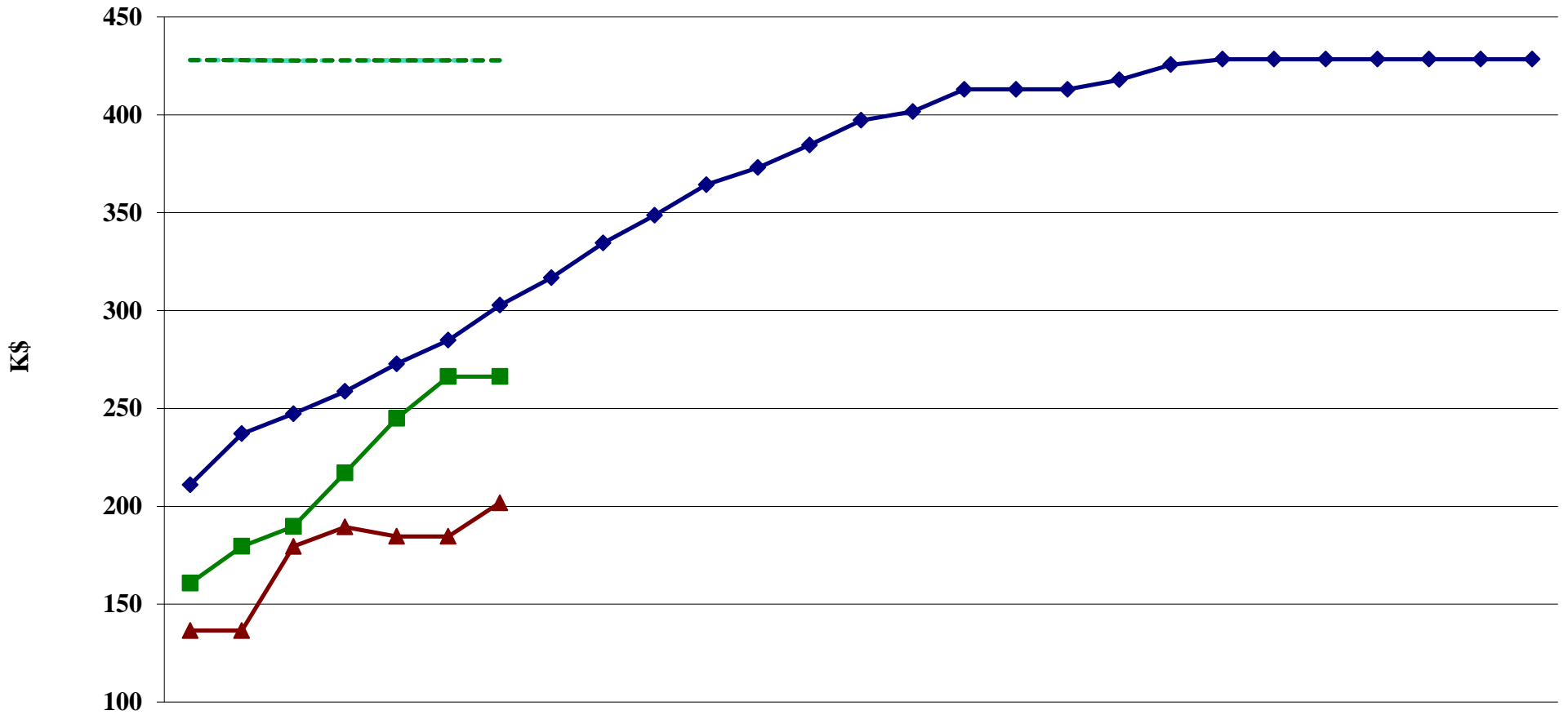
## Earned Value \$K



	Jul-11	Aug-11	Sep-11	Oct-11	Nov-11	Dec-11	Jan-12	Feb-12	Mar-12	Apr-12	May-12	Jun-12	Jul-12	Aug-12	Sep-12	Oct-12	Nov-12	Dec-12	Jan-13	Feb-13	Mar-13	Apr-13	May-13	Jun-13	Jul-13	Aug-13	Sep-13	
BCWS	1,782	2,021	2,063	2,113	2,492	2,979	3,310	3,693	4,003	4,081	4,177	4,242	4,253	4,266	4,270	4,282	4,282	4,282	4,287	4,294	4,297	4,297	4,297	4,297	4,297	4,297	4,297	4,297
BCWP	1,879	2,113	2,209	2,311	2,365	2,991	3,308																					
ACWP	1,922	1,938	2,177	2,187	2,182	2,320	3,189																					
Obligated	4,282	4,282	4,281	4,281	4,281	4,281	4,281																					
FY11 Phased PO's	4,282	4,282	4,281	4,281	4,281	4,281	4,281																					
Pending	4,282	4,282	4,281	4,281	4,281	4,281	4,281																					

# 12 GeV 1.9.5.2.1 Hall D Tracking

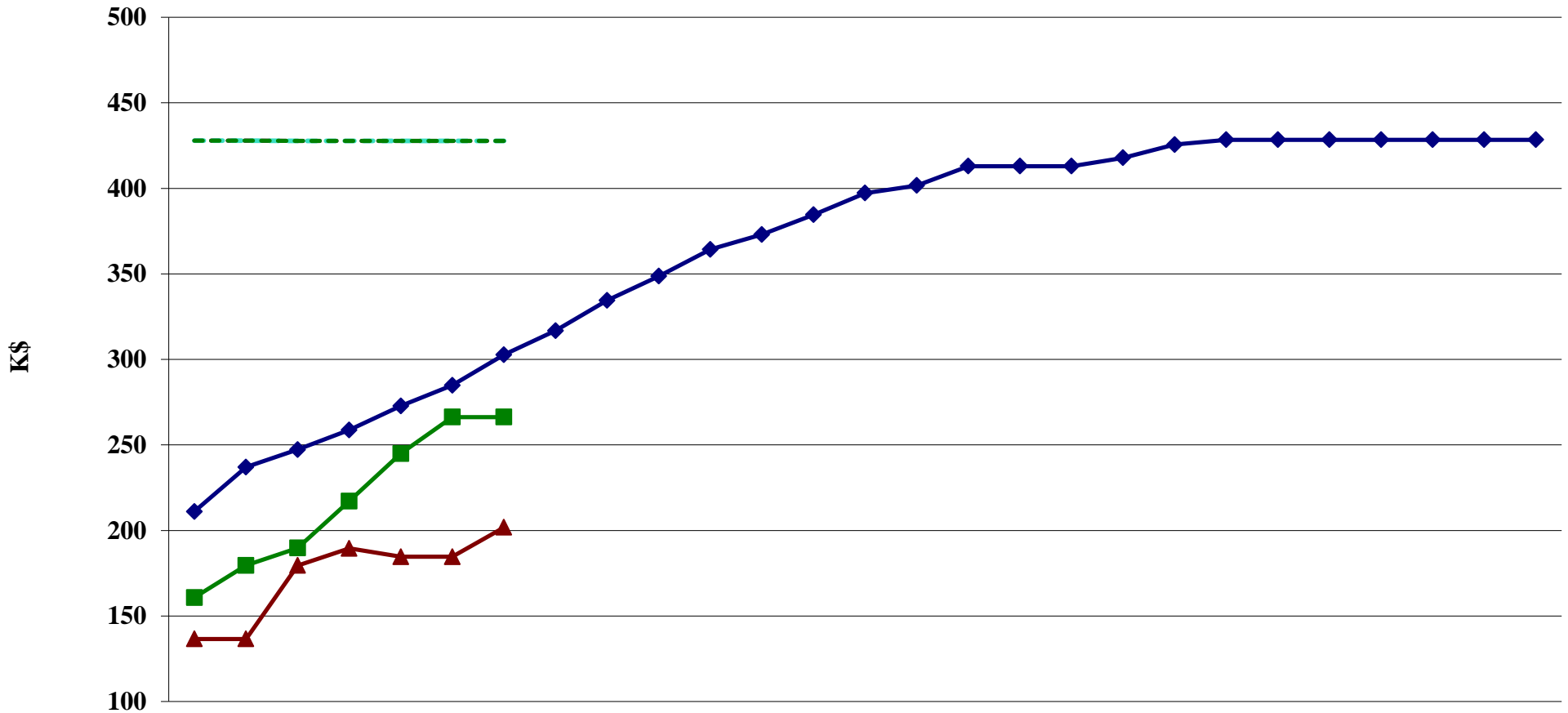
## Earned Value \$K



	Jul-11	Aug-11	Sep-11	Oct-11	Nov-11	Dec-11	Jan-12	Feb-12	Mar-12	Apr-12	May-12	Jun-12	Jul-12	Aug-12	Sep-12	Oct-12	Nov-12	Dec-12	Jan-13	Feb-13	Mar-13	Apr-13	May-13	Jun-13	Jul-13	Aug-13	Sep-13	
BCWS	211	237	247	259	273	285	303	317	334	349	364	373	385	397	402	413	413	413	418	426	428	428	428	428	428	428	428	428
BCWP	161	180	190	217	245	266	266																					
ACWP	137	137	180	189	185	185	202																					
Obligated	428	428	428	428	428	428	428																					
FY11 Phased PO's	428	428	428	428	428	428	428																					
Pending	428	428	428	428	428	428	428																					

# 12 GeV 1.9.5.2.1.2 Hall D Central Chambers

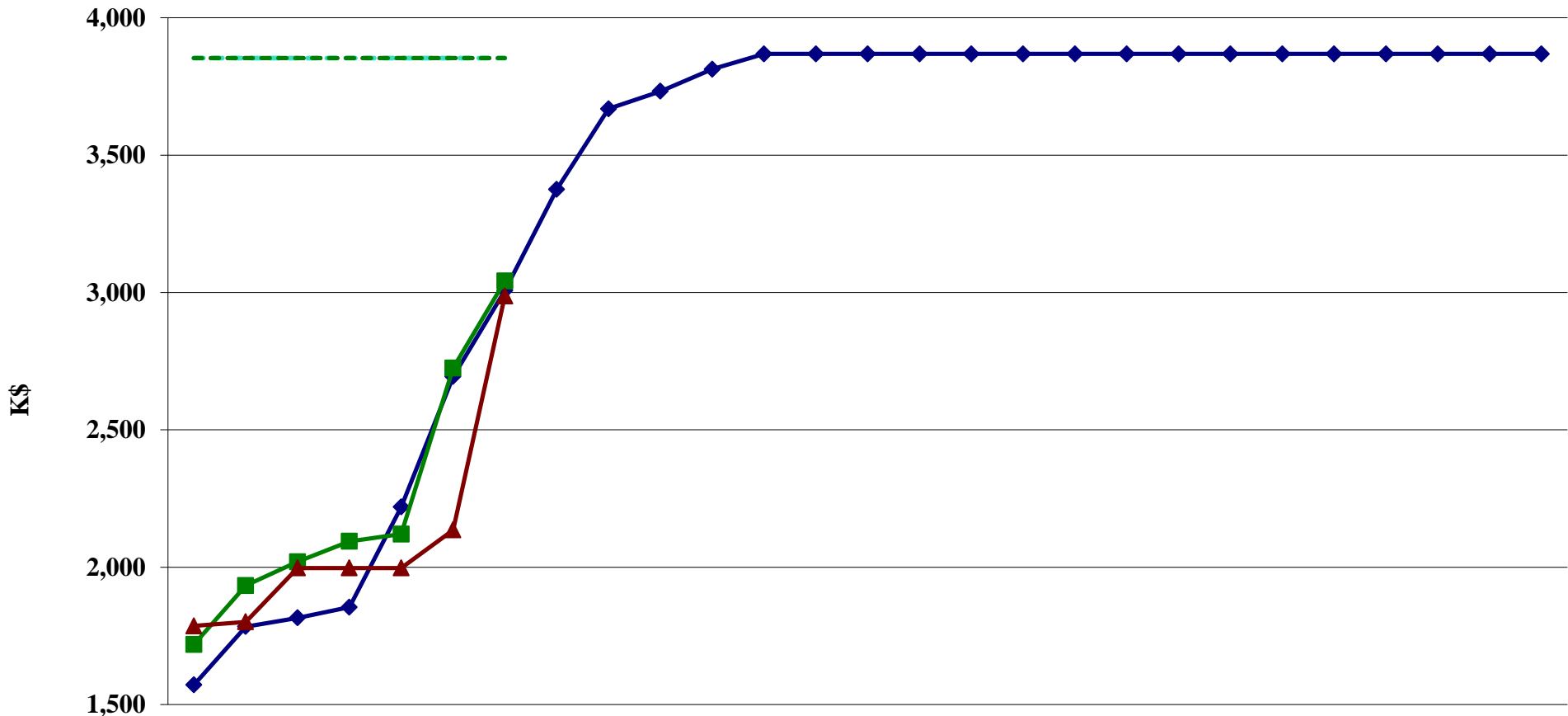
## Earned Value \$K



	Jul-11	Aug-11	Sep-11	Oct-11	Nov-11	Dec-11	Jan-12	Feb-12	Mar-12	Apr-12	May-12	Jun-12	Jul-12	Aug-12	Sep-12	Oct-12	Nov-12	Dec-12	Jan-13	Feb-13	Mar-13	Apr-13	May-13	Jun-13	Jul-13	Aug-13	Sep-13	
BCWS	211	237	247	259	273	285	303	317	334	349	364	373	385	397	402	413	413	413	418	426	428	428	428	428	428	428	428	428
BCWP	161	180	190	217	245	266	266																					
ACWP	137	137	180	189	185	185	202																					
Obligated	428	428	428	428	428	428	428																					
FY11 Phased PO's	428	428	428	428	428	428	428																					
Pending	428	428	428	428	428	428	428																					

# 12 GeV 1.9.5.2.2 Hall D Calorimetry

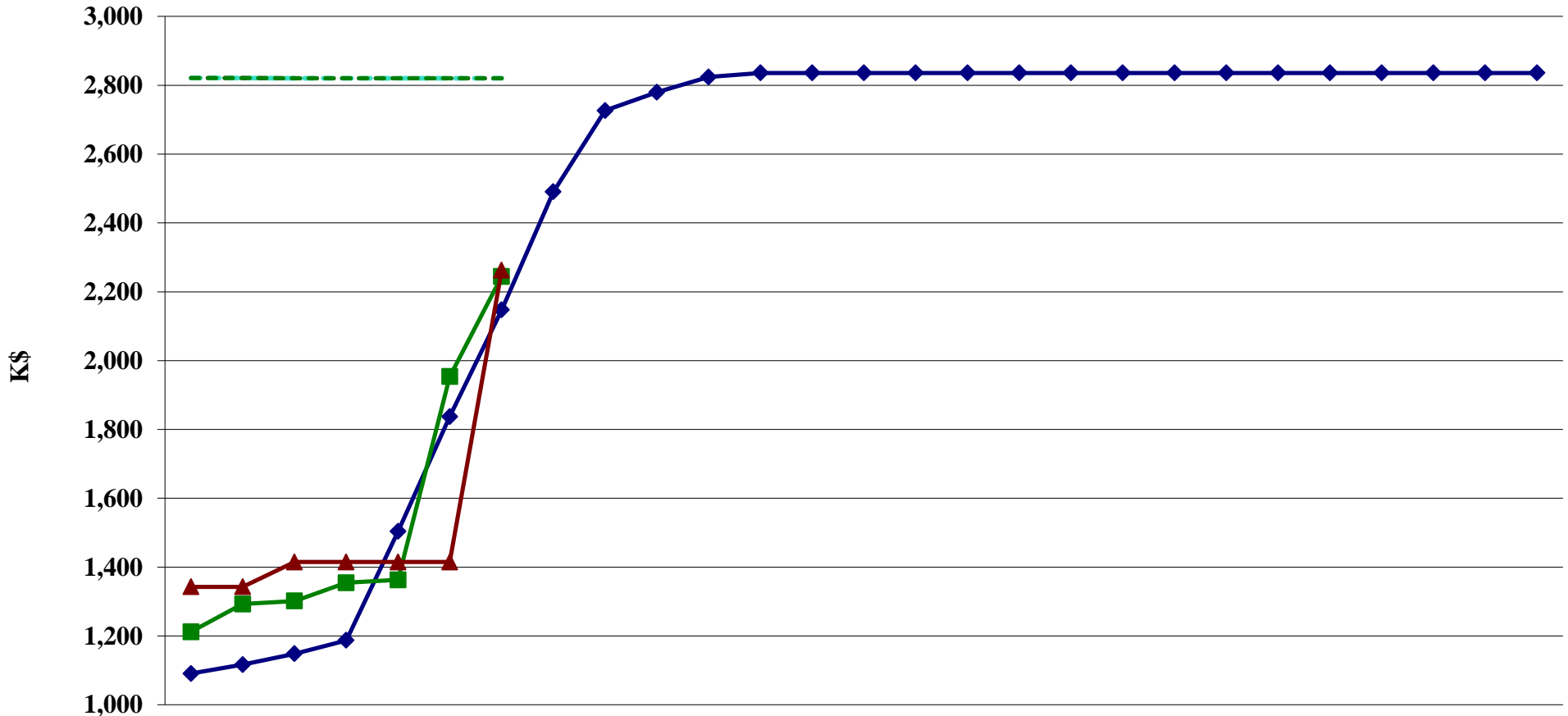
## Earned Value \$K



	Jul-11	Aug-11	Sep-11	Oct-11	Nov-11	Dec-11	Jan-12	Feb-12	Mar-12	Apr-12	May-12	Jun-12	Jul-12	Aug-12	Sep-12	Oct-12	Nov-12	Dec-12	Jan-13	Feb-13	Mar-13	Apr-13	May-13	Jun-13	Jul-13	Aug-13	Sep-13	
BCWS	1,571	1,784	1,815	1,854	2,219	2,694	3,007	3,376	3,669	3,733	3,813	3,869	3,869	3,869	3,869	3,869	3,869	3,869	3,869	3,869	3,869	3,869	3,869	3,869	3,869	3,869	3,869	3,869
BCWP	1,718	1,933	2,019	2,094	2,120	2,725	3,042																					
ACWP	1,786	1,801	1,997	1,997	1,997	2,135	2,987																					
Obligated	3,854	3,854	3,853	3,853	3,853	3,853	3,853																					
FY11 Phased PO's	3,854	3,854	3,853	3,853	3,853	3,853	3,853																					
Pending	3,854	3,854	3,853	3,853	3,853	3,853	3,853																					

# 12 GeV 1.9.5.2.2.1 Hall D BCal

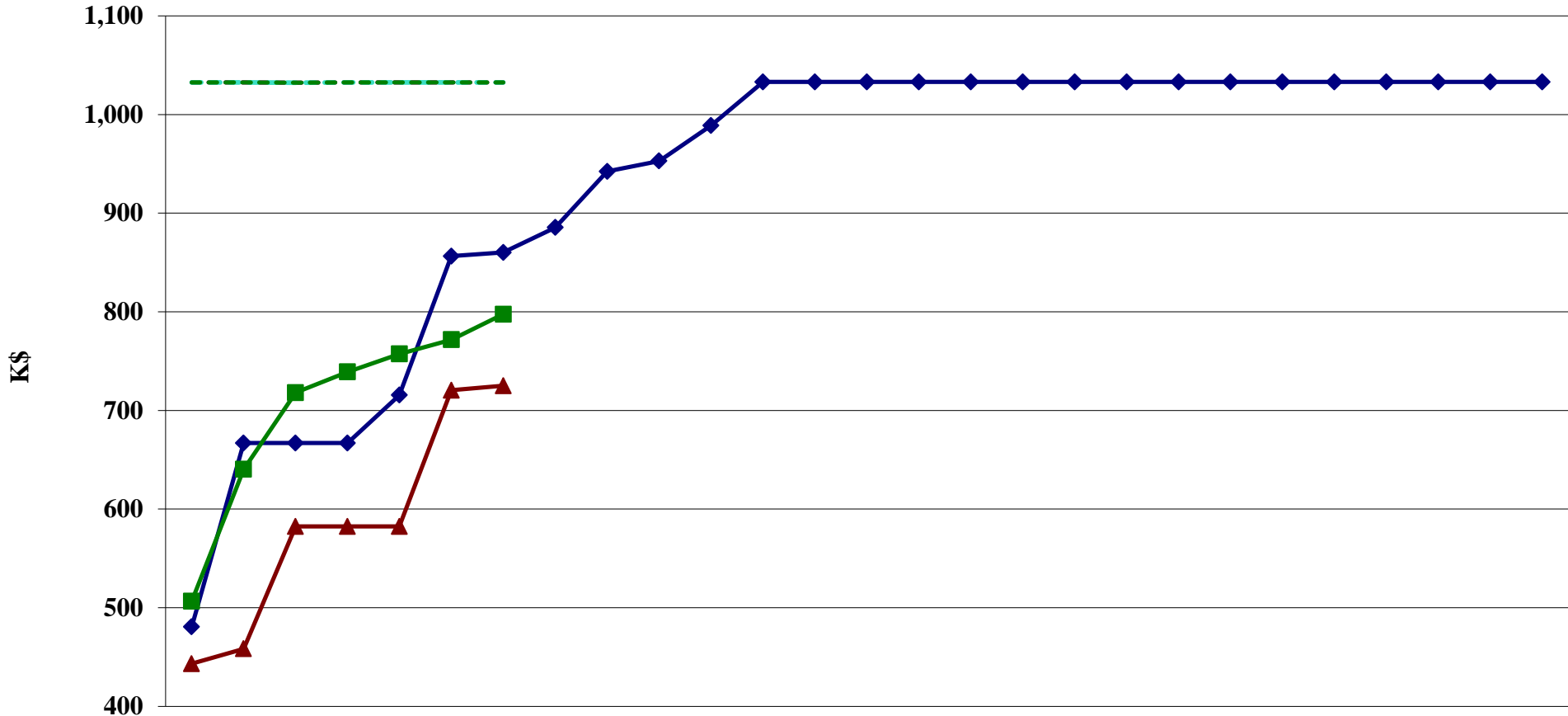
## Earned Value \$K



	Jul-11	Aug-11	Sep-11	Oct-11	Nov-11	Dec-11	Jan-12	Feb-12	Mar-12	Apr-12	May-12	Jun-12	Jul-12	Aug-12	Sep-12	Oct-12	Nov-12	Dec-12	Jan-13	Feb-13	Mar-13	Apr-13	May-13	Jun-13	Jul-13	Aug-13	Sep-13	
BCWS	1,091	1,117	1,148	1,187	1,504	1,837	2,147	2,490	2,726	2,780	2,824	2,836	2,836	2,836	2,836	2,836	2,836	2,836	2,836	2,836	2,836	2,836	2,836	2,836	2,836	2,836	2,836	2,836
BCWP	1,212	1,293	1,301	1,355	1,363	1,953	2,244																					
ACWP	1,343	1,343	1,415	1,415	1,415	1,415	2,262																					
Obligated	2,821	2,821	2,821	2,821	2,821	2,821	2,821																					
FY11 Phased PO's	2,821	2,821	2,821	2,821	2,821	2,821	2,821																					
Pending	2,821	2,821	2,821	2,821	2,821	2,821	2,821																					

# 12 GeV 1.9.5.2.2.2 Hall D FCal

## Earned Value \$K

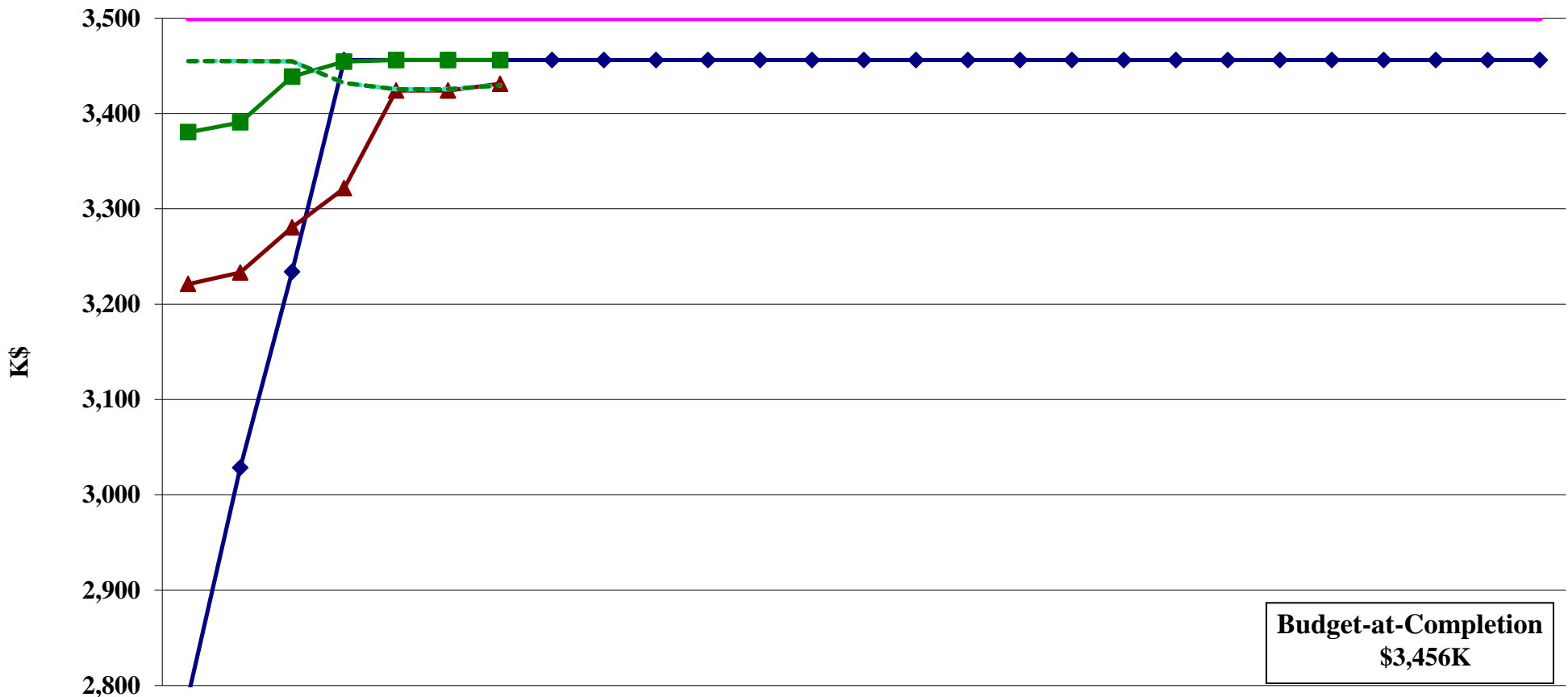


	Jul-11	Aug-11	Sep-11	Oct-11	Nov-11	Dec-11	Jan-12	Feb-12	Mar-12	Apr-12	May-12	Jun-12	Jul-12	Aug-12	Sep-12	Oct-12	Nov-12	Dec-12	Jan-13	Feb-13	Mar-13	Apr-13	May-13	Jun-13	Jul-13	Aug-13	Sep-13	
BCWS	481	667	667	667	715	856	860	886	942	953	989	1,033	1,033	1,033	1,033	1,033	1,033	1,033	1,033	1,033	1,033	1,033	1,033	1,033	1,033	1,033	1,033	1,033
BCWP	506	640	718	739	757	772	797																					
ACWP	443	458	582	582	582	720	725																					
Obligated	1,033	1,033	1,032	1,033	1,033	1,033	1,033																					
FY11 Phased PO's	1,033	1,033	1,032	1,033	1,033	1,033	1,033																					
Pending	1,033	1,033	1,032	1,033	1,033	1,033	1,033																					



# 12 GeV 1.9.6 N&S LCW

## Earned Value \$K

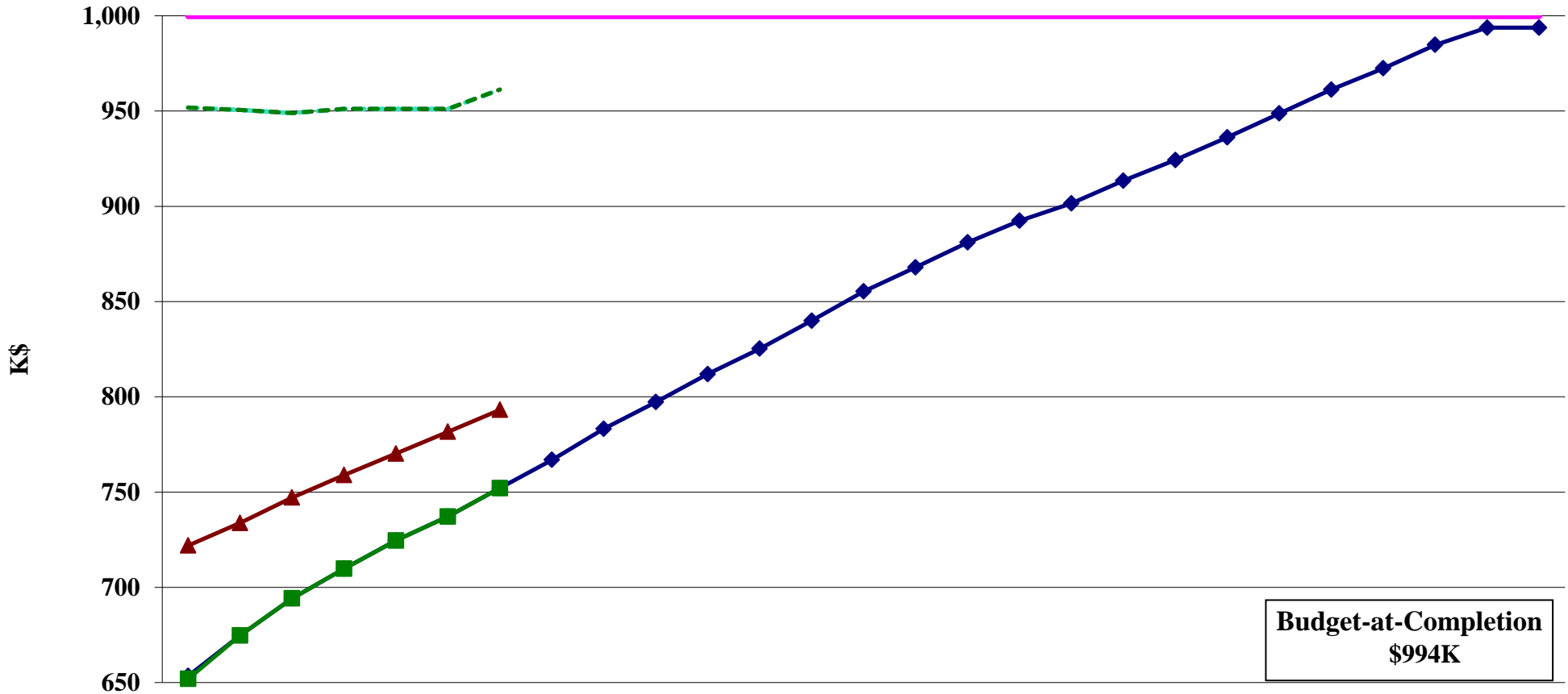


**Budget-at-Completion  
\$3,456K**

	Jul-11	Aug-11	Sep-11	Oct-11	Nov-11	Dec-11	Jan-12	Feb-12	Mar-12	Apr-12	May-12	Jun-12	Jul-12	Aug-12	Sep-12	Oct-12	Nov-12	Dec-12	Jan-13	Feb-13	Mar-13	Apr-13	May-13	Jun-13	Jul-13	Aug-13	Sep-13	
BCWS	2,789	3,028	3,234	3,456	3,456	3,456	3,456	3,456	3,456	3,456	3,456	3,456	3,456	3,456	3,456	3,456	3,456	3,456	3,456	3,456	3,456	3,456	3,456	3,456	3,456	3,456	3,456	3,456
BCWP	3,380	3,391	3,439	3,454	3,456	3,456	3,456																					
ACWP	3,221	3,233	3,281	3,322	3,424	3,424	3,431																					
Obligated	3,455	3,455	3,455	3,432	3,425	3,425	3,430																					
FY11 Phased PO's	3,455	3,455	3,455	3,432	3,425	3,425	3,430																					
Pending	3,455	3,455	3,455	3,432	3,425	3,425	3,430																					
Funding	3,500	3,500	3,500	3,500	3,500	3,500	3,500	3,500	3,500	3,500	3,500	3,500	3,500	3,500	3,500	3,500	3,500	3,500	3,500	3,500	3,500	3,500	3,500	3,500	3,500	3,500	3,500	3,500

# 12 GeV 1.9.7 Infrastructure

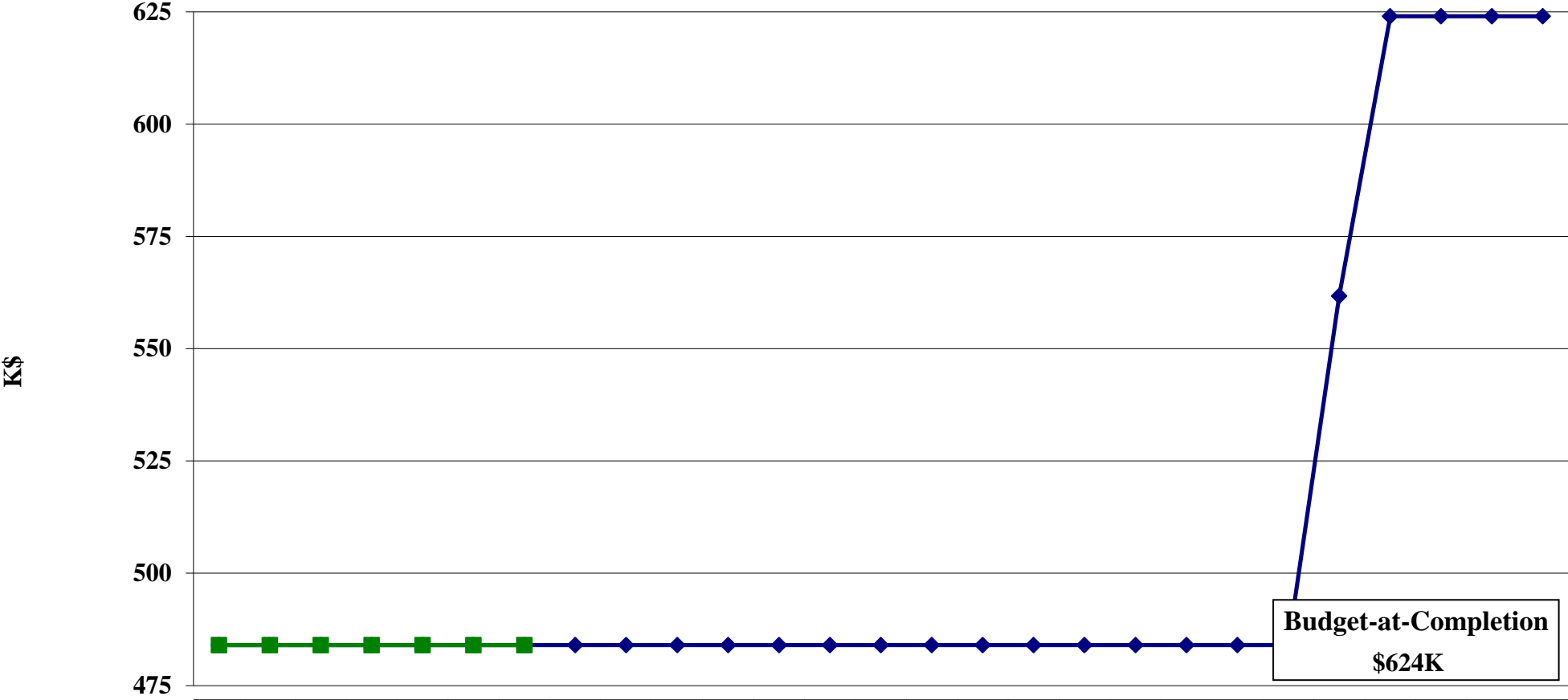
## Earned Value \$K



**Budget-at-Completion**  
**\$994K**

	Jul-11	Aug-11	Sep-11	Oct-11	Nov-11	Dec-11	Jan-12	Feb-12	Mar-12	Apr-12	May-12	Jun-12	Jul-12	Aug-12	Sep-12	Oct-12	Nov-12	Dec-12	Jan-13	Feb-13	Mar-13	Apr-13	May-13	Jun-13	Jul-13	Aug-13	Sep-13
BCWS	653	675	694	710	725	737	752	767	783	797	812	825	840	855	868	881	892	902	913	924	936	949	961	972	985	994	994
BCWP	652	675	694	710	725	737	752																				
ACWP	722	734	747	759	770	782	793																				
Obligated	952	951	949	951	951	951	961																				
FY11 Phased PO's	952	951	949	951	951	951	961																				
Pending	952	951	949	951	951	951	961																				
Funding	1,000	1,000	1,000	1,000	1,000	1,000	1,000	1,000	1,000	1,000	1,000	1,000	1,000	1,000	1,000	1,000	1,000	1,000	1,000	1,000	1,000	1,000	1,000	1,000	1,000	1,000	1,000

# 12 GeV 1.10 Non-DOE Scope Earned Value \$K



	Jul-11	Aug-11	Sep-11	Oct-11	Nov-11	Dec-11	Jan-12	Feb-12	Mar-12	Apr-12	May-12	Jun-12	Jul-12	Aug-12	Sep-12	Oct-12	Nov-12	Dec-12	Jan-13	Feb-13	Mar-13	Apr-13	May-13	Jun-13	Jul-13	Aug-13	Sep-13	
BCWS	484	484	484	484	484	484	484	484	484	484	484	484	484	484	484	484	484	484	484	484	484	484	484	562	624	624	624	624
BCWP	484	484	484	484	484	484	484																					