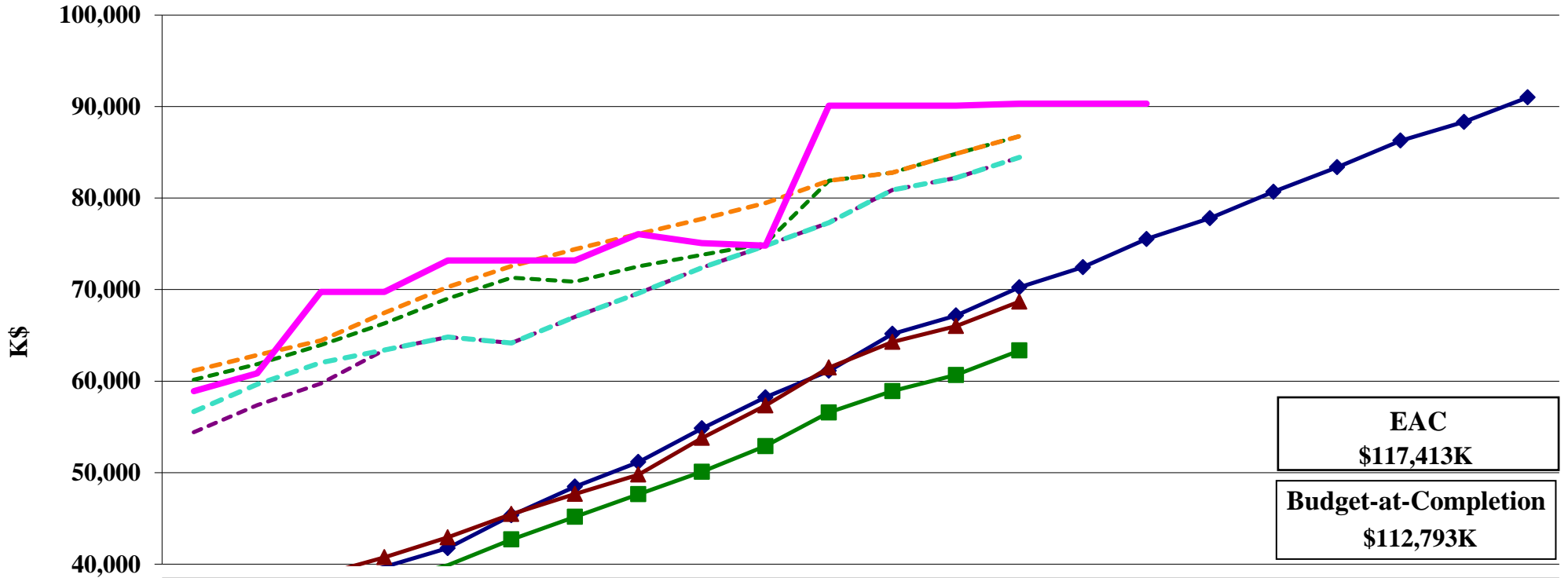


12 GeV 1.4/1.5 NP Construction Experimental Halls

Earned Value \$K

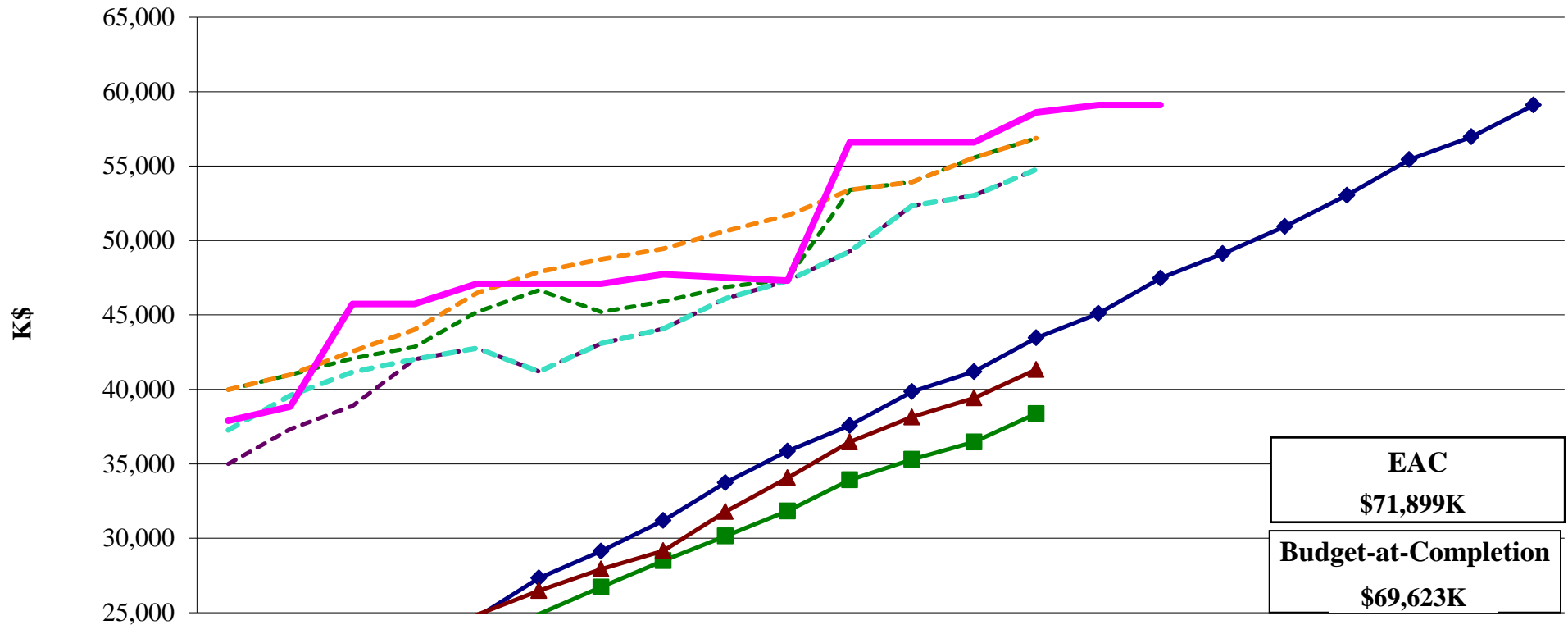
Including changes through CR13-006



	Dec-11	Jan-12	Feb-12	Mar-12	Apr-12	May-12	Jun-12	Jul-12	Aug-12	Sep-12	Oct-12	Nov-12	Dec-12	Jan-13	Feb-13	Mar-13	Apr-13	May-13	Jun-13	Jul-13	Aug-13	Sep-13	
BCWS	35,683	37,102	37,667	39,713	41,758	45,343	48,468	51,162	54,831	58,222	61,120	65,163	67,158	70,254	72,448	75,528	77,799	80,689	83,359	86,270	88,311	90,994	
BCWP	31,888	34,458	36,170	38,132	39,887	42,707	45,170	47,638	50,097	52,906	56,587	58,909	60,671	63,343									
ACWP	34,335	36,778	38,816	40,760	42,939	45,480	47,676	49,792	53,793	57,342	61,475	64,282	66,005	68,693									
Obligated	54,407	57,386	59,739	63,385	64,826	64,155	67,029	69,609	72,398	74,801	77,314	80,888	82,189	84,439									
FY13 Phase POs	56,678	59,658	62,010	63,385	64,826	64,154	67,029	69,609	72,399	74,801	77,314	80,888	82,189	84,439									
Pending	60,149	61,863	63,951	66,299	69,021	71,316	70,863	72,528	73,786	75,044	81,894	82,781	84,833	86,745									
NOFUND & FY14 PRs	61,145	62,859	64,428	67,457	70,284	72,557	74,405	76,070	77,731	79,452	81,894	82,781	84,833	86,745									
Funding	58,900	60,850	69,741	69,741	73,191	73,191	73,191	76,078	75,078	74,810	90,101	90,101	90,101	90,311	90,311	90,311							

12 GeV 1.4 Construction Upgrade Hall A, B & C

Earned Value \$K



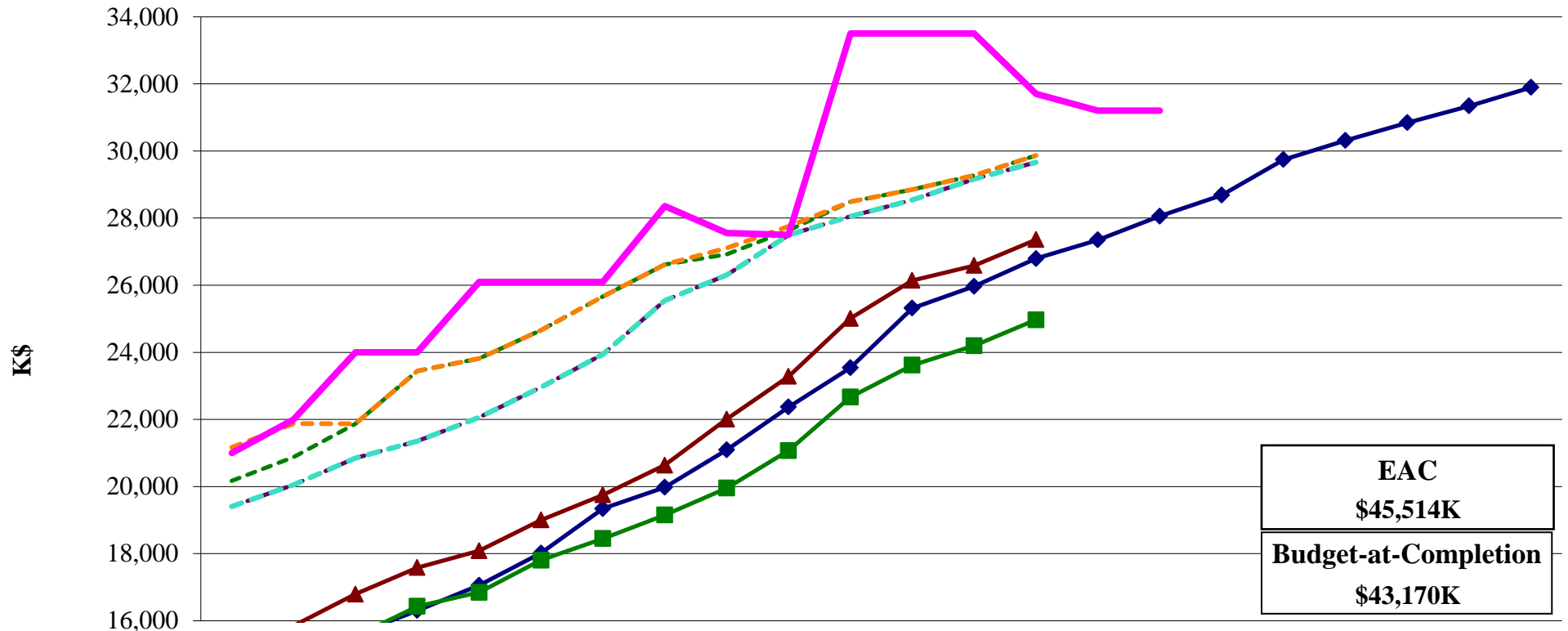
	Dec-11	Jan-12	Feb-12	Mar-12	Apr-12	May-12	Jun-12	Jul-12	Aug-12	Sep-12	Oct-12	Nov-12	Dec-12	Jan-13	Feb-13	Mar-13	Apr-13	May-13	Jun-13	Jul-13	Aug-13	Sep-13
BCWS	21,173	22,020	22,072	23,407	24,703	27,329	29,129	31,185	33,739	35,853	37,583	39,847	41,190	43,462	45,097	47,472	49,117	50,946	53,045	55,427	56,967	59,100
BCWP	17,530	19,541	20,639	21,702	23,040	24,904	26,721	28,488	30,145	31,835	33,921	35,294	36,473	38,376								
ACWP	19,231	20,931	22,026	23,176	24,852	26,479	27,928	29,159	31,785	34,061	36,469	38,141	39,418	41,333								
Obligated	34,999	37,332	38,890	42,029	42,760	41,195	43,088	44,067	46,097	47,301	49,267	52,344	53,024	54,777								
FY13 Phase POs	37,270	39,603	41,161	42,029	42,760	41,195	43,088	44,067	46,097	47,301	49,267	52,344	53,024	54,777								
Pending	39,977	40,984	42,082	42,857	45,206	46,656	45,202	45,909	46,869	47,411	53,406	53,931	55,560	56,881								
NOFUND & FY13 PRs	39,977	40,984	42,559	44,015	46,469	47,897	48,744	49,451	50,626	51,698	53,406	53,931	55,560	56,881								
Funding	37,900	38,850	45,741	45,741	47,091	47,091	47,091	47,723	47,523	47,310	56,601	56,601	56,601	58,611	59,111	59,111						
CAM EAC	66,373	67,674	69,717	69,645	69,806	70,100	70,687	70,779	70,732	71,469	71,620	72,602	72,676	73,523								

EAC
\$71,899K

Budget-at-Completion
\$69,623K

12 GeV 1.5 Construction Hall D

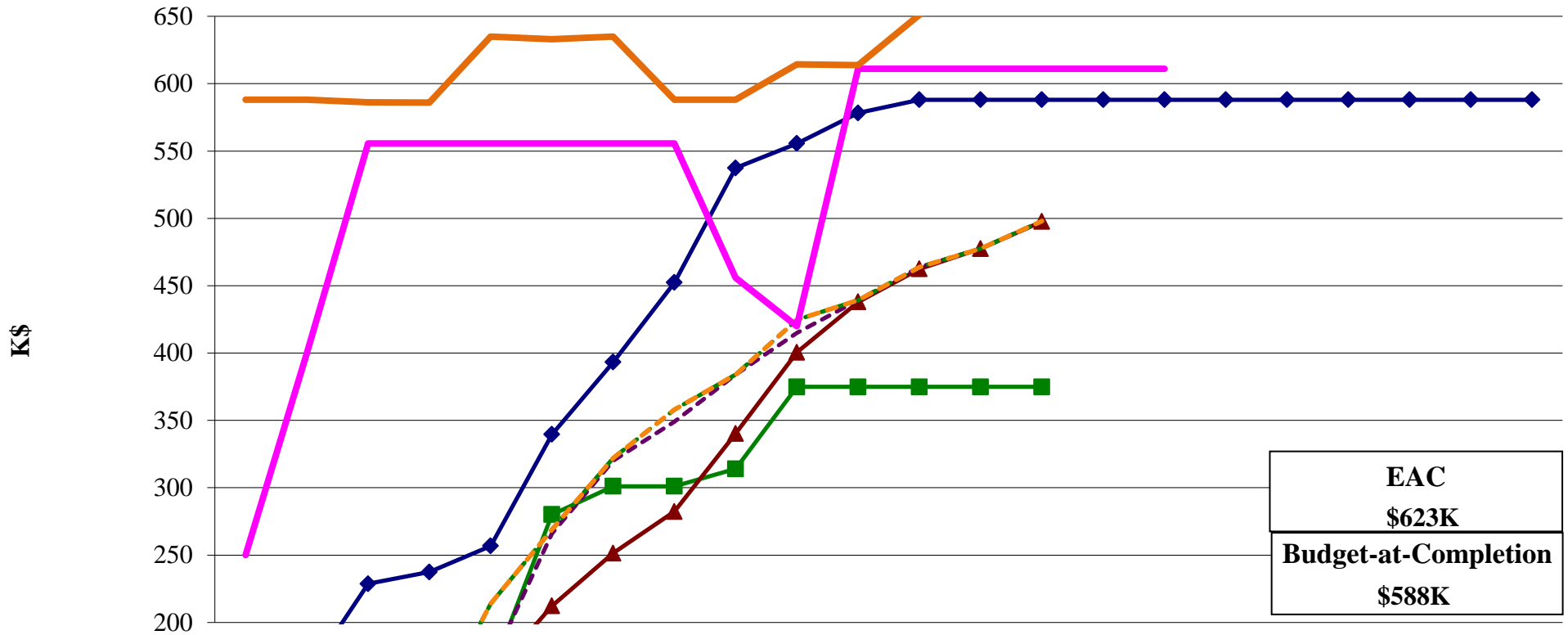
Earned Value \$K



	Dec-11	Jan-12	Feb-12	Mar-12	Apr-12	May-12	Jun-12	Jul-12	Aug-12	Sep-12	Oct-12	Nov-12	Dec-12	Jan-13	Feb-13	Mar-13	Apr-13	May-13	Jun-13	Jul-13	Aug-13	Sep-13	
BCWS	14,511	15,082	15,596	16,306	17,056	18,014	19,339	19,977	21,092	22,370	23,536	25,317	25,968	26,792	27,351	28,057	28,682	29,743	30,315	30,842	31,344	31,894	
BCWP	14,358	14,917	15,531	16,430	16,847	17,803	18,448	19,150	19,952	21,071	22,666	23,615	24,198	24,967									
ACWP	15,104	15,847	16,790	17,584	18,087	19,001	19,748	20,633	22,008	23,281	25,006	26,141	26,586	27,360									
Obligated	19,408	20,055	20,849	21,356	22,066	22,959	23,941	25,542	26,302	27,500	28,047	28,544	29,165	29,661									
FY13 Phased POs	19,408	20,055	20,849	21,356	22,066	22,959	23,941	25,542	26,302	27,500	28,047	28,544	29,165	29,661									
Pending	20,172	20,879	21,869	23,442	23,815	24,660	25,661	26,619	26,917	27,633	28,488	28,851	29,273	29,864									
NOFUND & FY14 PRs	21,168	21,875	21,869	23,442	23,815	24,660	25,661	26,619	27,104	27,754	28,488	28,851	29,273	29,864									
Funding	21,000	22,000	24,000	24,000	26,100	26,100	26,100	28,356	27,555	27,500	33,500	33,500	33,500	31,700	31,200	31,200							
CAM EAC	42,433	42,899	45,032	45,838	45,668	45,721	45,754	45,536	45,773	45,370	46,356	46,574	46,653	46,653									

12 GeV 1.4.1 Construction Hall A

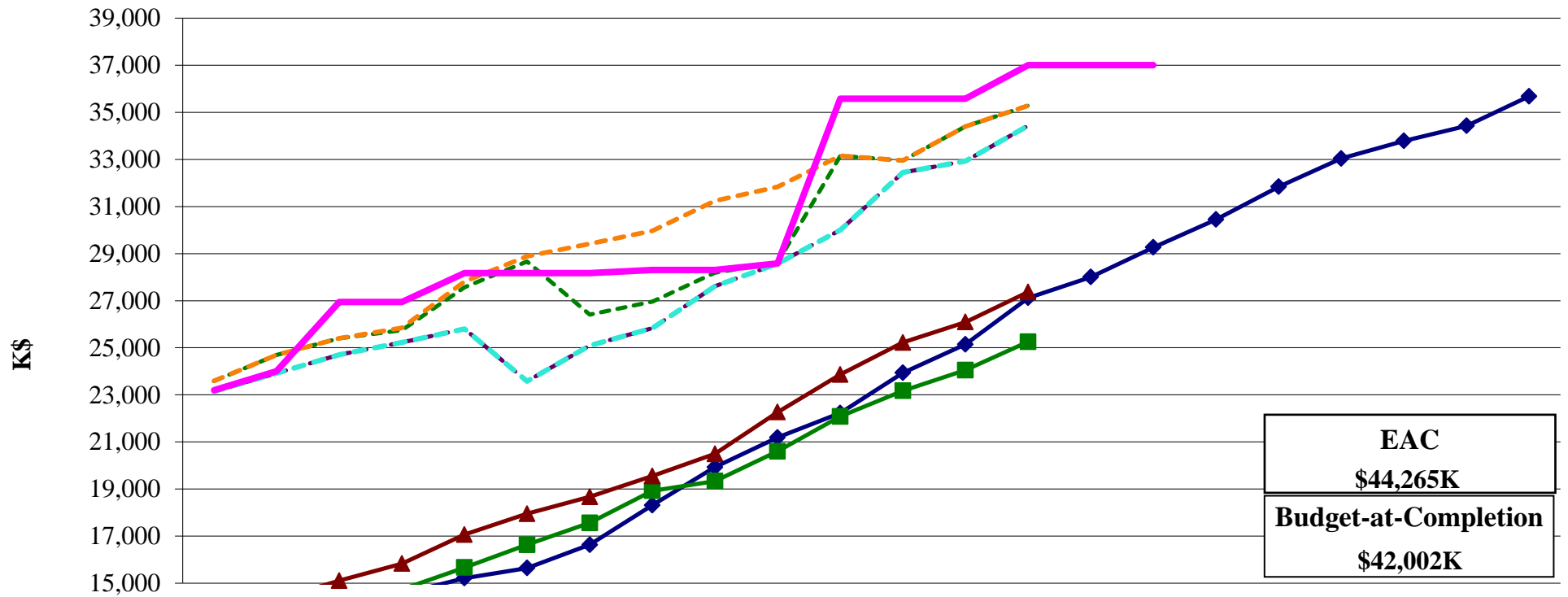
Earned Value \$K



	Dec-11	Jan-12	Feb-12	Mar-12	Apr-12	May-12	Jun-12	Jul-12	Aug-12	Sep-12	Oct-12	Nov-12	Dec-12	Jan-13	Feb-13	Mar-13	Apr-13	May-13	Jun-13	Jul-13	Aug-13	Sep-13
BCWS	40	161	229	237	257	340	393	452	537	556	578	588	588	588	588	588	588	588	588	588	588	588
BCWP	130	147	151	155	162	280	301	301	314	375	375	375	375	375								
ACWP	36	51	71	122	160	212	251	282	340	401	438	462	478	498								
Obligated	36	51	71	127	168	266	320	349	384	415	439	464	478	498								
Pending	36	51	98	127	214	269	322	358	384	425	439	464	478	498								
NOFUND & FY14 PRs	36	51	98	127	214	269	322	358	384	425	439	464	478	498								
Funding	250	400	556	556	556	556	556	556	456	420	611	611	611	611	611	611						
CAM EAC	588	588	586	586	635	633	635	588	588	614	614	651	676	691								

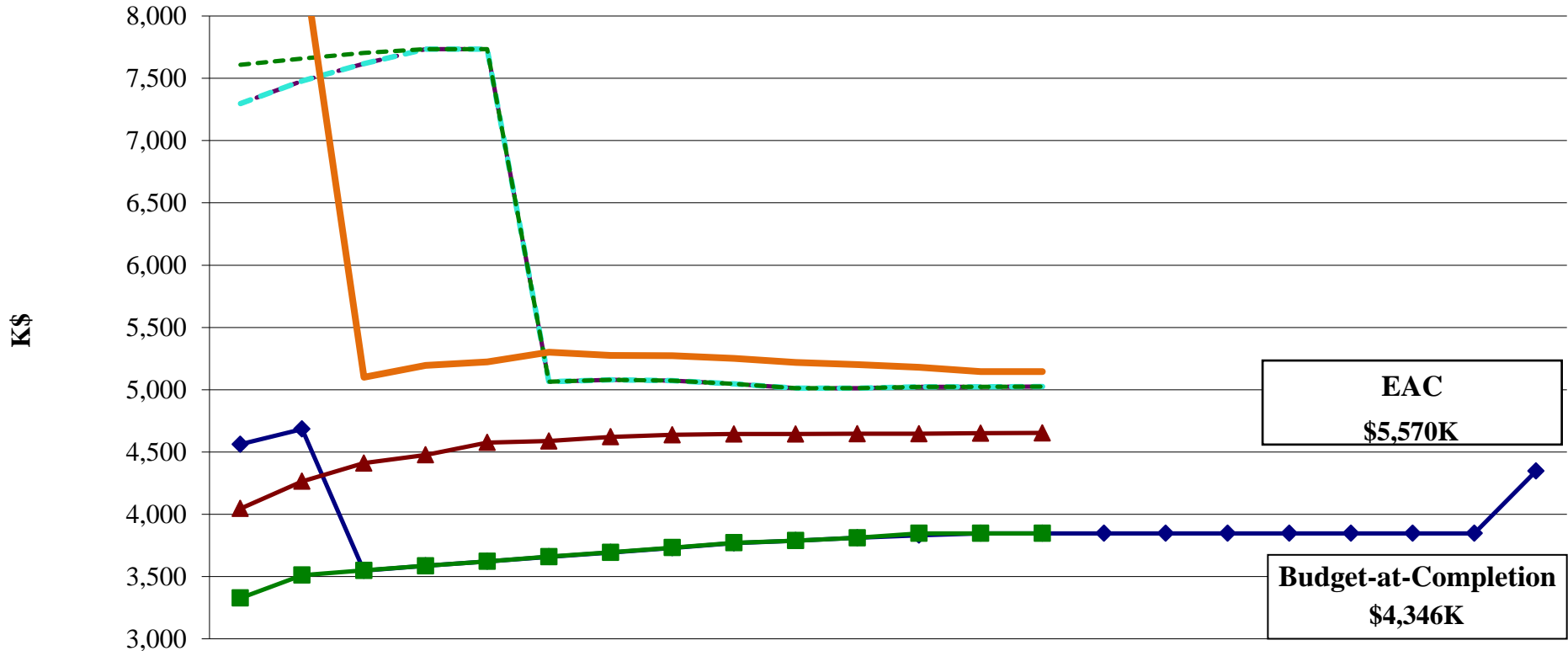
12 GeV 1.4.2 Construction Hall B

Earned Value \$K



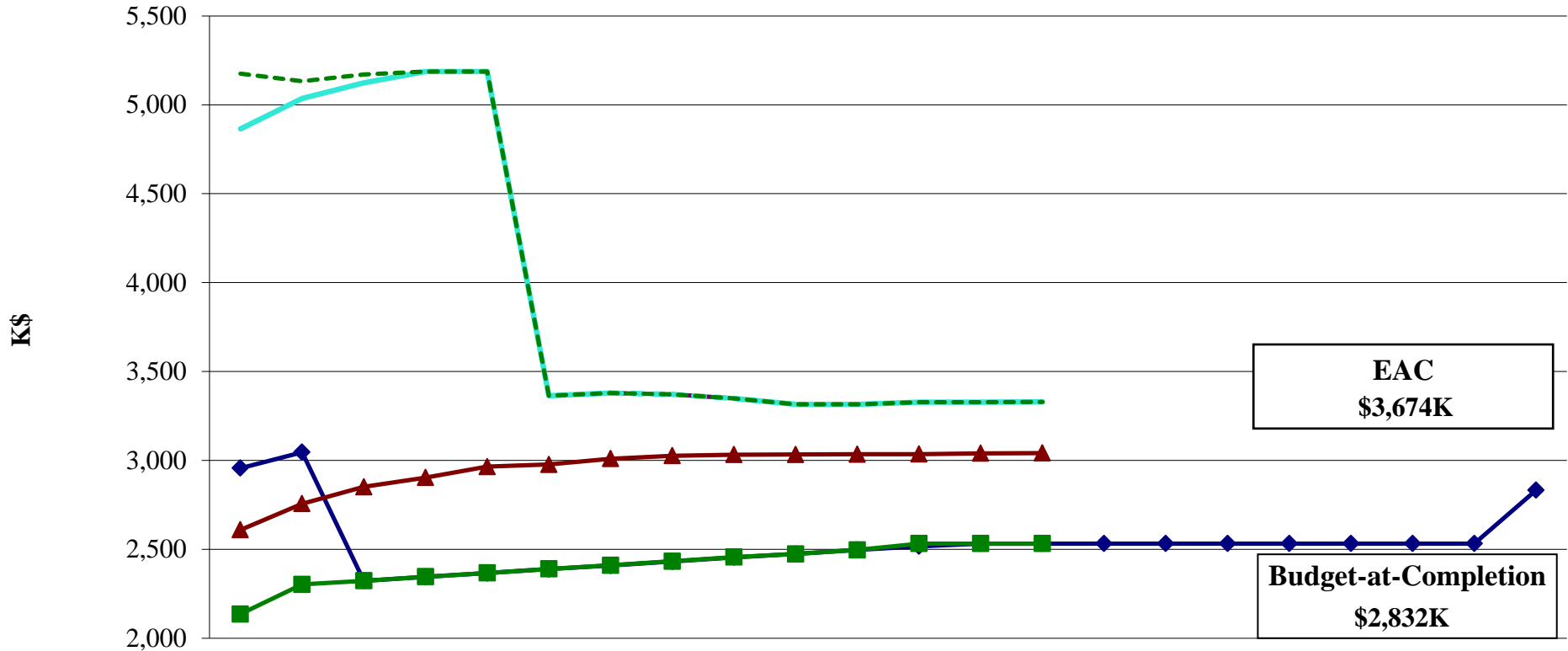
	Dec-11	Jan-12	Feb-12	Mar-12	Apr-12	May-12	Jun-12	Jul-12	Aug-12	Sep-12	Oct-12	Nov-12	Dec-12	Jan-13	Feb-13	Mar-13	Apr-13	May-13	Jun-13	Jul-13	Aug-13	Sep-13	
BCWS	13,719	14,232	13,755	14,548	15,212	15,647	16,632	18,314	19,928	21,188	22,230	23,939	25,146	27,119	28,002	29,261	30,449	31,839	33,040	33,785	34,429	35,683	
BCWP	11,957	13,154	13,955	14,741	15,666	16,637	17,566	18,930	19,340	20,601	22,086	23,173	24,054	25,257									
ACWP	13,498	14,303	15,108	15,831	17,066	17,952	18,666	19,553	20,491	22,267	23,862	25,224	26,092	27,366									
Obligated	23,145	23,922	24,711	25,227	25,801	23,574	25,090	25,833	27,615	28,578	30,003	32,448	32,929	34,434									
FY13 Phase POs	23,145	23,922	24,711	25,227	25,801	23,574	25,090	25,833	27,615	28,578	30,003	32,448	32,929	34,434									
Pending	23,588	24,691	25,406	25,751	27,569	28,668	26,406	26,966	28,186	28,623	33,149	32,957	34,396	35,285									
NOFUND & FY14 PRs	23,588	24,691	25,406	25,842	27,811	28,889	29,412	29,972	31,236	31,838	33,149	32,957	34,396	35,285									
Funding	23,200	24,000	26,950	26,950	28,173	28,173	28,173	28,305	28,305	28,580	35,580	35,580	35,580	37,000	37,000	37,000							
CAM EAC	40,553	40,726	42,672	42,594	42,613	42,899	43,306	43,876	43,956	44,286	44,164	44,933	44,975	44,975									

12 GeV 1.4.2.1 Magnet Earned Value \$K



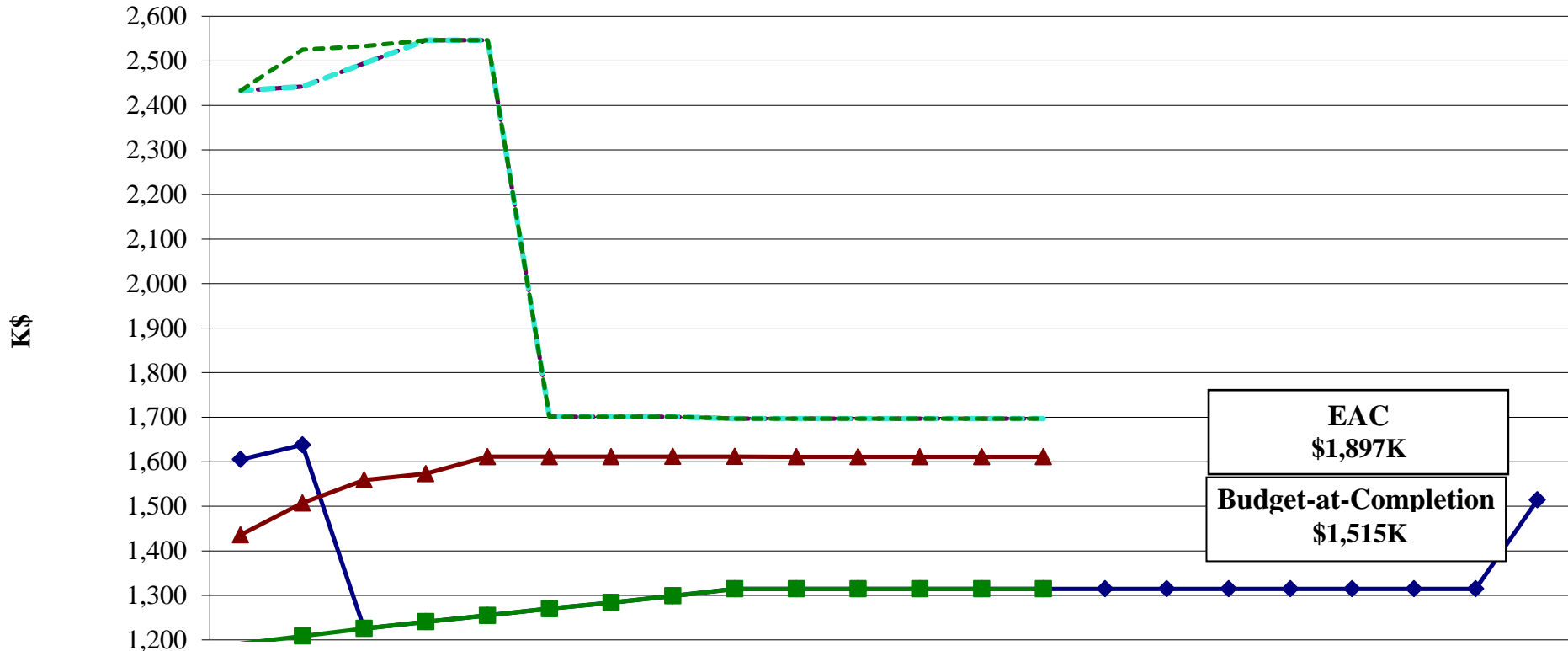
	Dec-11	Jan-12	Feb-12	Mar-12	Apr-12	May-12	Jun-12	Jul-12	Aug-12	Sep-12	Oct-12	Nov-12	Dec-12	Jan-13	Feb-13	Mar-13	Apr-13	May-13	Jun-13	Jul-13	Aug-13	Sep-13		
BCWS	4,562	4,684	3,548	3,586	3,621	3,659	3,693	3,730	3,769	3,788	3,811	3,831	3,846	3,846	3,846	3,846	3,846	3,846	3,846	3,846	3,846	3,846	4,346	
BCWP	3,327	3,511	3,549	3,586	3,622	3,659	3,693	3,732	3,771	3,788	3,811	3,846	3,846	3,846										
ACWP	4,045	4,264	4,410	4,476	4,576	4,588	4,621	4,637	4,644	4,644	4,646	4,646	4,651	4,652										
Obligated	7,297	7,478	7,618	7,734	7,734	5,065	5,080	5,072	5,046	5,012	5,013	5,024	5,024	5,025										
FY13 Phase POs	7,297	7,478	7,618	7,734	7,734	5,065	5,080	5,072	5,046	5,012	5,013	5,024	5,024	5,025										
Pending	7,608	7,658	7,704	7,734	7,734	5,065	5,080	5,072	5,046	5,012	5,013	5,024	5,024	5,025										
CAMEAC	8,523	8,515	5,099	5,194	5,224	5,301	5,275	5,274	5,252	5,219	5,202	5,181	5,146	5,146										

12 GeV 1.4.2.1.1 Toroidal Magnet Earned Value \$K



	Dec-11	Jan-12	Feb-12	Mar-12	Apr-12	May-12	Jun-12	Jul-12	Aug-12	Sep-12	Oct-12	Nov-12	Dec-12	Jan-13	Feb-13	Mar-13	Apr-13	May-13	Jun-13	Jul-13	Aug-13	Sep-13		
BCWS	2,957	3,046	2,323	2,345	2,366	2,388	2,409	2,431	2,454	2,474	2,497	2,517	2,532	2,532	2,532	2,532	2,532	2,532	2,532	2,532	2,532	2,532	2,832	
BCWP	2,135	2,303	2,323	2,345	2,367	2,389	2,410	2,433	2,456	2,474	2,497	2,532	2,532	2,532										
ACWP	2,609	2,756	2,851	2,903	2,965	2,977	3,009	3,026	3,032	3,033	3,035	3,035	3,040	3,041										
Obligated	4,864	5,036	5,124	5,187	5,188	3,364	3,379	3,371	3,348	3,315	3,316	3,327	3,327	3,328										
FY13 Phase POs	4,864	5,036	5,124	5,187	5,188	3,364	3,379	3,371	3,348	3,315	3,316	3,327	3,327	3,328										
Pending	5,175	5,133	5,170	5,187	5,188	3,364	3,379	3,371	3,348	3,315	3,316	3,327	3,327	3,328										

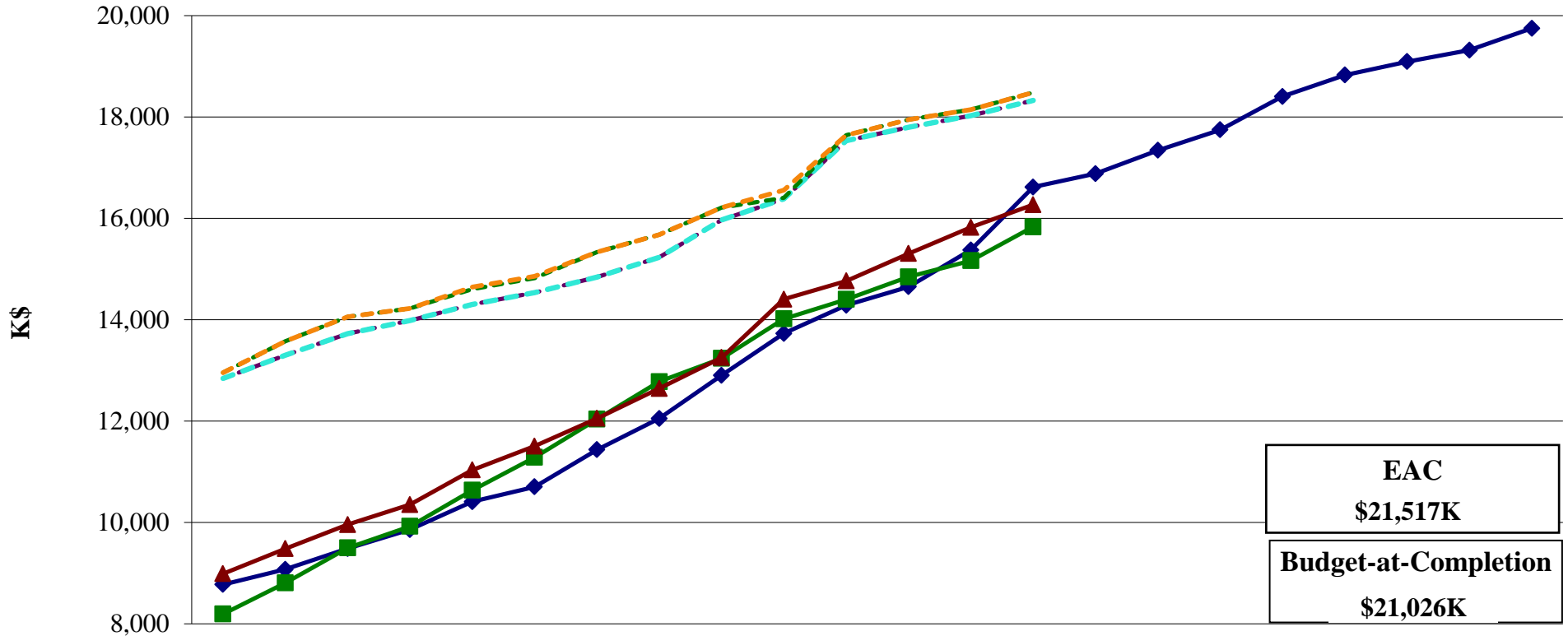
12 GeV 1.4.2.1.2 Magnet Solenoid Earned Value \$K



	Dec-11	Jan-12	Feb-12	Mar-12	Apr-12	May-12	Jun-12	Jul-12	Aug-12	Sep-12	Oct-12	Nov-12	Dec-12	Jan-13	Feb-13	Mar-13	Apr-13	May-13	Jun-13	Jul-13	Aug-13	Sep-13	
BCWS	1,605	1,638	1,226	1,241	1,255	1,270	1,284	1,299	1,315	1,315	1,315	1,315	1,315	1,315	1,315	1,315	1,315	1,315	1,315	1,315	1,315	1,315	1,515
BCWP	1,192	1,209	1,226	1,241	1,255	1,270	1,284	1,299	1,315	1,315	1,315	1,315	1,315	1,315									
ACWP	1,436	1,507	1,559	1,573	1,611	1,611	1,611	1,612	1,612	1,611	1,611	1,611	1,611	1,611									
Obligated	2,433	2,442	2,494	2,546	2,546	1,701	1,701	1,701	1,697	1,697	1,697	1,697	1,697	1,697									
FY13 Phase POs	2,433	2,442	2,494	2,546	2,546	1,701	1,701	1,701	1,697	1,697	1,697	1,697	1,697	1,697									
Pending	2,433	2,525	2,533	2,546	2,546	1,701	1,701	1,701	1,697	1,697	1,697	1,697	1,697	1,697									

12 GeV 1.4.2.2 Detectors

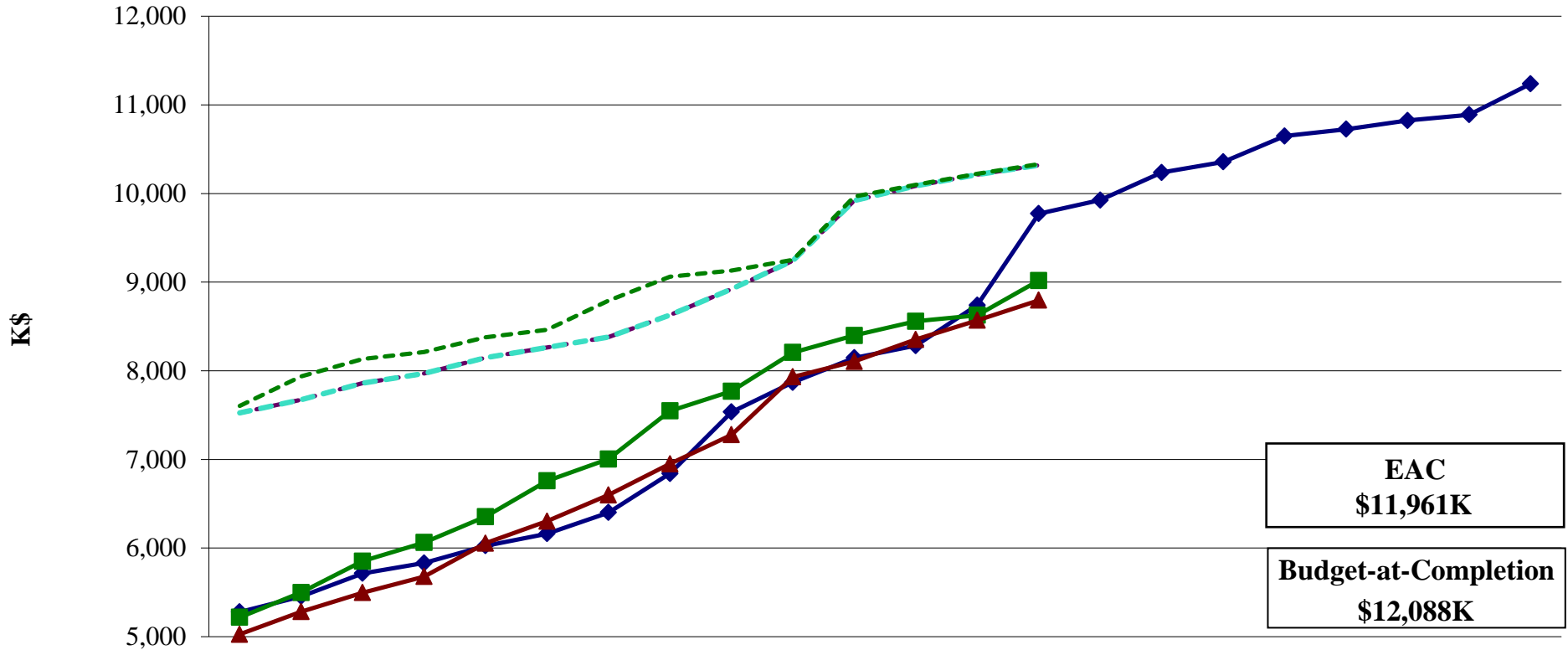
Earned Value \$K



EAC \$21,517K
Budget-at-Completion \$21,026K

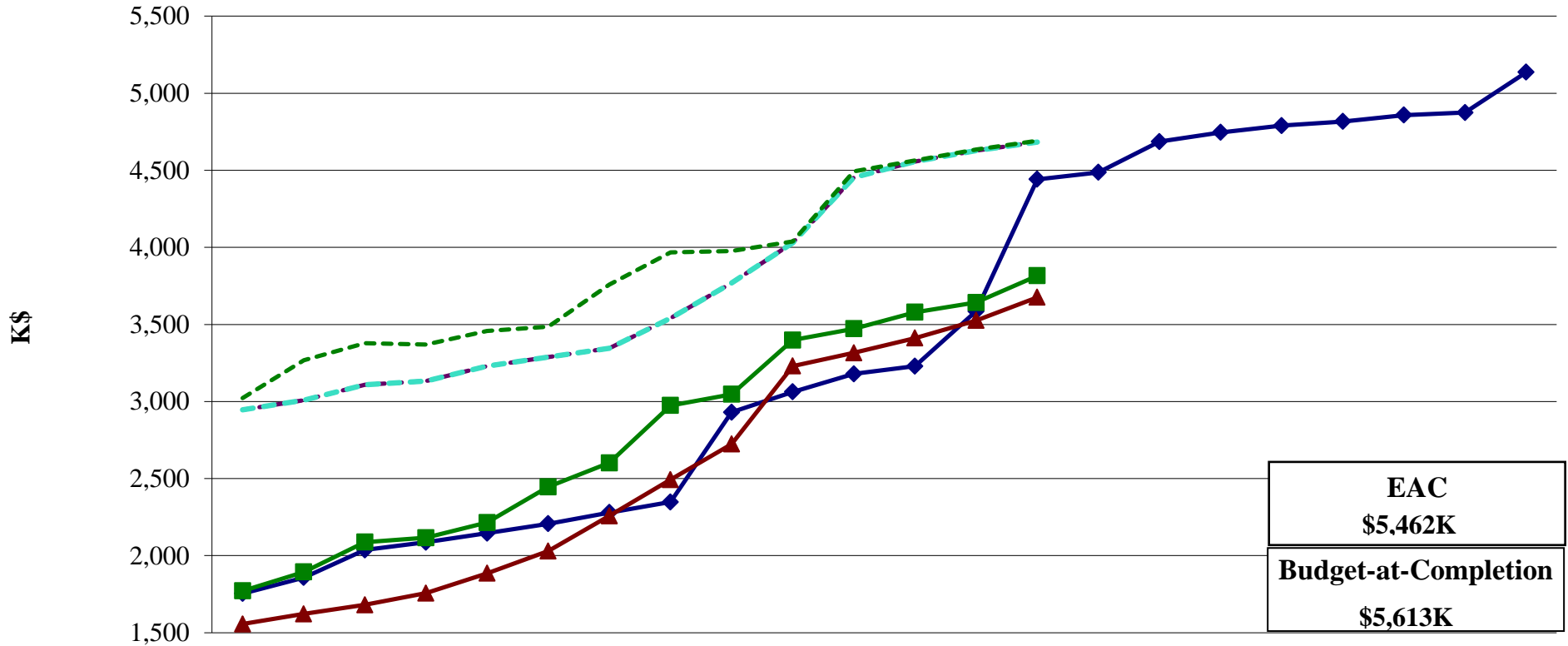
	Dec-11	Jan-12	Feb-12	Mar-12	Apr-12	May-12	Jun-12	Jul-12	Aug-12	Sep-12	Oct-12	Nov-12	Dec-12	Jan-13	Feb-13	Mar-13	Apr-13	May-13	Jun-13	Jul-13	Aug-13	Sep-13	
BCWS	8,776	9,074	9,486	9,858	10,411	10,703	11,437	12,052	12,904	13,728	14,286	14,651	15,376	16,617	16,882	17,342	17,748	18,405	18,828	19,092	19,318	19,751	
BCWP	8,196	8,809	9,497	9,925	10,637	11,284	12,038	12,779	13,238	14,016	14,403	14,845	15,166	15,832									
ACWP	8,989	9,484	9,958	10,353	11,036	11,505	12,055	12,642	13,255	14,405	14,767	15,307	15,824	16,270									
Obligated	12,843	13,301	13,726	13,983	14,303	14,534	14,842	15,233	15,970	16,385	17,533	17,798	18,027	18,325									
FY13 Phase POs	12,843	13,301	13,726	13,983	14,303	14,534	14,842	15,233	15,970	16,385	17,533	17,798	18,027	18,325									
Pending	12,957	13,573	14,057	14,226	14,604	14,819	15,336	15,678	16,211	16,408	17,640	17,946	18,146	18,483									
NOFUND & FY14 PRs	12,957	13,573	14,057	14,226	14,644	14,859	15,336	15,678	16,211	16,554	17,640	17,946	18,146	18,483									
CAM EAC	24,180	24,252	21,658	21,493	21,479	21,420	21,697	21,444	21,412	21,466	21,415	21,744	21,856	21,856									

12 GeV 1.4.2.2.1 Tracking Earned Value \$K



	Dec-11	Jan-12	Feb-12	Mar-12	Apr-12	May-12	Jun-12	Jul-12	Aug-12	Sep-12	Oct-12	Nov-12	Dec-12	Jan-13	Feb-13	Mar-13	Apr-13	May-13	Jun-13	Jul-13	Aug-13	Sep-13	
BCWS	5,278	5,453	5,714	5,831	6,025	6,162	6,401	6,841	7,535	7,869	8,145	8,284	8,740	9,773	9,925	10,238	10,356	10,648	10,726	10,823	10,889	11,238	
BCWP	5,218	5,498	5,851	6,062	6,353	6,757	7,004	7,547	7,769	8,206	8,398	8,558	8,626	9,019									
ACWP	5,026	5,281	5,496	5,677	6,054	6,303	6,599	6,949	7,277	7,931	8,105	8,352	8,568	8,796									
Obligated	7,524	7,672	7,862	7,970	8,147	8,263	8,380	8,630	8,921	9,242	9,921	10,088	10,213	10,319									
FY13 Phase POs	7,524	7,672	7,862	7,970	8,147	8,263	8,380	8,630	8,921	9,242	9,921	10,088	10,213	10,319									
Pending	7,603	7,935	8,134	8,211	8,378	8,462	8,793	9,062	9,130	9,251	9,965	10,097	10,222	10,332									

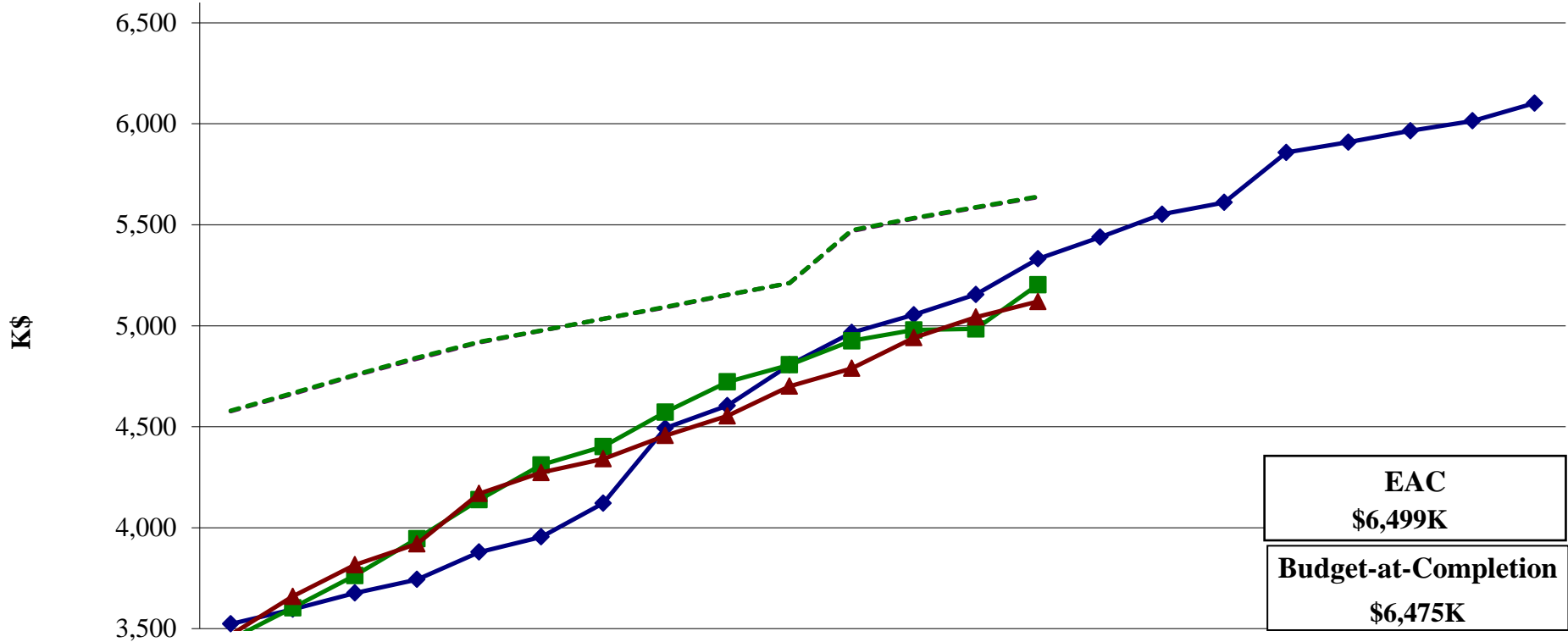
12 GeV 1.4.2.2.1.1 Silicon Detector Earned Value \$K



	Dec-11	Jan-12	Feb-12	Mar-12	Apr-12	May-12	Jun-12	Jul-12	Aug-12	Sep-12	Oct-12	Nov-12	Dec-12	Jan-13	Feb-13	Mar-13	Apr-13	May-13	Jun-13	Jul-13	Aug-13	Sep-13
BCWS	1,754	1,858	2,037	2,087	2,146	2,207	2,279	2,348	2,930	3,063	3,179	3,229	3,586	4,441	4,486	4,686	4,746	4,790	4,817	4,858	4,875	5,136
BCWP	1,771	1,894	2,088	2,116	2,215	2,446	2,602	2,975	3,047	3,399	3,472	3,579	3,642	3,816								
ACWP	1,556	1,622	1,680	1,757	1,886	2,029	2,258	2,493	2,724	3,230	3,316	3,411	3,526	3,676								
Obligated	2,947	3,009	3,109	3,133	3,229	3,289	3,345	3,540	3,769	4,030	4,453	4,557	4,628	4,682								
FY13 Phase POs	2,947	3,009	3,109	3,133	3,229	3,289	3,345	3,540	3,769	4,030	4,453	4,557	4,628	4,682								
Pending	3,023	3,268	3,378	3,369	3,458	3,486	3,758	3,968	3,977	4,039	4,493	4,564	4,635	4,692								

12 GeV 1.4.2.2.1.3 Forward Drift Chambers

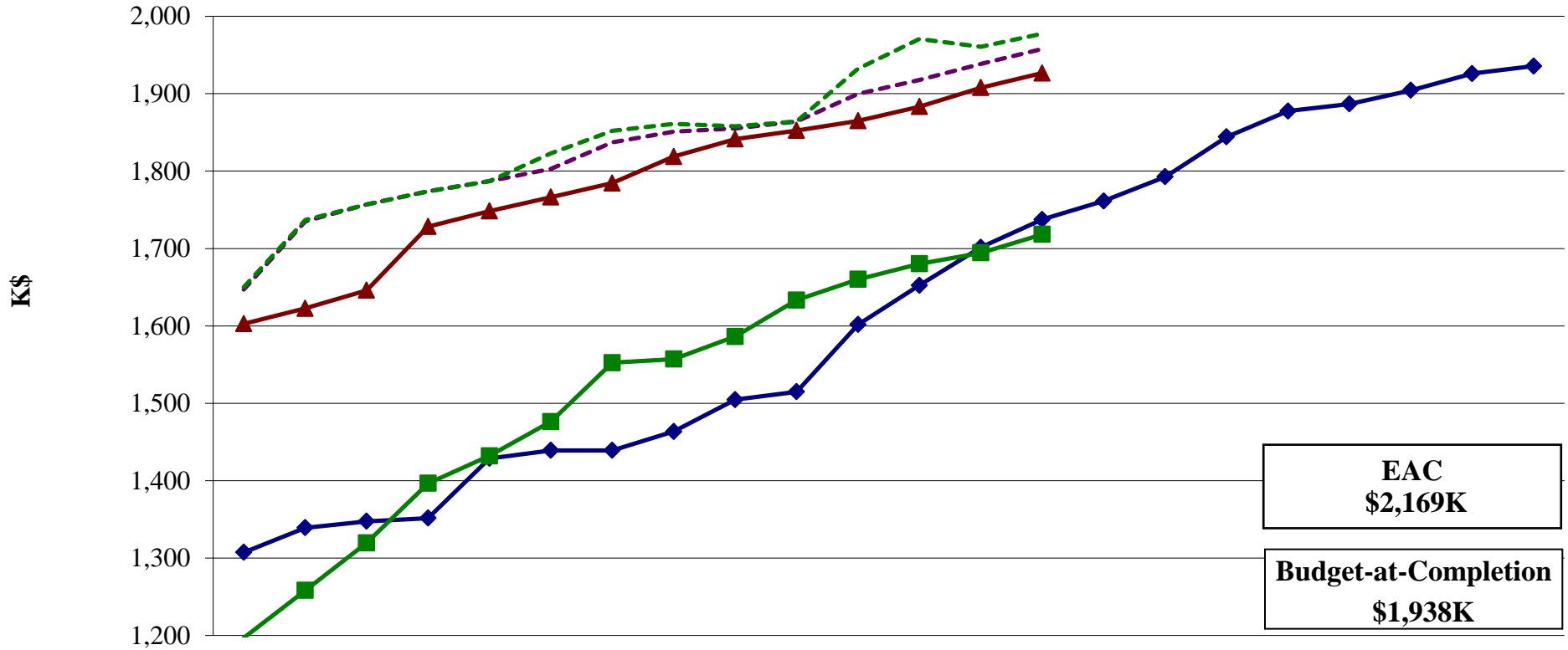
Earned Value \$K



	Dec-11	Jan-12	Feb-12	Mar-12	Apr-12	May-12	Jun-12	Jul-12	Aug-12	Sep-12	Oct-12	Nov-12	Dec-12	Jan-13	Feb-13	Mar-13	Apr-13	May-13	Jun-13	Jul-13	Aug-13	Sep-13	
BCWS	3,524	3,596	3,677	3,744	3,879	3,955	4,122	4,493	4,605	4,806	4,966	5,054	5,155	5,332	5,439	5,552	5,610	5,858	5,909	5,965	6,014	6,102	
BCWP	3,447	3,603	3,763	3,946	4,138	4,311	4,402	4,572	4,722	4,807	4,925	4,979	4,984	5,203									
ACWP	3,470	3,660	3,816	3,920	4,169	4,273	4,341	4,457	4,553	4,700	4,789	4,941	5,043	5,120									
Obligated	4,577	4,663	4,754	4,837	4,918	4,975	5,034	5,091	5,153	5,212	5,469	5,531	5,585	5,636									
Pending	4,579	4,667	4,756	4,842	4,920	4,976	5,035	5,094	5,154	5,212	5,472	5,533	5,587	5,639									

12 GeV 1.4.2.2.2 Calorimetry

Earned Value \$K

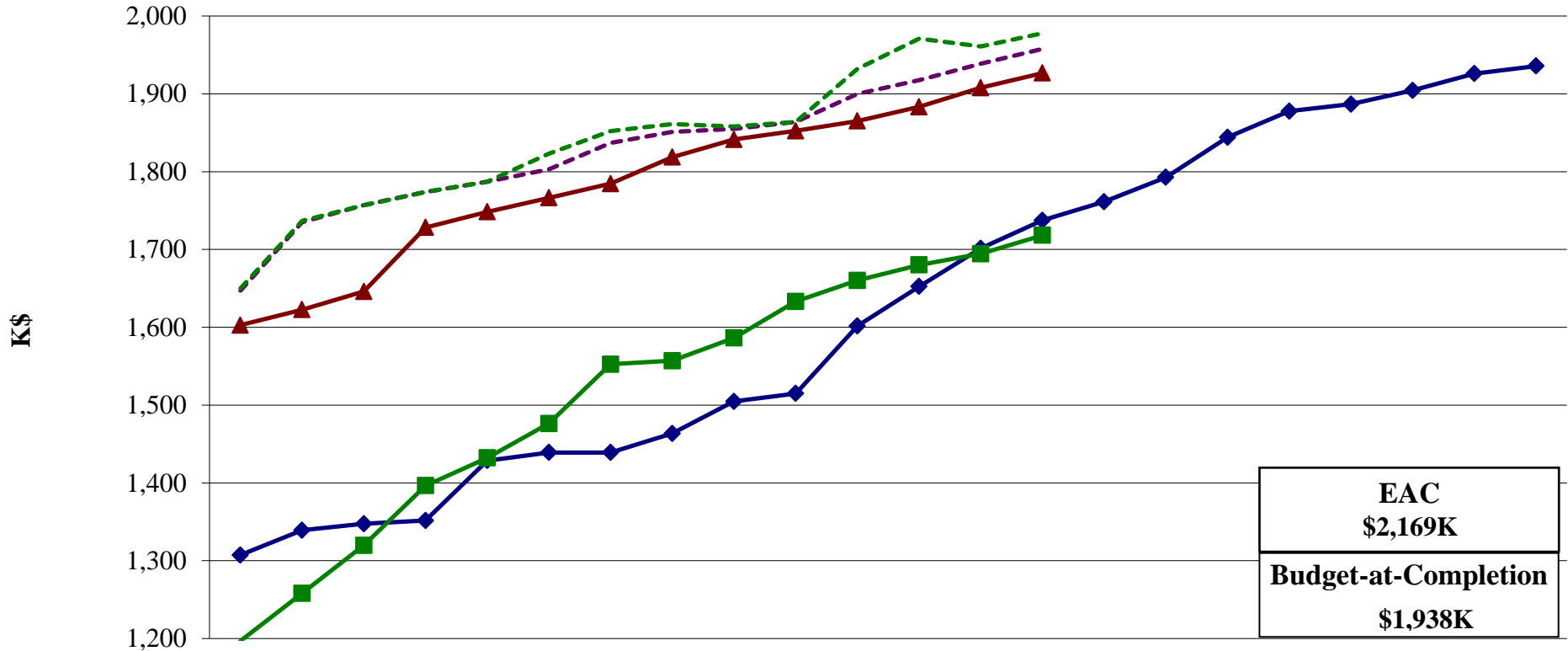


	Dec-11	Jan-12	Feb-12	Mar-12	Apr-12	May-12	Jun-12	Jul-12	Aug-12	Sep-12	Oct-12	Nov-12	Dec-12	Jan-13	Feb-13	Mar-13	Apr-13	May-13	Jun-13	Jul-13	Aug-13	Sep-13	
BCWS	1,307	1,339	1,347	1,352	1,429	1,439	1,439	1,464	1,505	1,515	1,602	1,652	1,701	1,737	1,761	1,793	1,844	1,878	1,887	1,904	1,926	1,936	
BCWP	1,197	1,258	1,320	1,397	1,432	1,476	1,552	1,557	1,586	1,633	1,660	1,680	1,694	1,718									
ACWP	1,603	1,623	1,646	1,728	1,748	1,766	1,784	1,819	1,841	1,852	1,865	1,883	1,908	1,927									
Obligated	1,647	1,735	1,757	1,774	1,787	1,803	1,837	1,851	1,855	1,864	1,900	1,918	1,939	1,958									
Pending	1,650	1,737	1,757	1,774	1,787	1,823	1,852	1,861	1,858	1,864	1,932	1,971	1,961	1,978									

EAC
\$2,169K

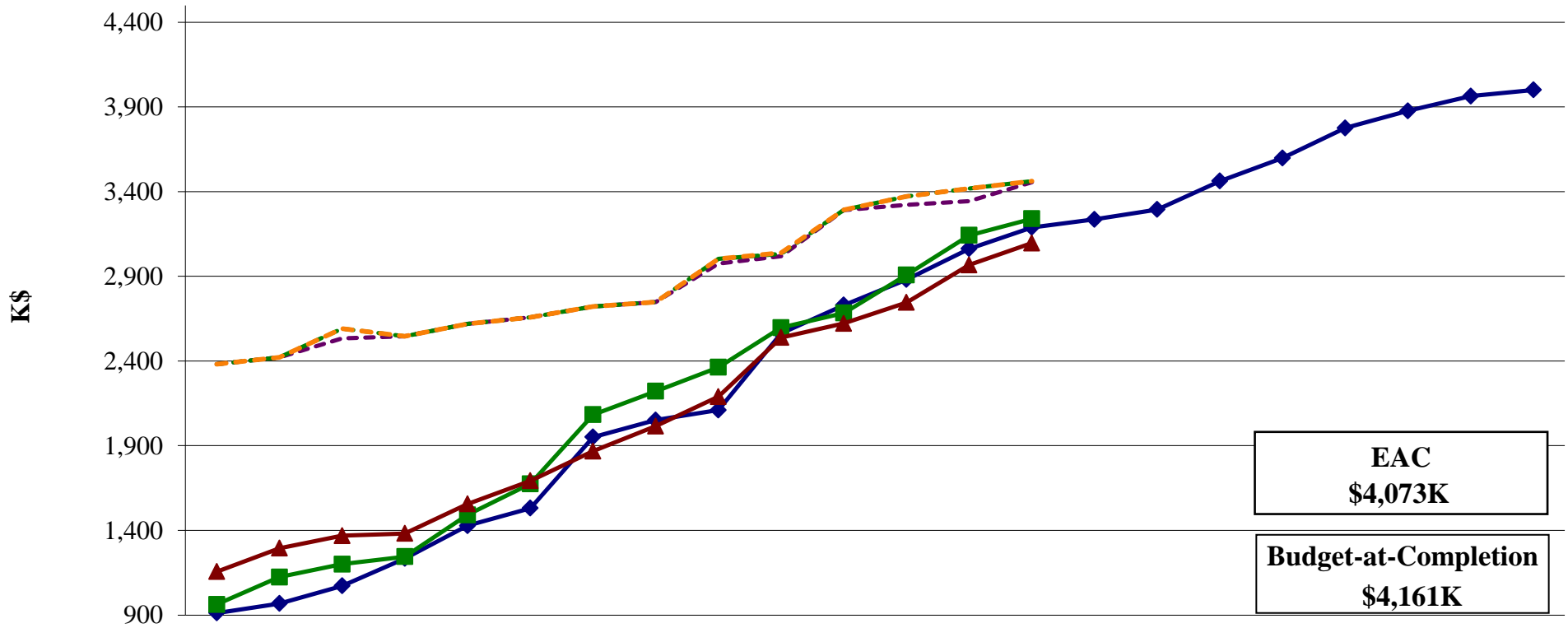
Budget-at-Completion
\$1,938K

12 GeV 1.4.2.2.3 Forward Calorimeter Earned Value \$K



	Dec-11	Jan-12	Feb-12	Mar-12	Apr-12	May-12	Jun-12	Jul-12	Aug-12	Sep-12	Oct-12	Nov-12	Dec-12	Jan-13	Feb-13	Mar-13	Apr-13	May-13	Jun-13	Jul-13	Aug-13	Sep-13
BCWS	1,307	1,339	1,347	1,352	1,429	1,439	1,439	1,464	1,505	1,515	1,602	1,652	1,701	1,737	1,761	1,793	1,844	1,878	1,887	1,904	1,926	1,936
BCWP	1,197	1,258	1,320	1,397	1,432	1,476	1,552	1,557	1,586	1,633	1,660	1,680	1,694	1,718								
ACWP	1,603	1,623	1,646	1,728	1,748	1,766	1,784	1,819	1,841	1,852	1,865	1,883	1,908	1,927								
Obligated	1,647	1,735	1,757	1,774	1,787	1,803	1,837	1,851	1,855	1,864	1,900	1,918	1,939	1,958								
Pending	1,650	1,737	1,757	1,774	1,787	1,823	1,852	1,861	1,858	1,864	1,932	1,971	1,961	1,978								

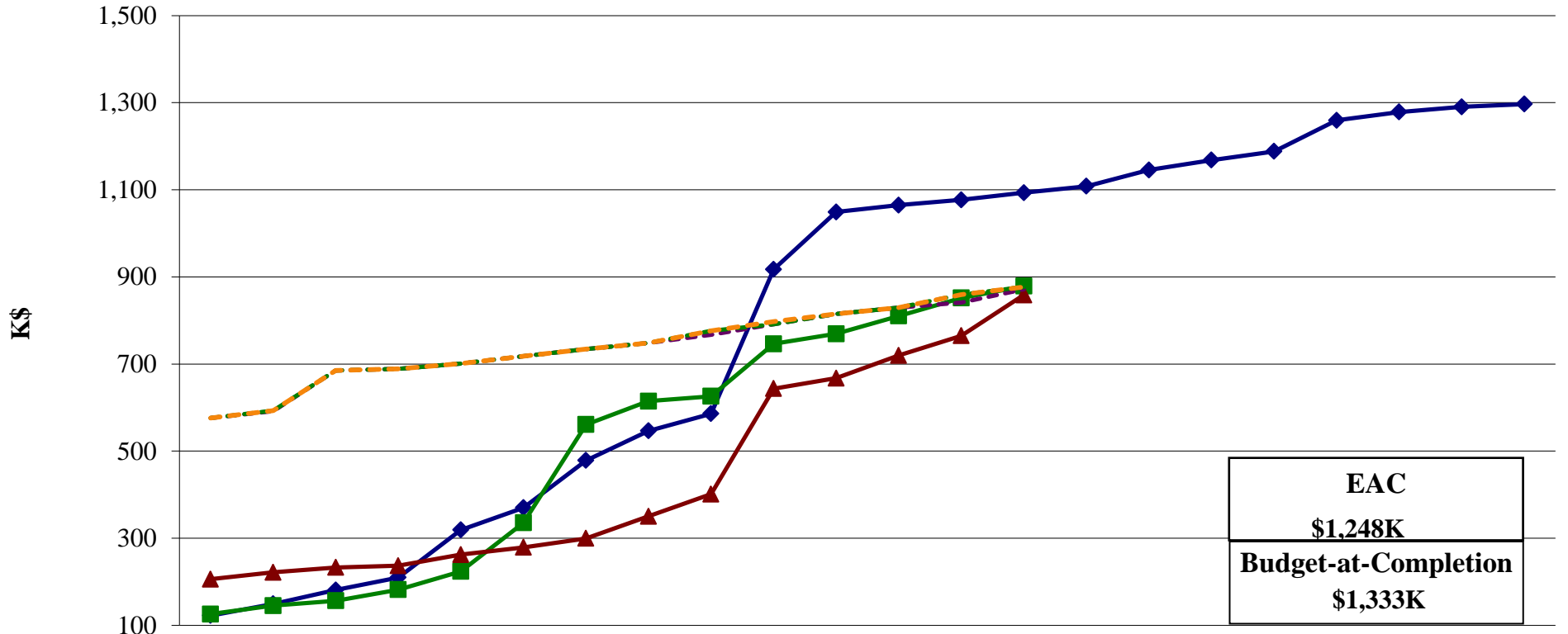
12 GeV 1.4.2.2.3 Time of Flight Earned Value \$K



	Dec-11	Jan-12	Feb-12	Mar-12	Apr-12	May-12	Jun-12	Jul-12	Aug-12	Sep-12	Oct-12	Nov-12	Dec-12	Jan-13	Feb-13	Mar-13	Apr-13	May-13	Jun-13	Jul-13	Aug-13	Sep-13
BCWS	912	968	1,072	1,234	1,427	1,531	1,951	2,052	2,110	2,563	2,730	2,881	3,062	3,188	3,236	3,295	3,463	3,598	3,776	3,877	3,964	4,000
BCWP	962	1,124	1,201	1,245	1,491	1,675	2,083	2,222	2,363	2,597	2,683	2,908	3,142	3,240								
ACWP	1,156	1,295	1,369	1,381	1,556	1,693	1,867	2,016	2,189	2,539	2,622	2,746	2,967	3,097								
Obligated	2,382	2,422	2,534	2,546	2,619	2,658	2,722	2,749	2,975	3,019	3,291	3,321	3,344	3,456								
Pending	2,382	2,422	2,591	2,546	2,619	2,658	2,722	2,749	3,004	3,033	3,293	3,372	3,418	3,462								
NOFUND & FY14 PRs	2,382	2,422	2,591	2,546	2,619	2,658	2,722	2,749	3,004	3,039	3,293	3,372	3,418	3,462								

12 GeV 1.4.2.2.3.1 Central TOF

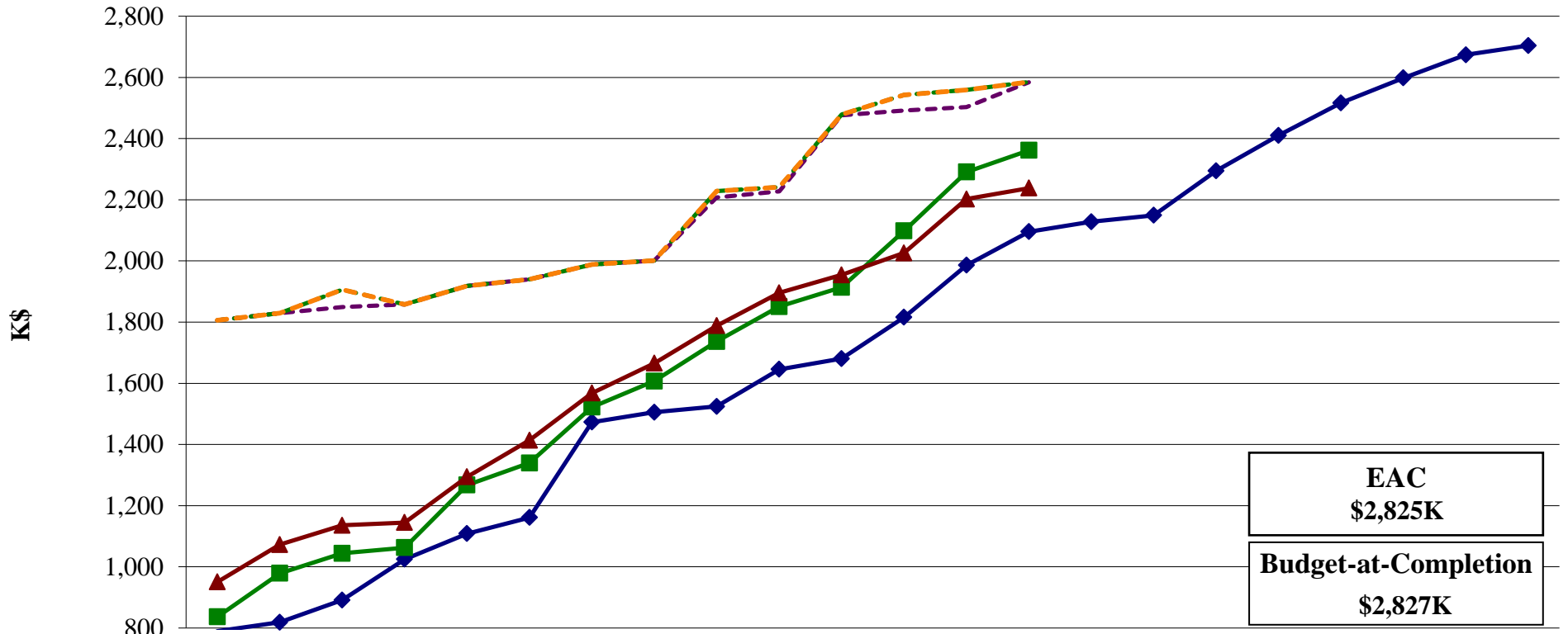
Earned Value \$K



	Dec-11	Jan-12	Feb-12	Mar-12	Apr-12	May-12	Jun-12	Jul-12	Aug-12	Sep-12	Oct-12	Nov-12	Dec-12	Jan-13	Feb-13	Mar-13	Apr-13	May-13	Jun-13	Jul-13	Aug-13	Sep-13
BCWS	123	149	181	210	319	370	478	546	586	917	1,049	1,065	1,077	1,093	1,108	1,145	1,168	1,188	1,259	1,278	1,290	1,297
BCWP	126	145	157	182	224	335	561	615	626	746	769	810	852	879								
ACWP	206	222	233	237	262	279	300	350	401	644	668	720	765	858								
Obligated	576	592	685	689	701	718	734	748	767	792	815	830	841	871								
Pending	576	593	685	689	701	718	734	748	776	792	815	830	859	877								
NOFUND & FY14 PRs	576	593	685	689	701	718	734	748	776	797	815	830	859	877								

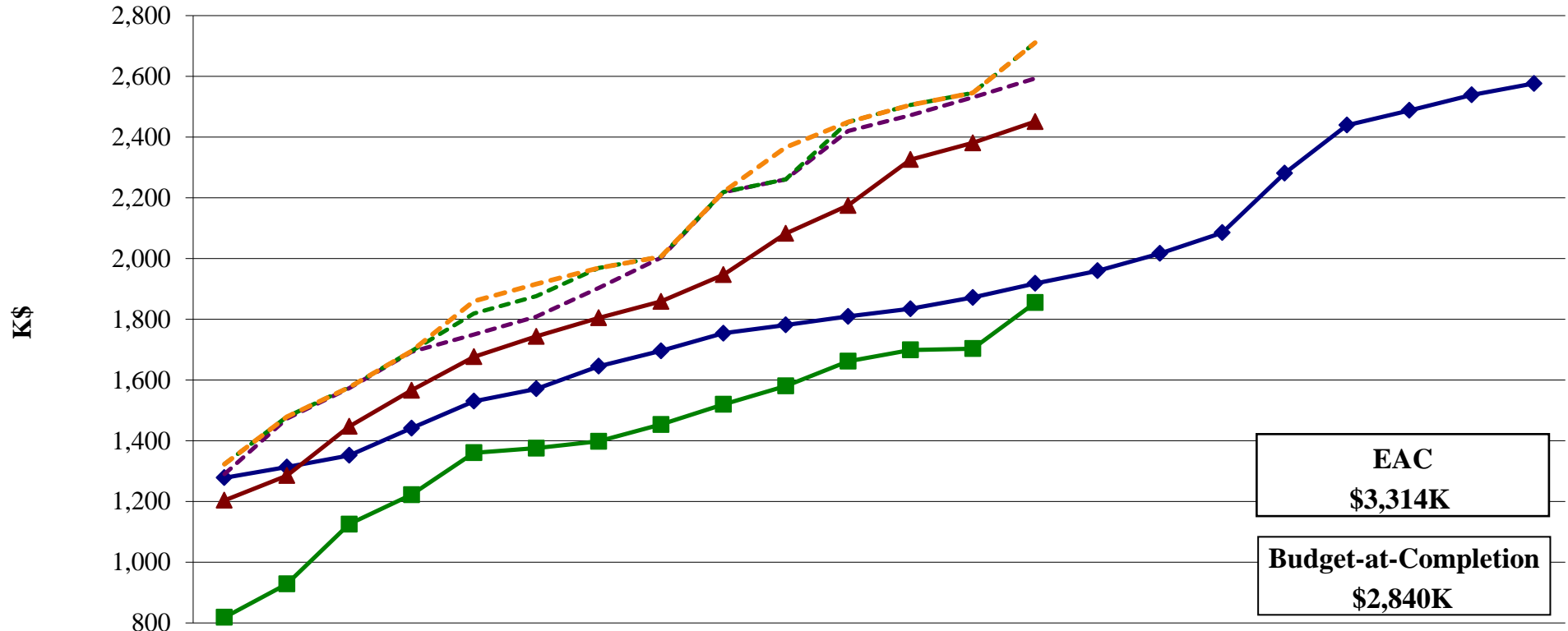
EAC
\$1,248K
Budget-at-Completion
\$1,333K

12 GeV 1.4.2.2.3.2 Forward TOF Earned Value \$K



	Dec-11	Jan-12	Feb-12	Mar-12	Apr-12	May-12	Jun-12	Jul-12	Aug-12	Sep-12	Oct-12	Nov-12	Dec-12	Jan-13	Feb-13	Mar-13	Apr-13	May-13	Jun-13	Jul-13	Aug-13	Sep-13
BCWS	789	819	891	1,025	1,108	1,161	1,473	1,505	1,524	1,646	1,681	1,816	1,986	2,095	2,128	2,149	2,294	2,410	2,517	2,598	2,674	2,704
BCWP	837	979	1,044	1,063	1,268	1,340	1,522	1,607	1,737	1,851	1,914	2,098	2,291	2,362								
ACWP	951	1,073	1,136	1,145	1,294	1,414	1,568	1,665	1,788	1,895	1,954	2,026	2,202	2,238								
Obligated	1,806	1,829	1,849	1,858	1,918	1,940	1,988	2,001	2,208	2,227	2,476	2,492	2,503	2,584								
Pending	1,806	1,829	1,906	1,858	1,918	1,940	1,988	2,001	2,228	2,242	2,478	2,542	2,559	2,585								
NOFUND & FY14 PRs	1,806	1,829	1,906	1,858	1,918	1,940	1,988	2,001	2,228	2,242	2,478	2,542	2,559	2,585								

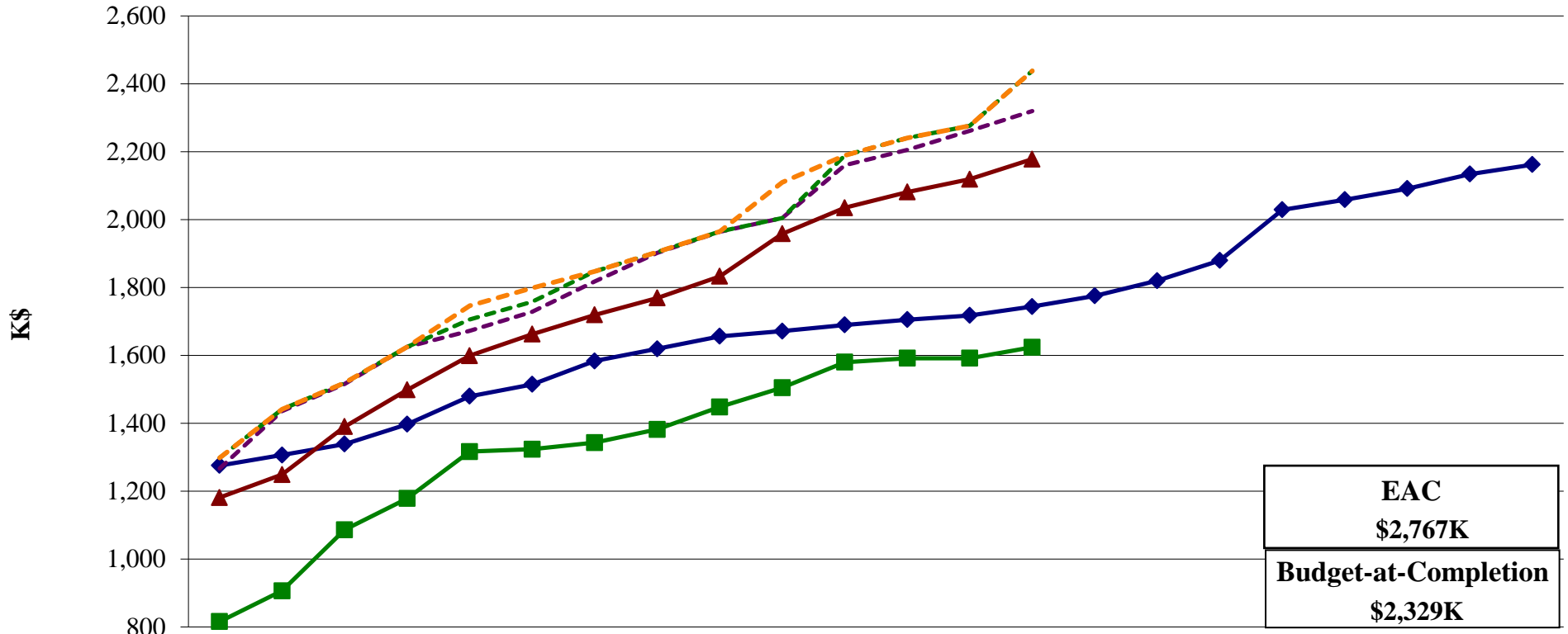
12 GeV 1.4.2.2.4 Cerenkov Earned Value \$K



	Dec-11	Jan-12	Feb-12	Mar-12	Apr-12	May-12	Jun-12	Jul-12	Aug-12	Sep-12	Oct-12	Nov-12	Dec-12	Jan-13	Feb-13	Mar-13	Apr-13	May-13	Jun-13	Jul-13	Aug-13	Sep-13
BCWS	1,278	1,313	1,352	1,441	1,530	1,571	1,645	1,696	1,754	1,781	1,809	1,834	1,872	1,918	1,960	2,017	2,085	2,281	2,439	2,488	2,539	2,577
BCWP	819	929	1,126	1,222	1,360	1,376	1,398	1,454	1,520	1,580	1,662	1,699	1,703	1,855								
ACWP	1,204	1,285	1,447	1,566	1,677	1,744	1,805	1,859	1,947	2,083	2,175	2,326	2,381	2,451								
Obligated	1,290	1,473	1,573	1,693	1,750	1,809	1,903	2,003	2,218	2,260	2,420	2,472	2,531	2,593								
Pending	1,323	1,479	1,576	1,695	1,819	1,876	1,969	2,006	2,219	2,260	2,450	2,506	2,545	2,711								
NOFUND & FY14 PRs	1,323	1,479	1,576	1,695	1,859	1,916	1,969	2,006	2,219	2,366	2,450	2,506	2,545	2,711								

12 GeV 1.4.2.2.4.1 High Threshold CC

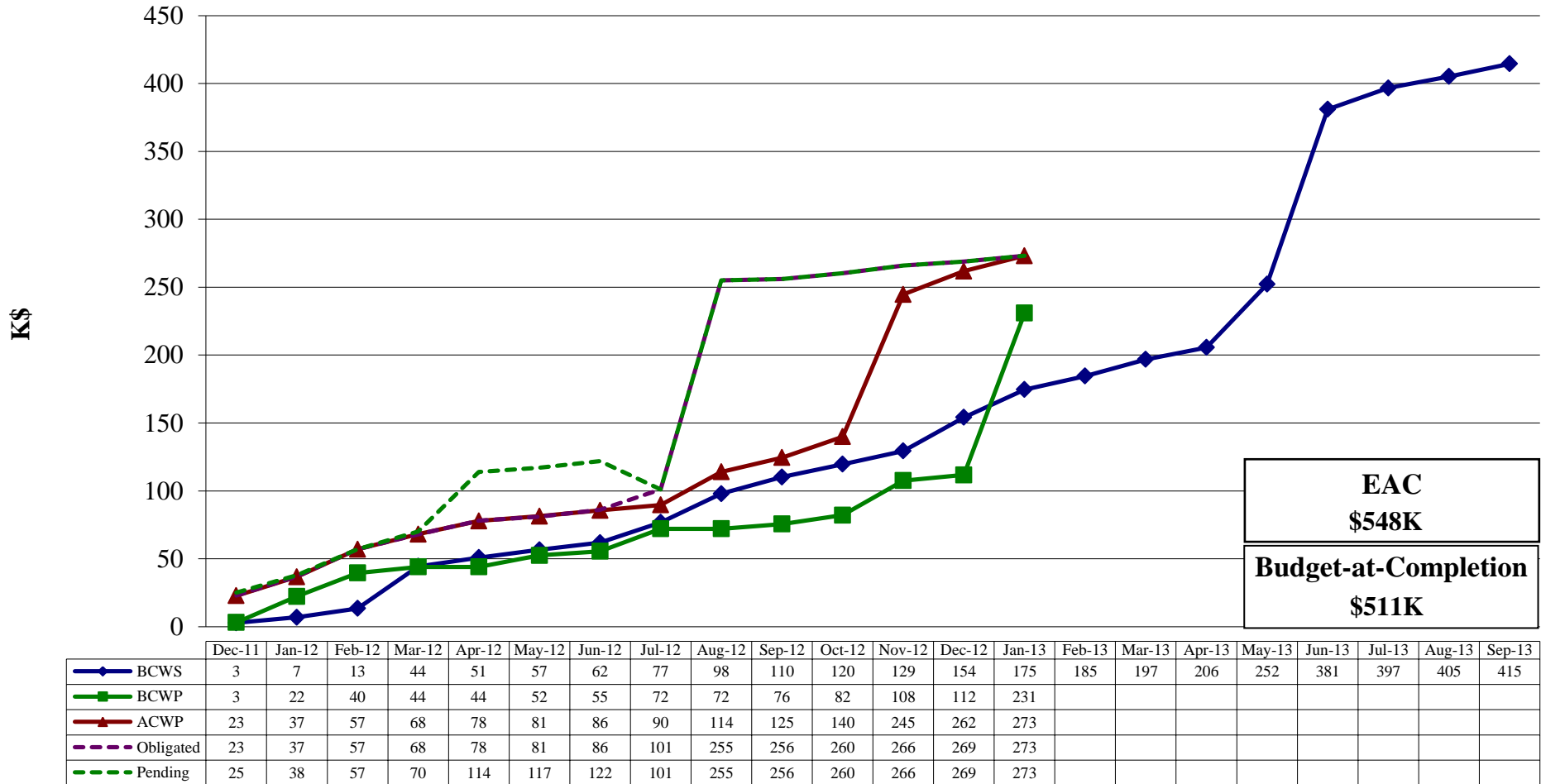
Earned Value \$K



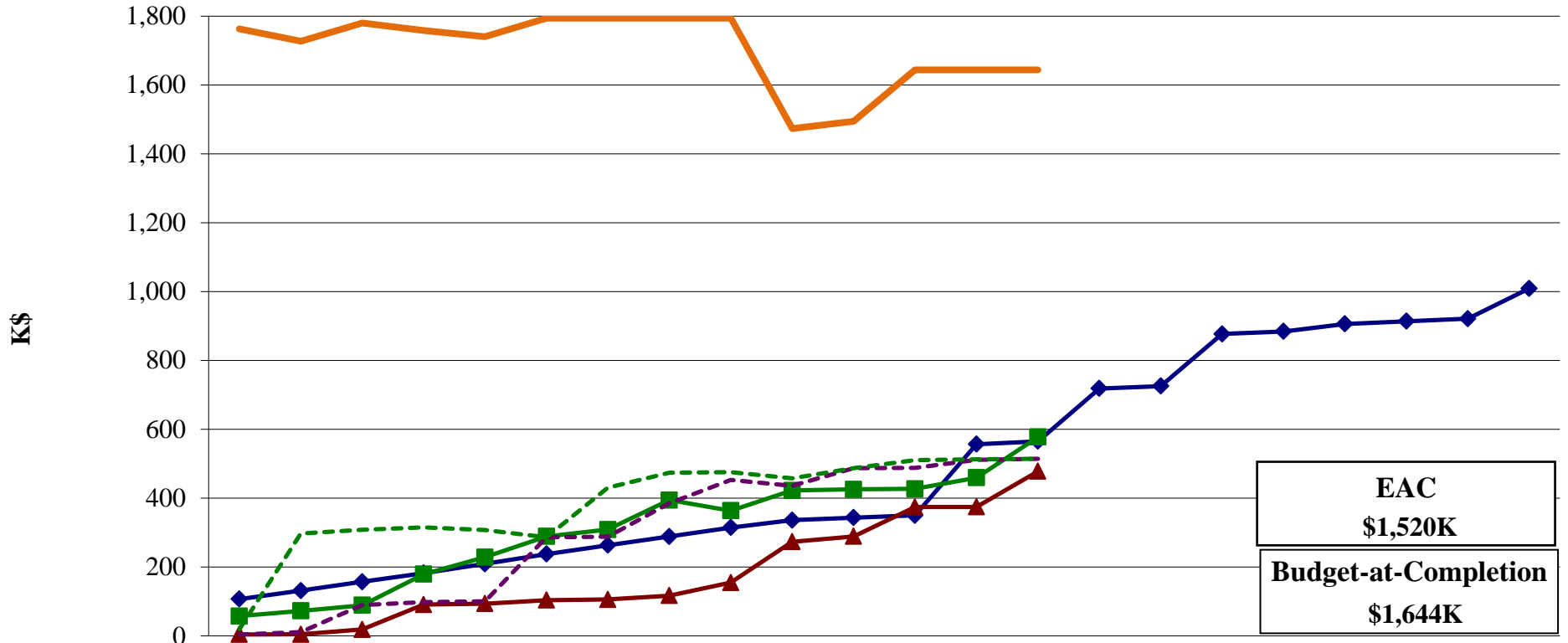
	Dec-11	Jan-12	Feb-12	Mar-12	Apr-12	May-12	Jun-12	Jul-12	Aug-12	Sep-12	Oct-12	Nov-12	Dec-12	Jan-13	Feb-13	Mar-13	Apr-13	May-13	Jun-13	Jul-13	Aug-13	Sep-13
BCWS	1,276	1,306	1,338	1,397	1,479	1,514	1,583	1,619	1,656	1,671	1,690	1,705	1,718	1,744	1,775	1,820	1,879	2,029	2,058	2,091	2,134	2,162
BCWP	815	906	1,086	1,178	1,316	1,323	1,343	1,382	1,448	1,505	1,580	1,591	1,591	1,624								
ACWP	1,181	1,249	1,390	1,498	1,599	1,662	1,719	1,769	1,833	1,958	2,035	2,081	2,119	2,178								
Obligated	1,267	1,436	1,516	1,625	1,672	1,728	1,818	1,902	1,964	2,004	2,160	2,206	2,262	2,320								
Pending	1,298	1,441	1,519	1,625	1,706	1,758	1,847	1,904	1,965	2,004	2,189	2,240	2,277	2,438								
NOFUND & FY14 PRs	1,298	1,441	1,519	1,625	1,746	1,798	1,847	1,904	1,965	2,110	2,189	2,240	2,277	2,438								

12 GeV 1.4.2.2.4.2 Low Threshold CC

Earned Value \$K



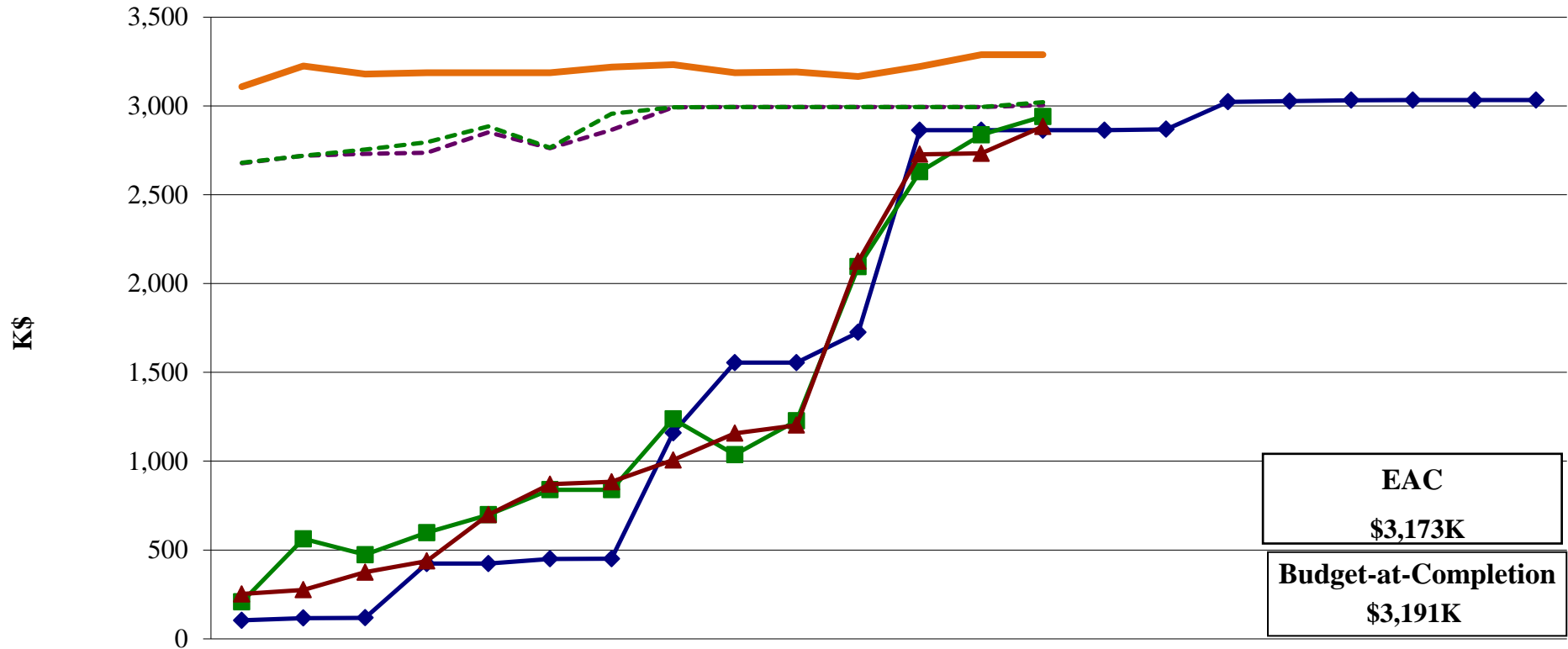
12 GeV 1.4.2.3 Computing Earned Value \$K



EAC \$1,520K
Budget-at-Completion \$1,644K

	Dec-11	Jan-12	Feb-12	Mar-12	Apr-12	May-12	Jun-12	Jul-12	Aug-12	Sep-12	Oct-12	Nov-12	Dec-12	Jan-13	Feb-13	Mar-13	Apr-13	May-13	Jun-13	Jul-13	Aug-13	Sep-13	
BCWS	107	131	157	182	209	237	263	288	314	336	343	350	556	565	718	725	877	884	906	914	921	1,009	
BCWP	57	72	89	179	229	289	309	394	364	422	425	427	459	577									
ACWP	4	4	18	91	93	103	105	117	155	273	289	374	374	478									
Obligated	4	11	89	98	100	286	288	385	453	436	487	488	511	514									
Pending	19	297	308	315	307	286	430	474	475	458	487	511	513	514									
CAM EAC	1,763	1,727	1,780	1,758	1,740	1,794	1,794	1,794	1,794	1,473	1,495	1,644	1,644	1,644									

12 GeV 1.4.2.4 Electronics Earned Value \$K

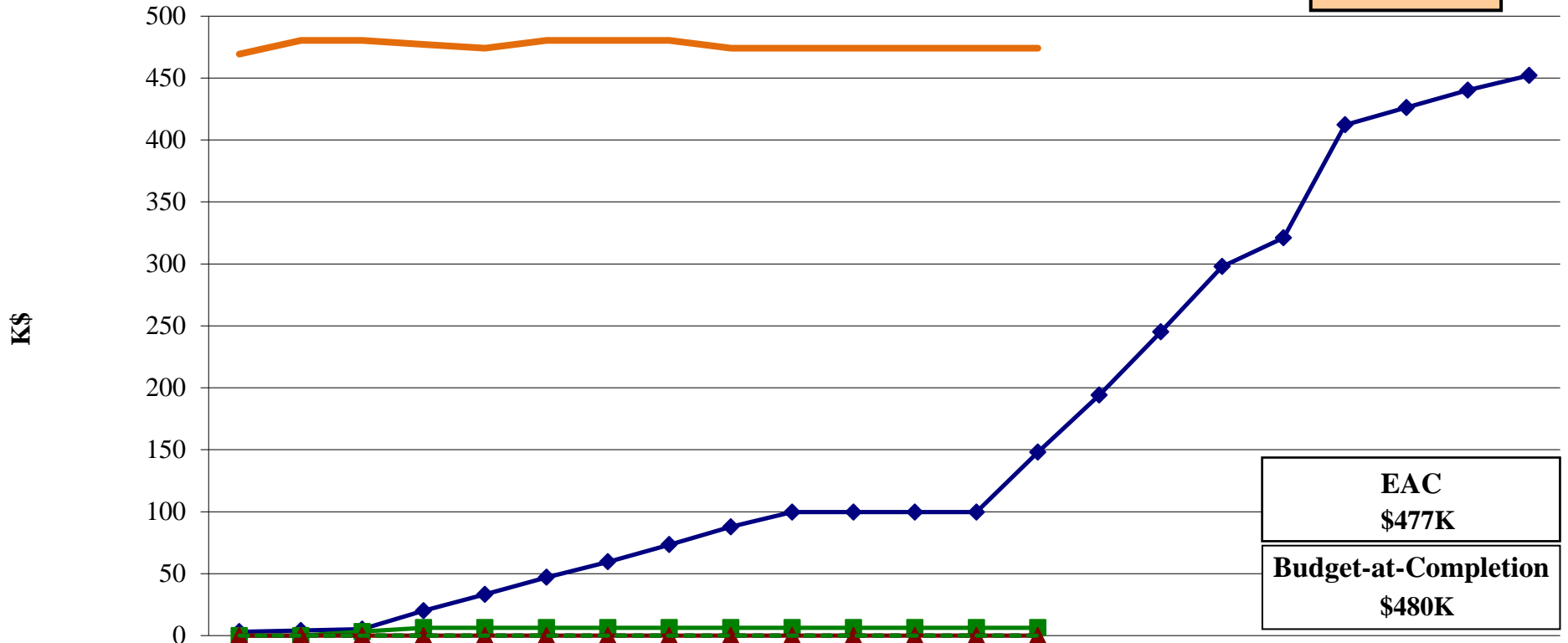


EAC
\$3,173K
Budget-at-Completion
\$3,191K

	Dec-11	Jan-12	Feb-12	Mar-12	Apr-12	May-12	Jun-12	Jul-12	Aug-12	Sep-12	Oct-12	Nov-12	Dec-12	Jan-13	Feb-13	Mar-13	Apr-13	May-13	Jun-13	Jul-13	Aug-13	Sep-13
BCWS	104	116	118	423	423	450	450	1,159	1,554	1,554	1,725	2,863	2,863	2,863	2,863	2,869	3,023	3,027	3,032	3,033	3,033	3,033
BCWP	207	563	473	597	698	839	839	1,237	1,036	1,227	2,094	2,630	2,837	2,941								
ACWP	252	276	375	438	698	870	883	1,006	1,157	1,202	2,125	2,728	2,733	2,885								
Obligated	2,678	2,720	2,730	2,736	2,852	2,762	2,866	2,993	2,994	2,994	2,994	2,995	2,995	3,004								
Pending	2,681	2,720	2,755	2,796	2,885	2,765	2,956	2,993	2,994	2,994	2,994	2,995	2,995	3,022								
CAM EAC	3,108	3,225	3,180	3,187	3,187	3,187	3,219	3,232	3,187	3,192	3,166	3,222	3,289	3,289								

12 GeV 1.4.2.5 Beamline Earned Value \$K

**Account
Closed**



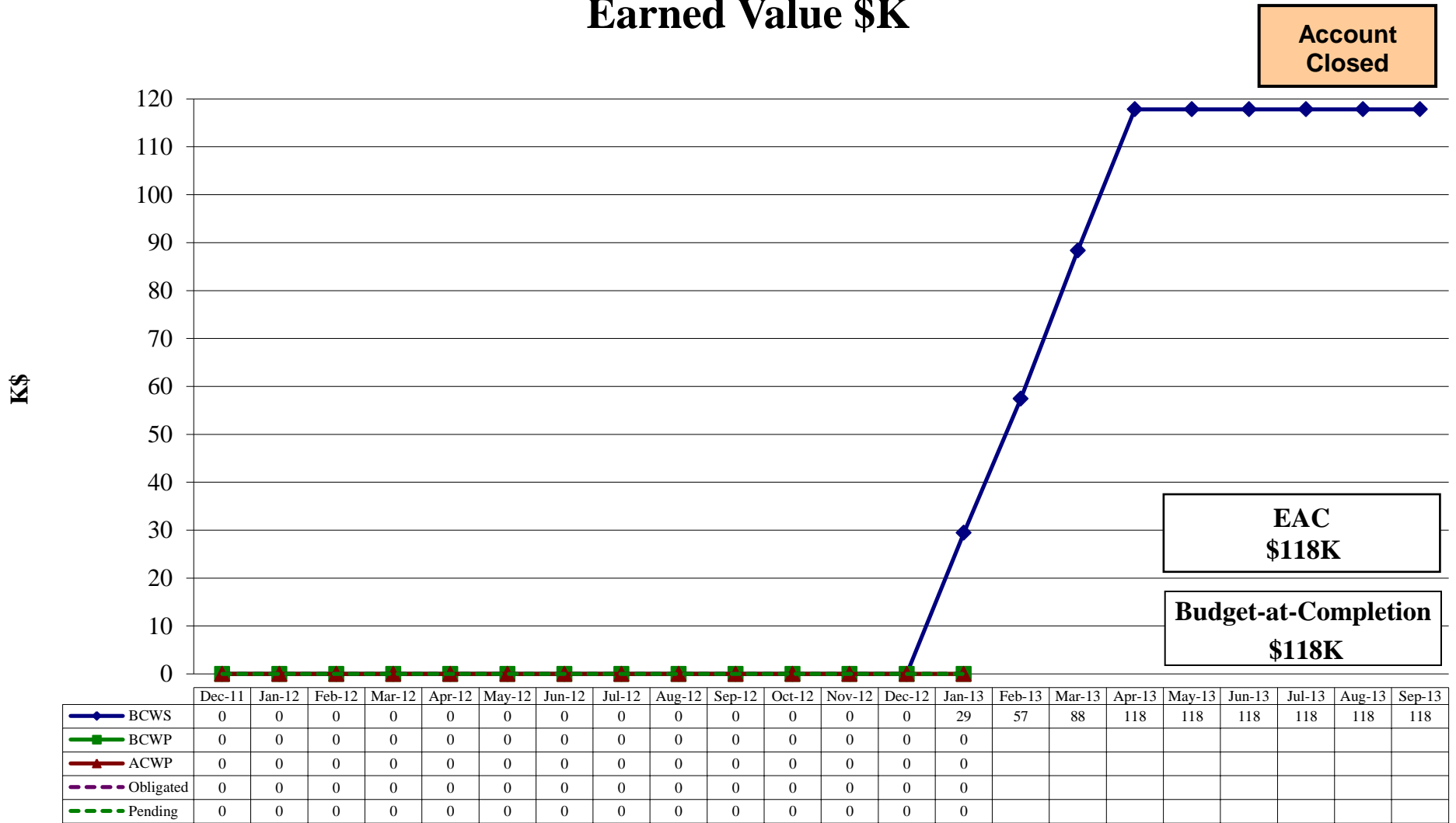
**EAC
\$477K**

**Budget-at-Completion
\$480K**

	Dec-11	Jan-12	Feb-12	Mar-12	Apr-12	May-12	Jun-12	Jul-12	Aug-12	Sep-12	Oct-12	Nov-12	Dec-12	Jan-13	Feb-13	Mar-13	Apr-13	May-13	Jun-13	Jul-13	Aug-13	Sep-13	
BCWS	3	4	5	20	33	47	60	73	88	100	100	100	100	148	194	245	298	321	412	426	440	452	
BCWP	0	0	3	6	6	6	6	6	6	6	6	6	6	6									
ACWP	0	0	0	0	0	0	0	0	0	0	0	0	0	0									
Obligated	0	0	0	0	0	0	0	0	0	0	0	0	0	0									
Pending	0	0	0	0	0	0	0	0	0	0	0	0	0	0									
CAM EAC	469	480	480	477	474	480	480	480	474	474	474	474	474	474									

12 GeV 1.4.2.5.1 Faraday Cup Upgrade

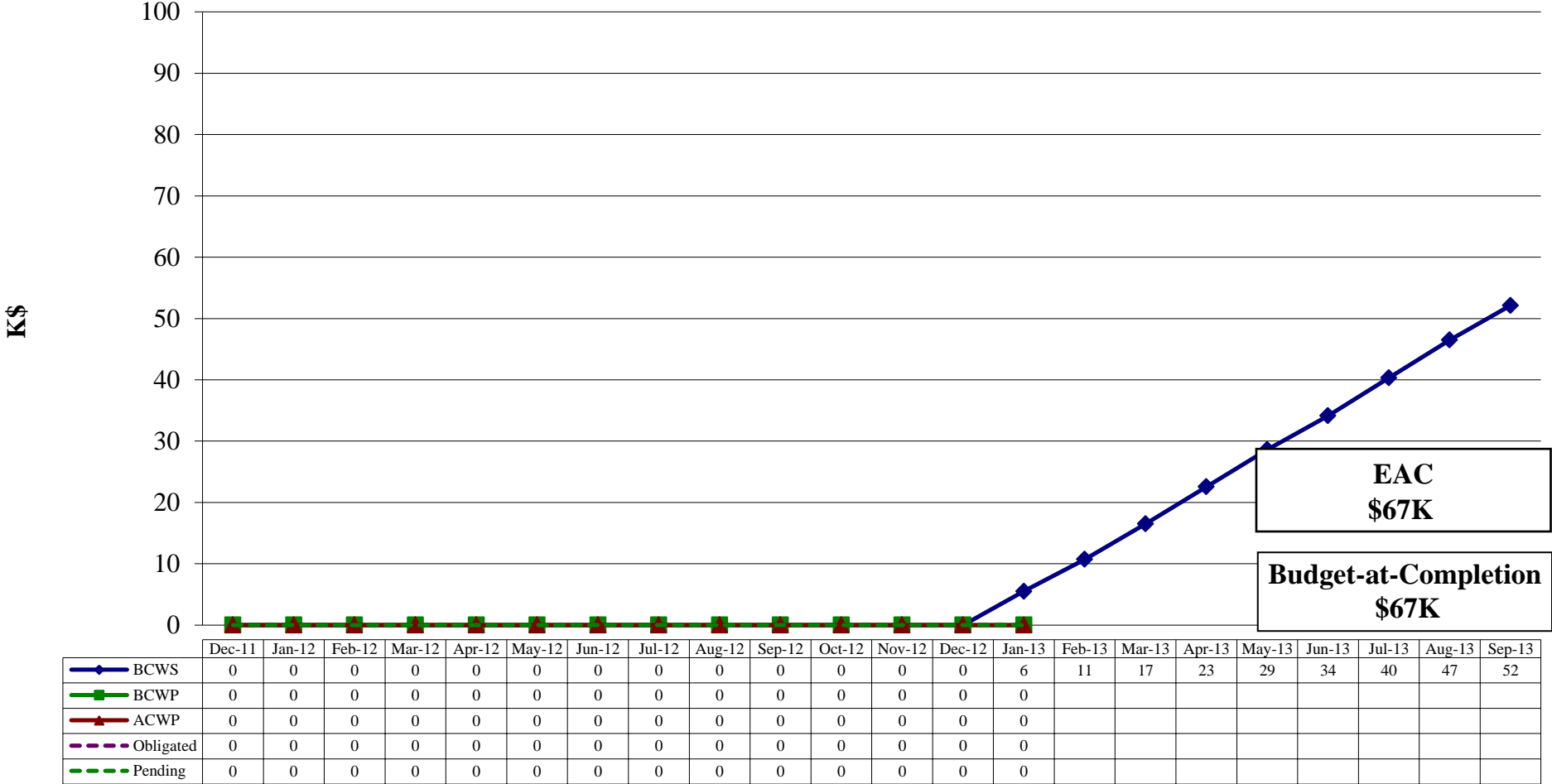
Earned Value \$K



12 GeV 1.4.2.5.2 Moller Polarimeter Upgrade

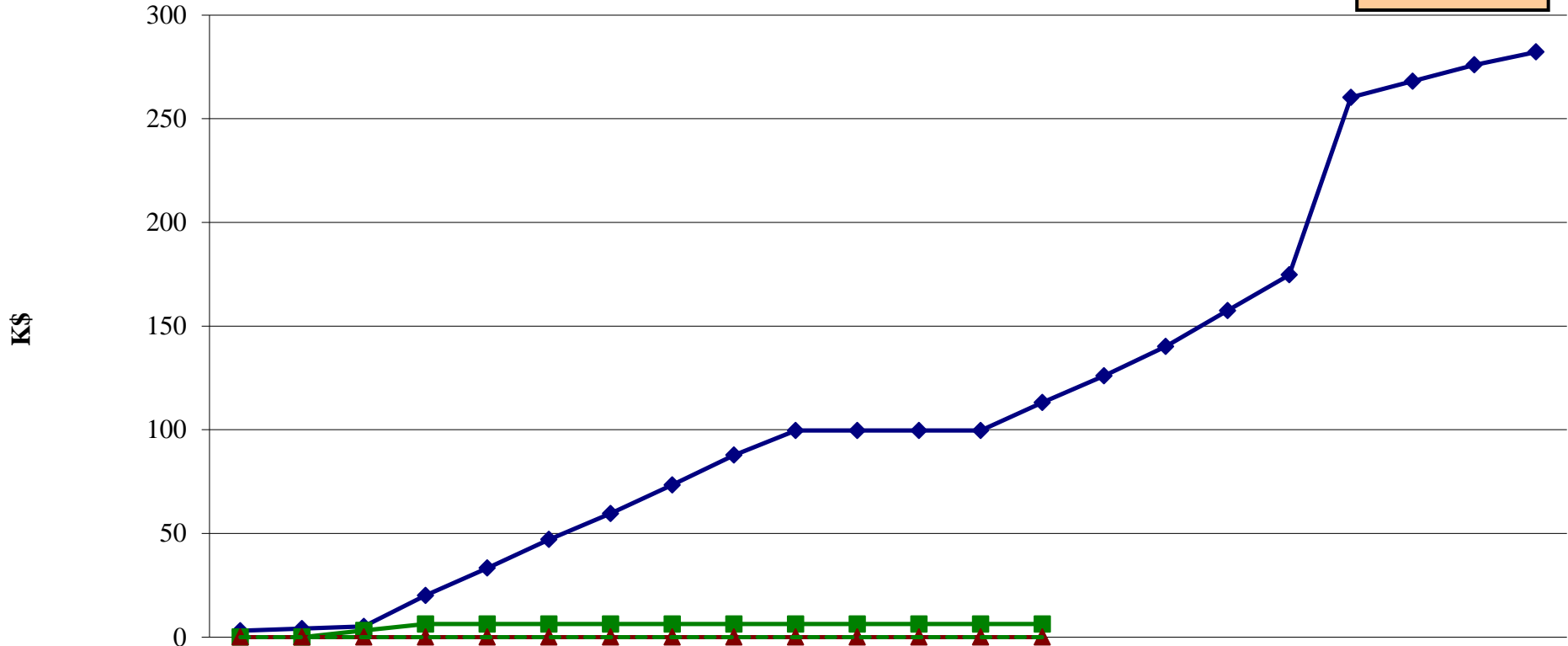
Earned Value \$K

**Account
Closed**

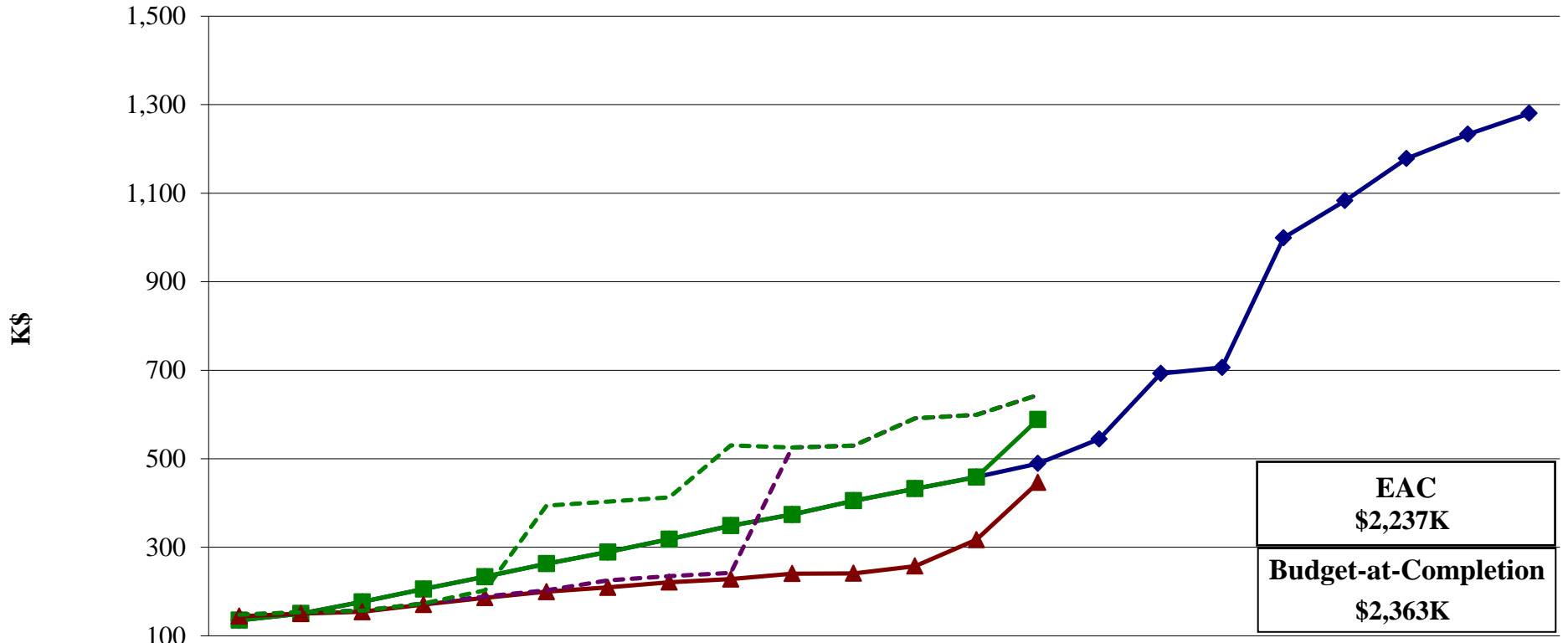


12 GeV 1.4.2.5.4 Components Earned Value \$K

Account
Closed



12 GeV 1.4.2.6 Infrastructure Earned Value \$K

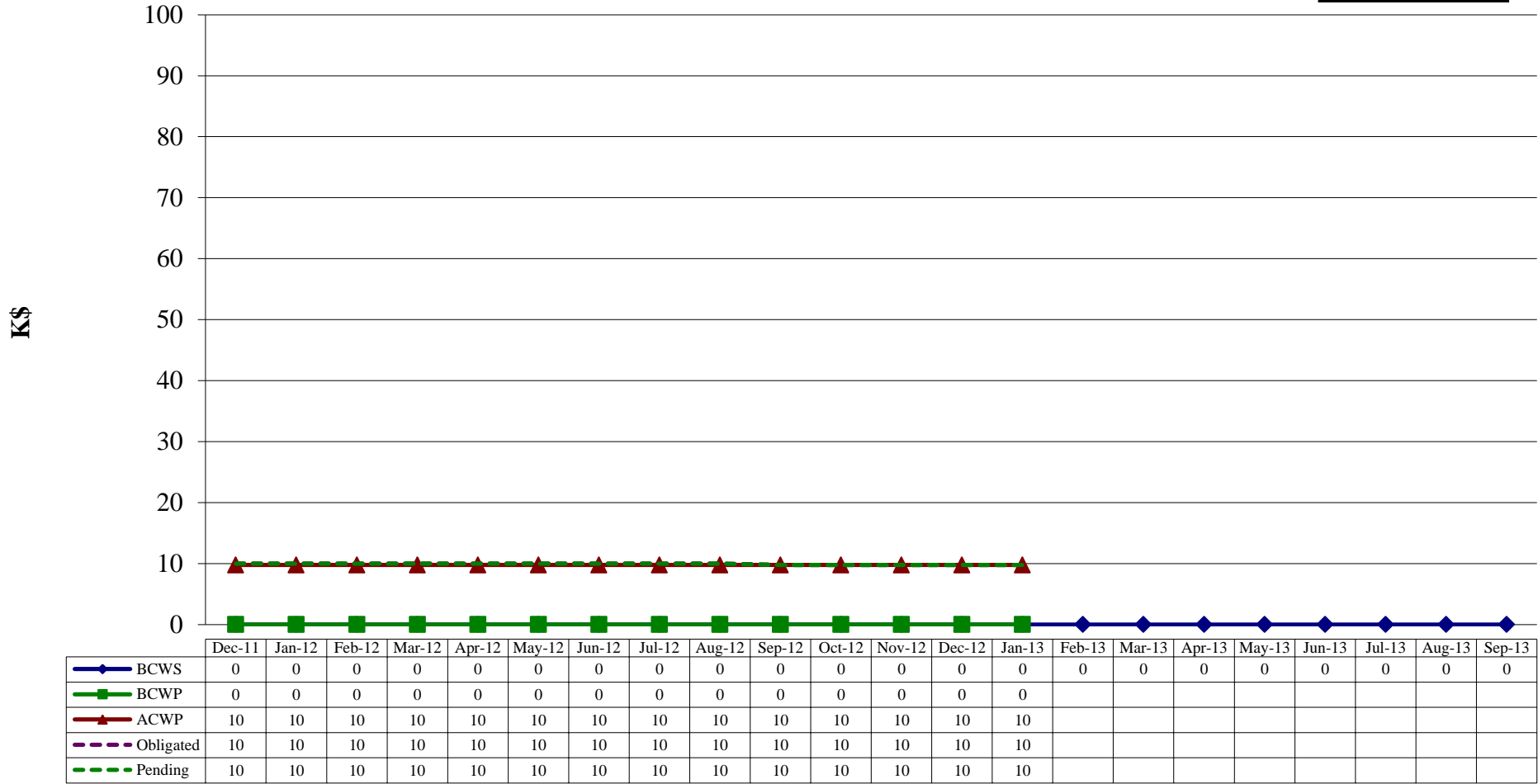


EAC \$2,237K
Budget-at-Completion \$2,363K

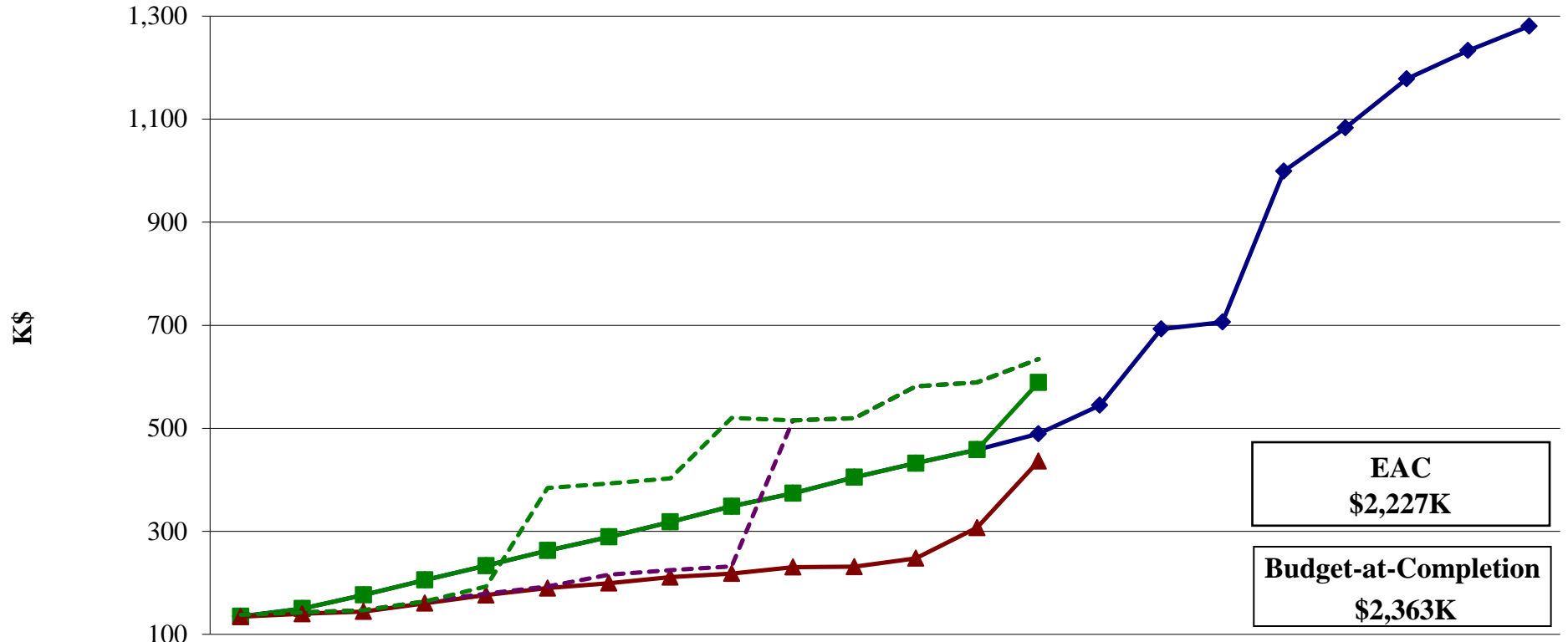
	Dec-11	Jan-12	Feb-12	Mar-12	Apr-12	May-12	Jun-12	Jul-12	Aug-12	Sep-12	Oct-12	Nov-12	Dec-12	Jan-13	Feb-13	Mar-13	Apr-13	May-13	Jun-13	Jul-13	Aug-13	Sep-13	
BCWS	135	150	177	206	234	263	289	318	349	374	405	432	459	489	545	693	706	999	1,083	1,178	1,233	1,280	
BCWP	135	150	177	206	234	263	289	318	349	374	405	432	459	589									
ACWP	144	150	154	170	186	200	209	221	228	240	241	258	317	446									
Obligated	148	153	157	173	189	203	225	235	242	525	529	591	599	644									
Pending	148	153	157	173	203	394	403	413	530	525	529	591	599	644									
CAM EAC	2,212	2,201	2,203	2,188	2,175	2,211	2,211	2,211	2,211	2,322	2,212	2,363	2,188	2,188									

12 GeV 1.4.2.6.1 Utilities Earned Value \$K

Account
Closed



12 GeV 1.4.2.6.4 Installation Earned Value \$K

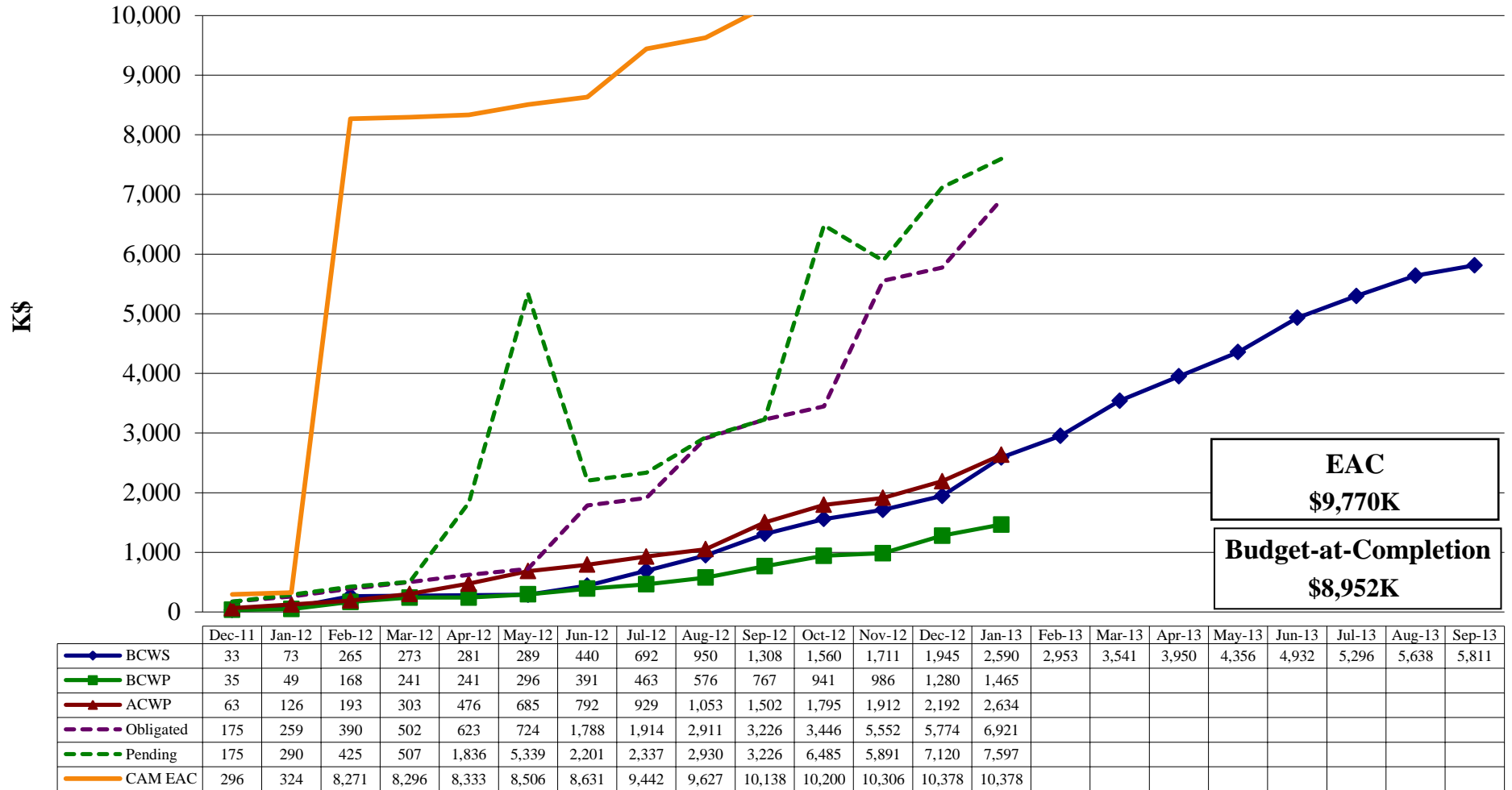


EAC
\$2,227K

Budget-at-Completion
\$2,363K

	Dec-11	Jan-12	Feb-12	Mar-12	Apr-12	May-12	Jun-12	Jul-12	Aug-12	Sep-12	Oct-12	Nov-12	Dec-12	Jan-13	Feb-13	Mar-13	Apr-13	May-13	Jun-13	Jul-13	Aug-13	Sep-13
BCWS	135	150	177	206	234	263	289	318	349	374	405	432	459	489	545	693	706	999	1,083	1,178	1,233	1,280
BCWP	135	150	177	206	234	263	289	318	349	374	405	432	459	589								
ACWP	134	140	144	161	176	190	200	211	218	231	231	248	307	437								
Obligated	138	143	147	164	179	193	216	225	232	515	520	582	589	635								
Pending	138	143	147	164	193	384	393	403	520	515	520	582	589	635								

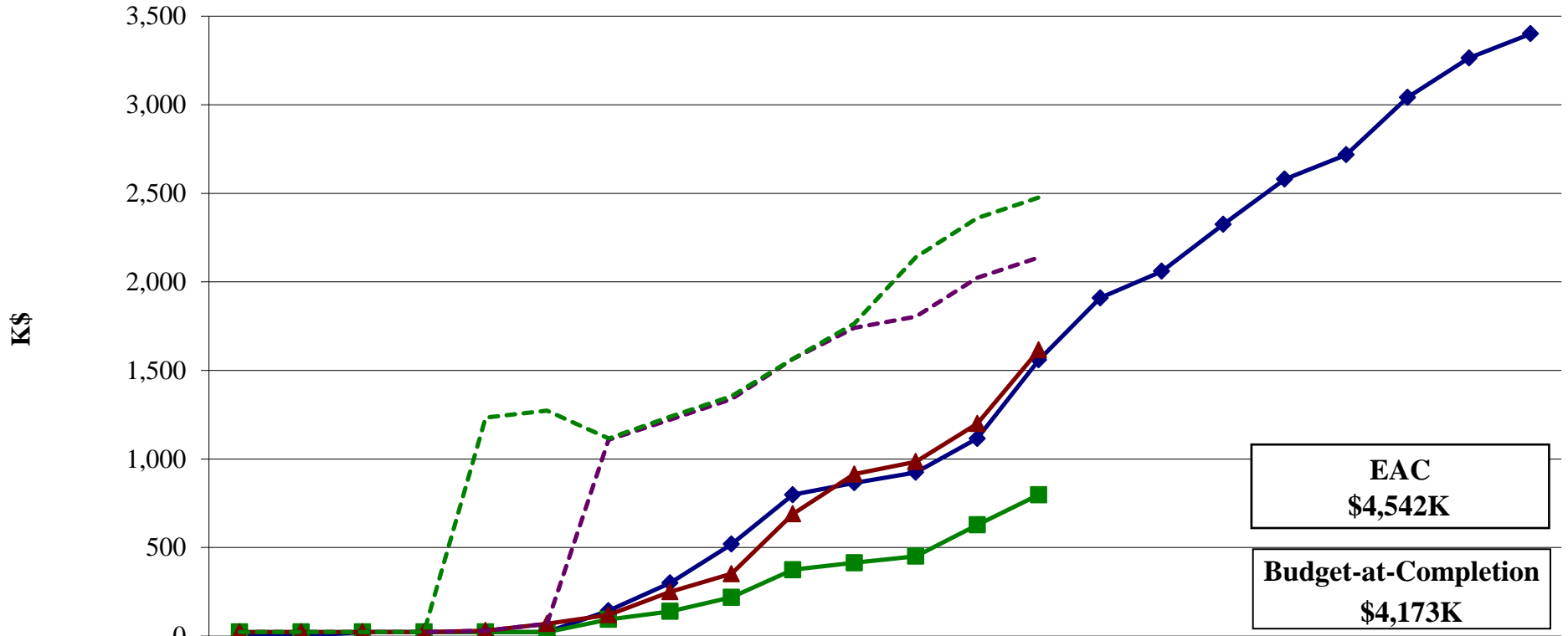
12 GeV 1.4.2.7 Hall B Magnet New Vendor Earned Value \$K



EAC
\$9,770K

Budget-at-Completion
\$8,952K

12 GeV 1.4.2.7.1 Torus New Vendor Earned Value \$K

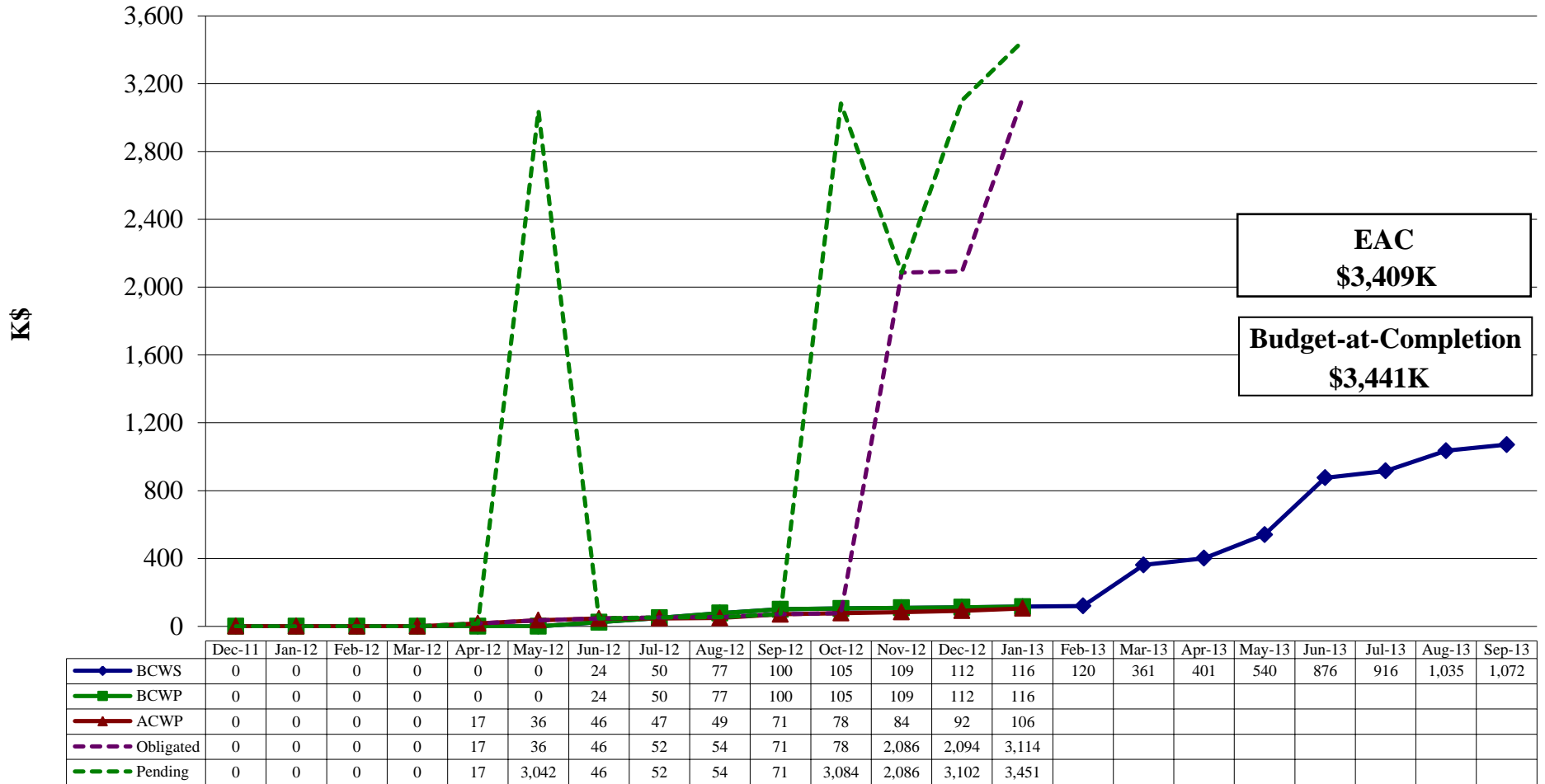


EAC
\$4,542K

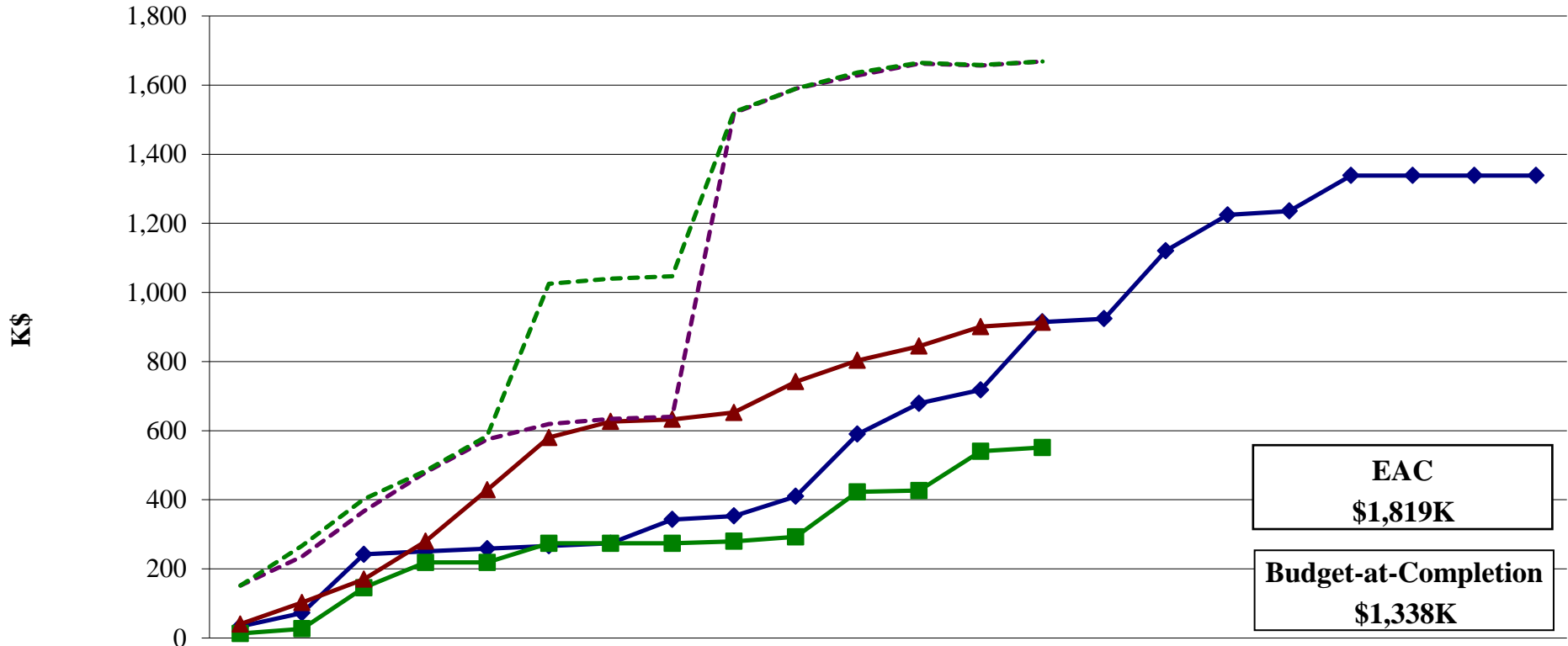
Budget-at-Completion
\$4,173K

	Dec-11	Jan-12	Feb-12	Mar-12	Apr-12	May-12	Jun-12	Jul-12	Aug-12	Sep-12	Oct-12	Nov-12	Dec-12	Jan-13	Feb-13	Mar-13	Apr-13	May-13	Jun-13	Jul-13	Aug-13	Sep-13	
BCWS	0	0	22	22	22	22	143	299	519	798	865	924	1,115	1,560	1,909	2,059	2,325	2,580	2,717	3,042	3,264	3,401	
BCWP	22	22	22	22	22	22	94	139	219	374	414	450	627	798									
ACWP	23	23	23	23	30	69	120	249	352	690	914	984	1,199	1,615									
Obligated	23	23	23	23	30	69	1,108	1,222	1,338	1,565	1,741	1,804	2,023	2,138									
Pending	23	23	23	23	1,233	1,273	1,116	1,238	1,354	1,565	1,765	2,140	2,360	2,477									

12 GeV 1.4.2.7.2 Solenoid New Vendor Earned Value \$K



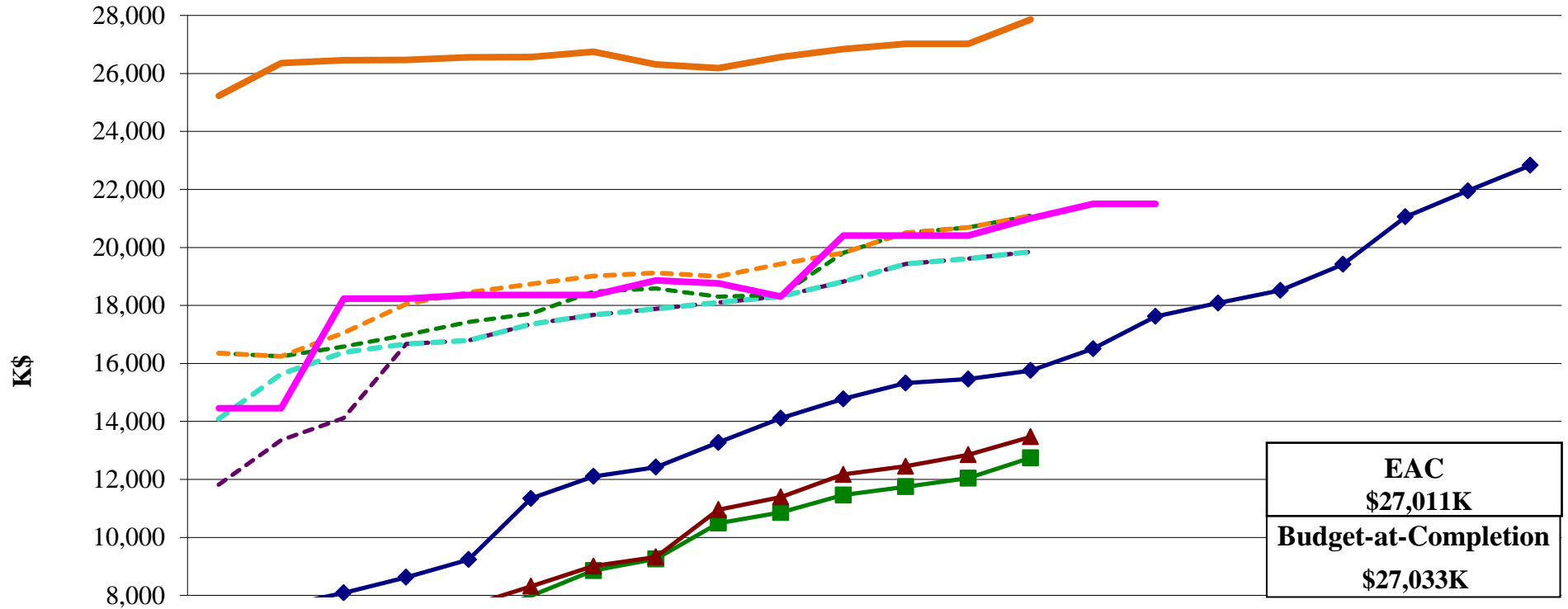
12 GeV 1.4.2.7.3 Infrastructure Earned Value \$K



	Dec-11	Jan-12	Feb-12	Mar-12	Apr-12	May-12	Jun-12	Jul-12	Aug-12	Sep-12	Oct-12	Nov-12	Dec-12	Jan-13	Feb-13	Mar-13	Apr-13	May-13	Jun-13	Jul-13	Aug-13	Sep-13
BCWS	33	73	242	250	258	267	274	343	353	410	590	679	718	915	924	1,121	1,225	1,236	1,338	1,338	1,338	1,338
BCWP	13	27	145	219	219	274	274	274	280	293	423	427	540	551								
ACWP	40	103	170	280	429	580	626	633	653	742	803	845	901	913								
Obligated	152	236	367	479	575	619	634	640	1,519	1,590	1,628	1,662	1,657	1,669								
Pending	152	267	402	484	585	1,025	1,040	1,047	1,522	1,590	1,637	1,665	1,658	1,669								

12 GeV 1.4.3 Construction Hall C

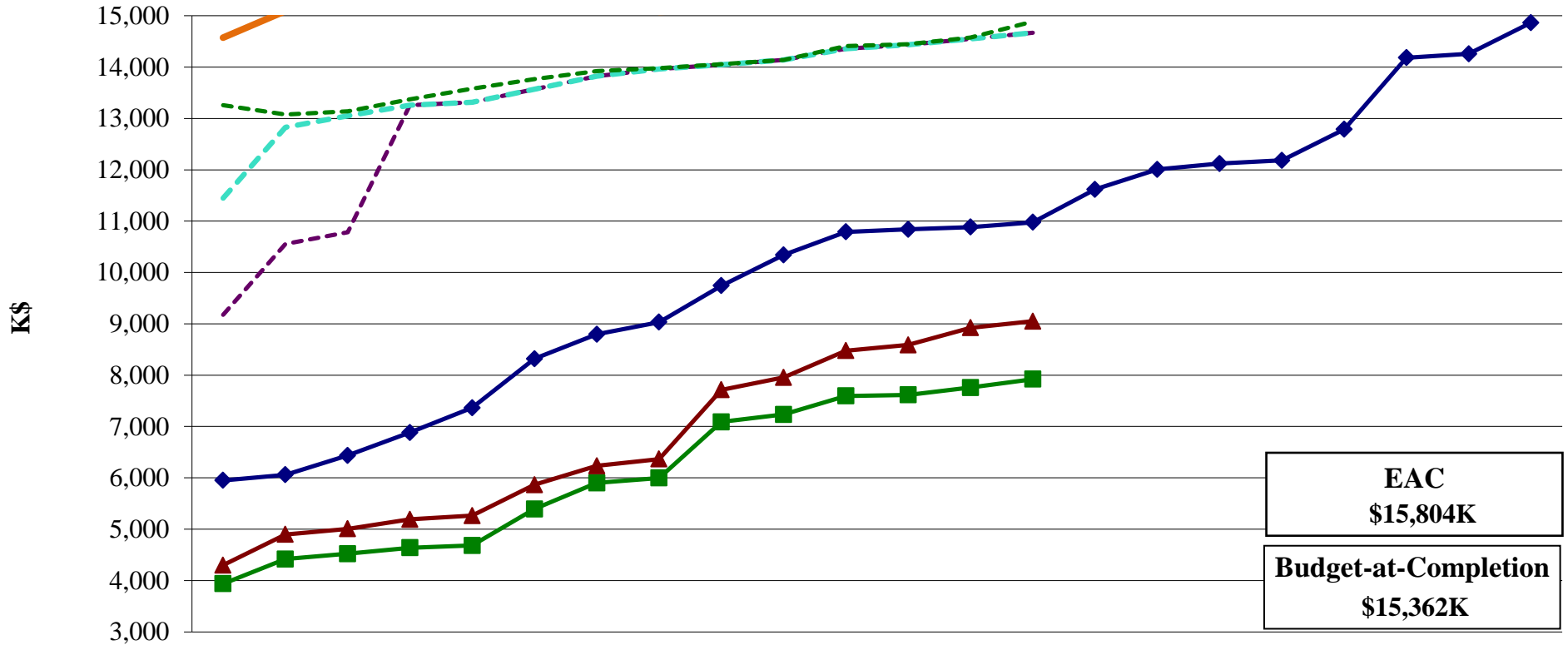
Earned Value \$K



	Dec-11	Jan-12	Feb-12	Mar-12	Apr-12	May-12	Jun-12	Jul-12	Aug-12	Sep-12	Oct-12	Nov-12	Dec-12	Jan-13	Feb-13	Mar-13	Apr-13	May-13	Jun-13	Jul-13	Aug-13	Sep-13	
BCWS	7,413	7,628	8,088	8,622	9,234	11,342	12,104	12,419	13,274	14,109	14,775	15,320	15,457	15,754	16,507	17,622	18,080	18,519	19,416	21,054	21,950	22,829	
BCWP	5,443	6,240	6,533	6,806	7,212	7,987	8,855	9,257	10,491	10,859	11,460	11,746	12,044	12,744									
ACWP	5,698	6,577	6,848	7,223	7,626	8,314	9,010	9,323	10,953	11,393	12,169	12,454	12,849	13,470									
Obligated	11,819	13,359	14,108	16,675	16,792	17,356	17,678	17,885	18,097	18,308	18,825	19,431	19,617	19,846									
FY13 Phase POs	14,090	15,630	16,379	16,675	16,792	17,356	17,678	17,885	18,097	18,308	18,825	19,431	19,617	19,846									
Pending	16,353	16,243	16,578	16,979	17,424	17,719	18,474	18,586	18,299	18,363	19,817	20,510	20,687	21,097									
NOFUND & FY14 PRs	16,353	16,243	17,056	18,046	18,445	18,740	19,010	19,122	19,007	19,435	19,817	20,510	20,687	21,097									
Funding	14,450	14,450	18,235	18,235	18,362	18,362	18,362	18,862	18,762	18,310	20,410	20,410	20,410	21,000	21,500	21,500							
CAM EAC	25,232	26,360	26,459	26,464	26,558	26,568	26,746	26,315	26,188	26,569	26,843	27,018	27,025	27,857									

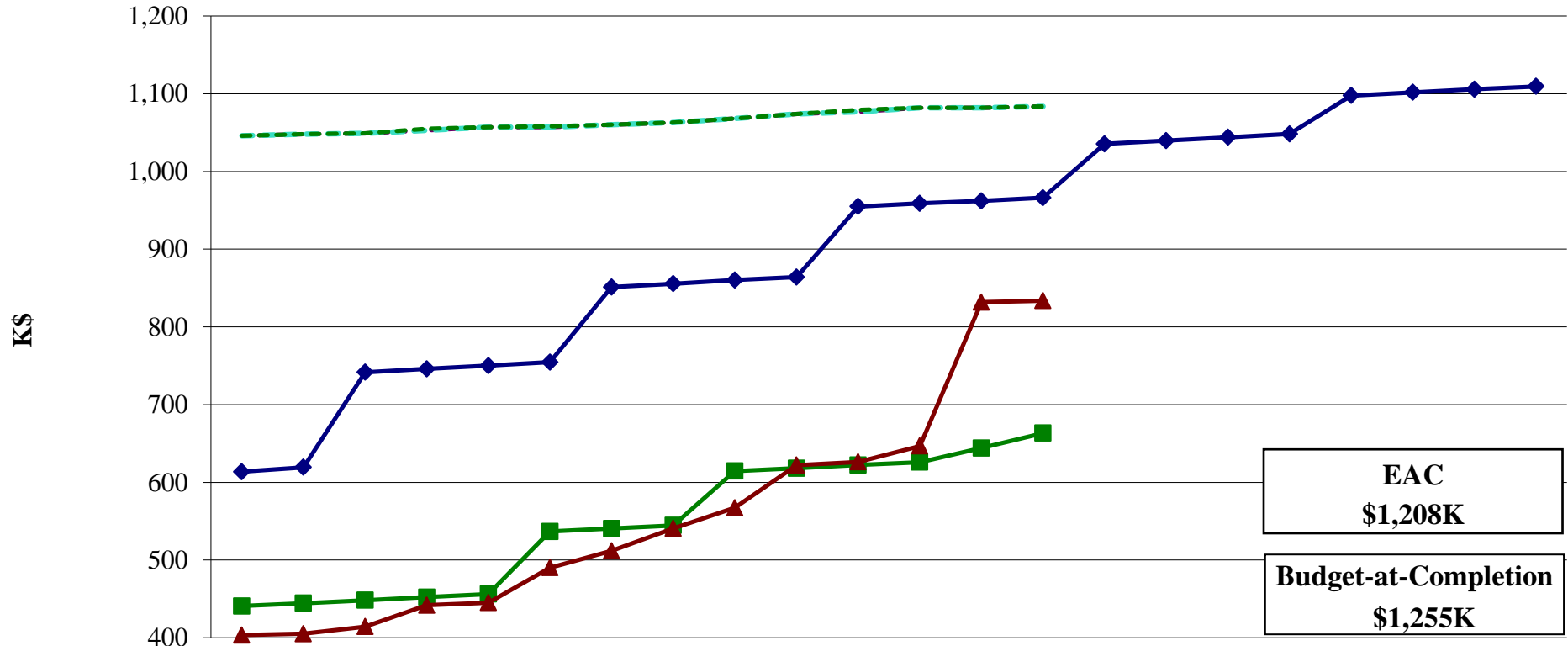
EAC
\$27,011K
Budget-at-Completion
\$27,033K

12 GeV 1.4.3.1 Magnet Earned Value \$K



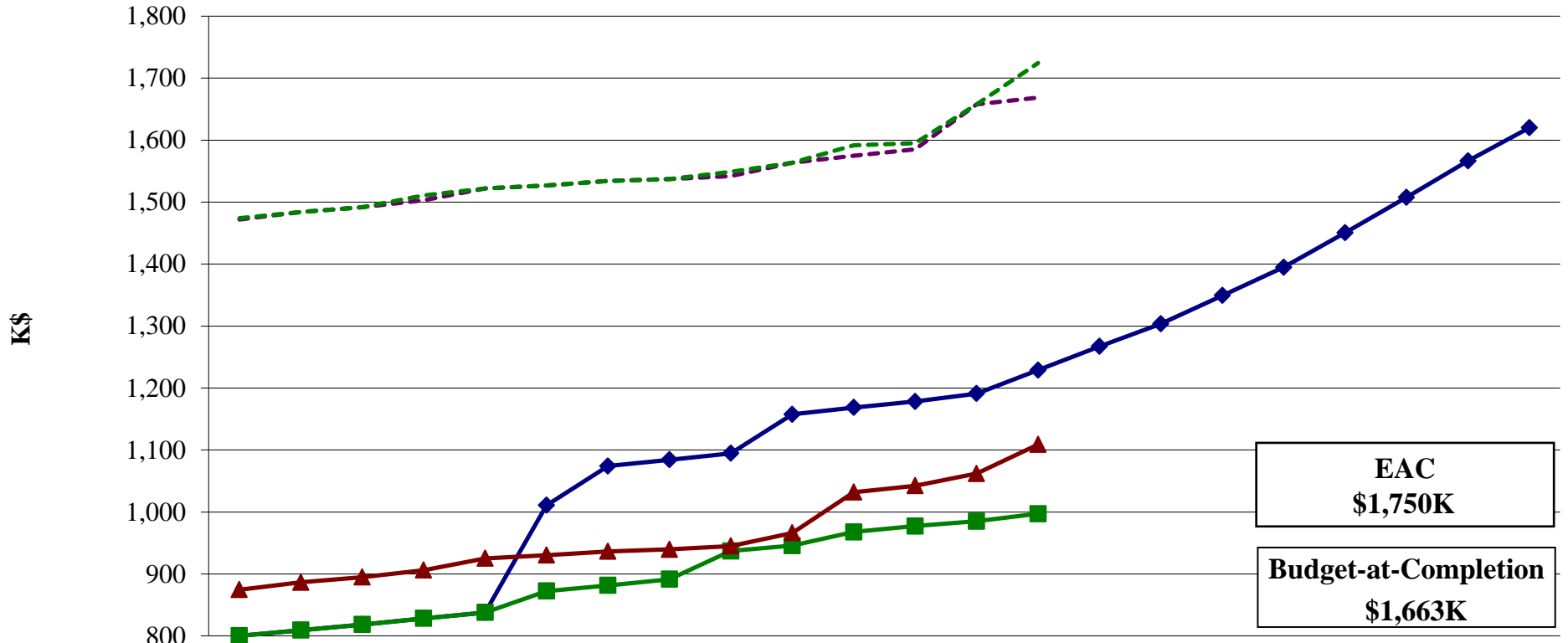
	Dec-11	Jan-12	Feb-12	Mar-12	Apr-12	May-12	Jun-12	Jul-12	Aug-12	Sep-12	Oct-12	Nov-12	Dec-12	Jan-13	Feb-13	Mar-13	Apr-13	May-13	Jun-13	Jul-13	Aug-13	Sep-13	
BCWS	5,951	6,059	6,434	6,882	7,364	8,319	8,796	9,031	9,742	10,342	10,790	10,839	10,883	10,979	11,618	12,006	12,121	12,184	12,788	14,183	14,260	14,866	
BCWP	3,938	4,417	4,521	4,637	4,683	5,394	5,902	5,996	7,089	7,234	7,594	7,616	7,759	7,922									
ACWP	4,298	4,897	5,007	5,191	5,264	5,865	6,233	6,365	7,713	7,957	8,477	8,589	8,922	9,049									
Obligated	9,177	10,555	10,782	13,259	13,313	13,571	13,822	13,962	14,047	14,141	14,361	14,437	14,552	14,670									
FY13 Phased POs	11,448	12,826	13,053	13,259	13,313	13,571	13,822	13,962	14,047	14,141	14,361	14,437	14,552	14,670									
Pending	13,260	13,078	13,139	13,373	13,581	13,765	13,925	13,981	14,059	14,141	14,411	14,449	14,574	14,887									
CAM EAC	14,571	15,094	15,203	15,220	15,286	15,319	15,480	15,075	15,113	15,270	15,573	15,733	15,823	16,473									

12 GeV 1.4.3.1.1 HB Magnet Earned Value \$K



	Dec-11	Jan-12	Feb-12	Mar-12	Apr-12	May-12	Jun-12	Jul-12	Aug-12	Sep-12	Oct-12	Nov-12	Dec-12	Jan-13	Feb-13	Mar-13	Apr-13	May-13	Jun-13	Jul-13	Aug-13	Sep-13
BCWS	614	619	742	746	750	755	851	856	860	864	955	959	962	966	1,035	1,040	1,044	1,048	1,098	1,102	1,106	1,109
BCWP	441	445	448	452	456	537	540	545	615	618	622	626	644	663								
ACWP	403	405	414	442	445	490	512	541	567	622	626	647	832	834								
Obligated	1,046	1,048	1,049	1,053	1,057	1,057	1,060	1,063	1,068	1,074	1,077	1,082	1,082	1,084								
FY13 Phase POs	1,046	1,048	1,049	1,053	1,057	1,057	1,060	1,063	1,068	1,074	1,077	1,082	1,082	1,084								
Pending	1,046	1,048	1,049	1,055	1,057	1,058	1,060	1,063	1,068	1,074	1,079	1,082	1,082	1,084								

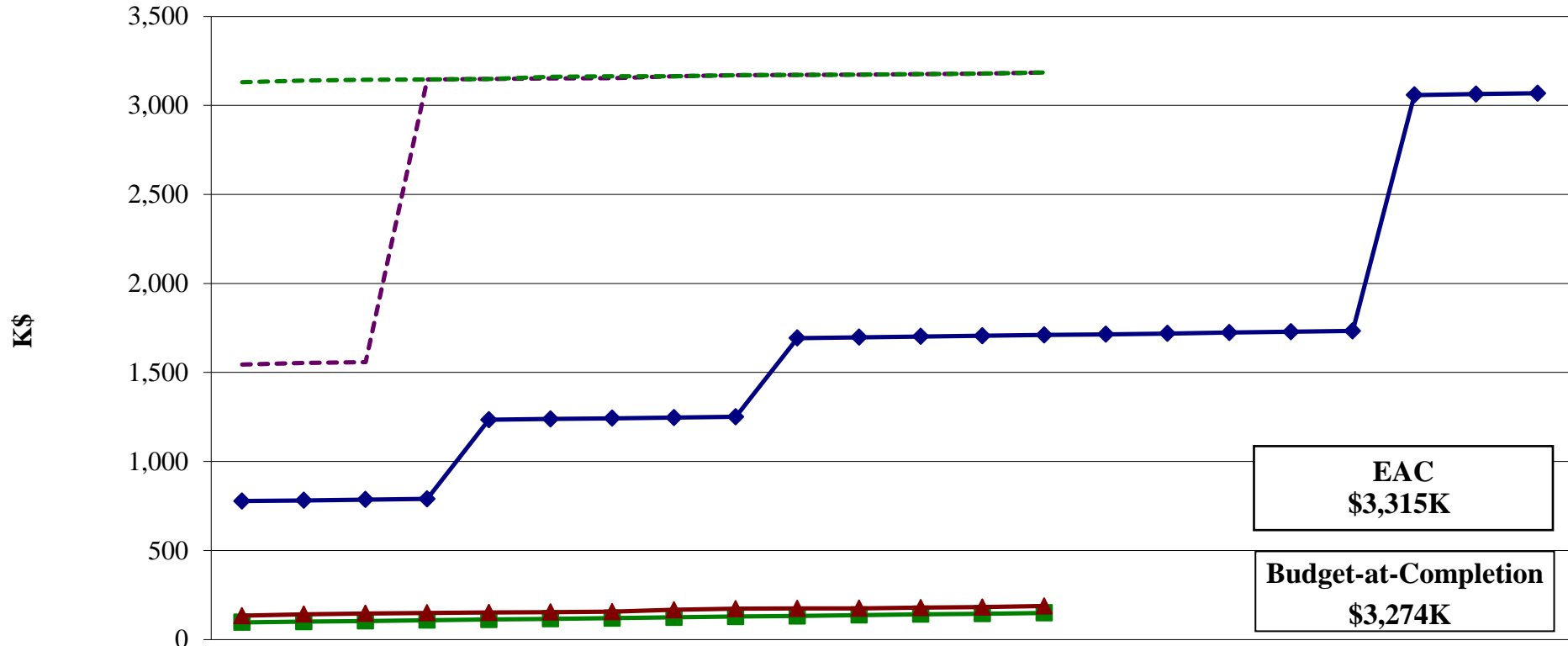
12 GeV 1.4.3.1.2 Q1 Quadrupole Earned Value \$K



	Dec-11	Jan-12	Feb-12	Mar-12	Apr-12	May-12	Jun-12	Jul-12	Aug-12	Sep-12	Oct-12	Nov-12	Dec-12	Jan-13	Feb-13	Mar-13	Apr-13	May-13	Jun-13	Jul-13	Aug-13	Sep-13	
BCWS	800	809	818	828	838	1,011	1,074	1,084	1,095	1,158	1,169	1,178	1,191	1,229	1,267	1,304	1,349	1,395	1,451	1,508	1,567	1,620	
BCWP	800	809	818	828	838	872	881	891	937	946	968	977	985	997									
ACWP	875	886	895	906	925	930	936	940	945	966	1,032	1,042	1,062	1,109									
Obligated	1,472	1,484	1,492	1,503	1,522	1,527	1,534	1,537	1,542	1,563	1,575	1,585	1,658	1,669									
Pending	1,474	1,484	1,492	1,511	1,522	1,527	1,534	1,537	1,549	1,563	1,592	1,595	1,658	1,724									

12 GeV 1.4.3.1.3 Q2/3 Quadrupoles

Earned Value \$K



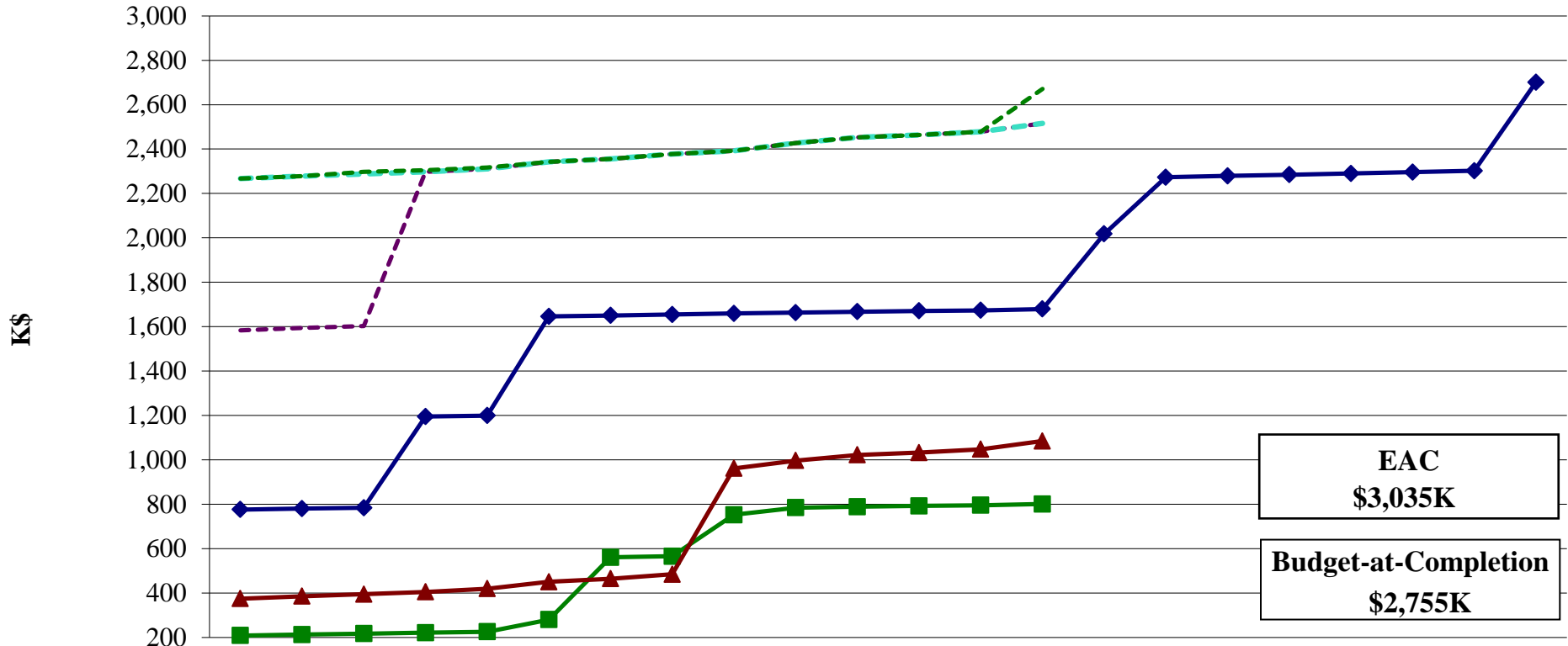
EAC
\$3,315K

Budget-at-Completion
\$3,274K

	Dec-11	Jan-12	Feb-12	Mar-12	Apr-12	May-12	Jun-12	Jul-12	Aug-12	Sep-12	Oct-12	Nov-12	Dec-12	Jan-13	Feb-13	Mar-13	Apr-13	May-13	Jun-13	Jul-13	Aug-13	Sep-13
BCWS	778	782	786	790	1,234	1,239	1,242	1,247	1,251	1,693	1,698	1,702	1,706	1,710	1,714	1,719	1,724	1,728	1,733	3,059	3,063	3,068
BCWP	97	100	104	108	112	116	120	124	129	132	137	142	145	150								
ACWP	133	142	147	149	152	154	156	167	173	174	175	179	182	188								
Obligated	1,544	1,553	1,558	3,146	3,148	3,151	3,153	3,163	3,170	3,171	3,173	3,176	3,179	3,185								
Pending	3,130	3,139	3,144	3,146	3,148	3,161	3,163	3,163	3,170	3,171	3,173	3,176	3,179	3,185								

12 GeV 1.4.3.1.4 Dipole Magnet

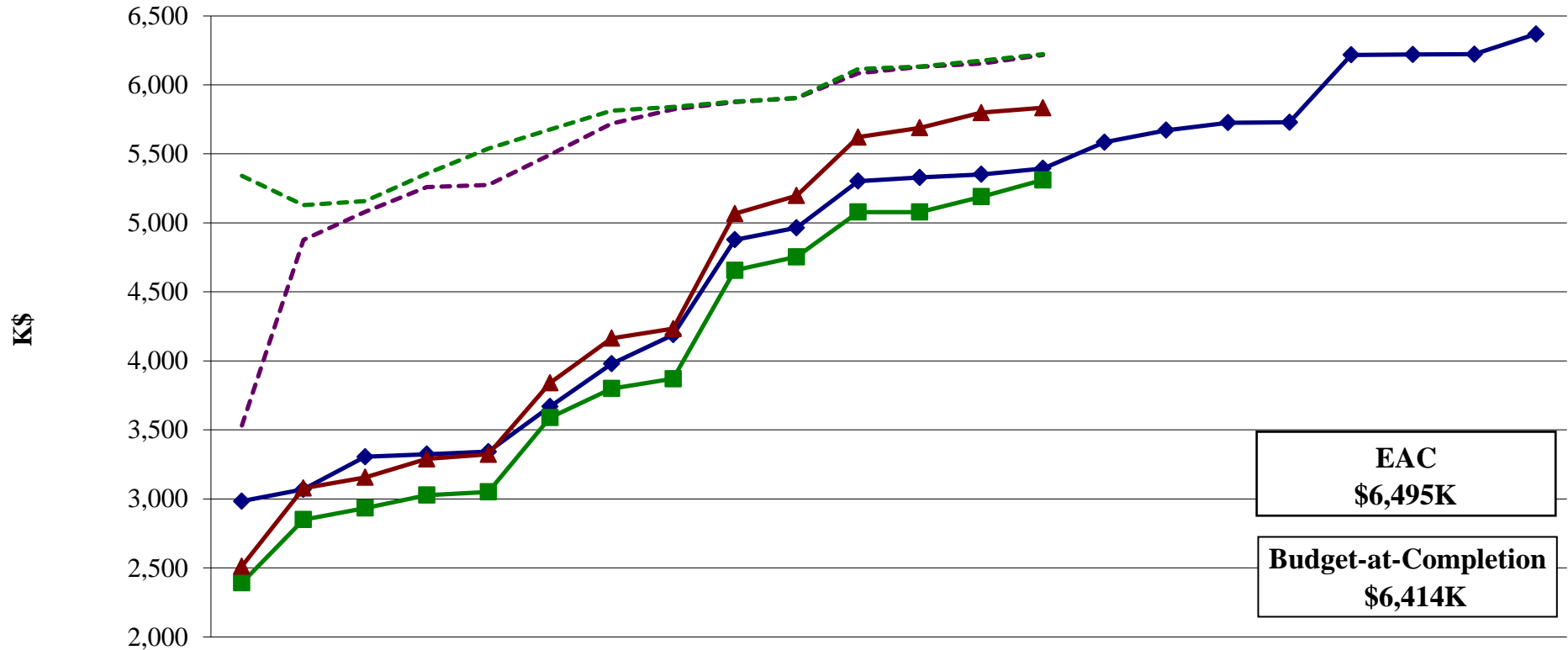
Earned Value \$K



	Dec-11	Jan-12	Feb-12	Mar-12	Apr-12	May-12	Jun-12	Jul-12	Aug-12	Sep-12	Oct-12	Nov-12	Dec-12	Jan-13	Feb-13	Mar-13	Apr-13	May-13	Jun-13	Jul-13	Aug-13	Sep-13
BCWS	776	780	784	1,195	1,199	1,646	1,650	1,655	1,659	1,663	1,667	1,671	1,673	1,679	2,017	2,273	2,279	2,285	2,290	2,296	2,302	2,701
BCWP	209	213	217	221	225	280	561	565	752	784	789	792	795	801								
ACWP	375	386	395	405	419	450	464	485	961	997	1,022	1,032	1,047	1,084								
Obligated	1,583	1,594	1,603	2,297	2,311	2,342	2,356	2,377	2,392	2,427	2,453	2,463	2,478	2,515								
FY13 Phase POs	2,268	2,279	2,288	2,297	2,311	2,342	2,356	2,377	2,392	2,427	2,453	2,463	2,478	2,515								
Pending	2,267	2,278	2,297	2,305	2,317	2,342	2,356	2,377	2,392	2,427	2,453	2,463	2,479	2,671								

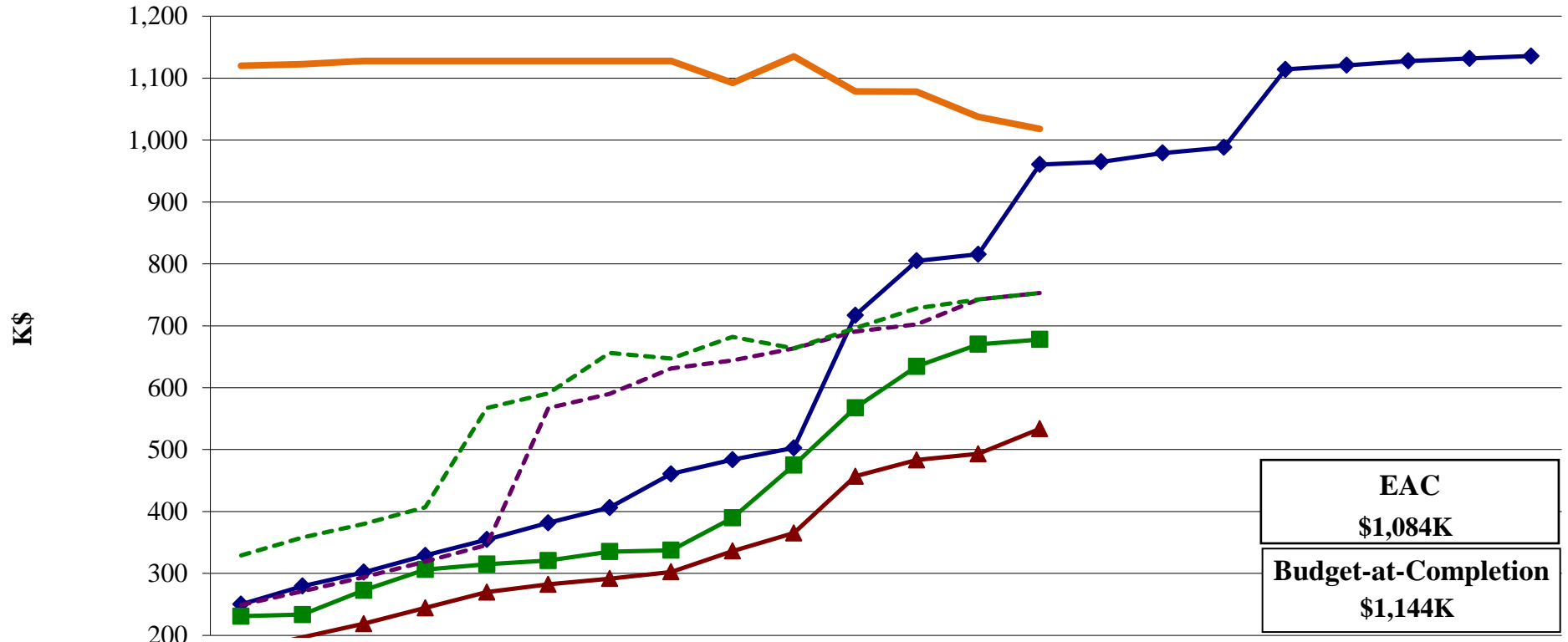
12 GeV 1.4.3.1.5 Common Magnet Components

Earned Value \$K



	Dec-11	Jan-12	Feb-12	Mar-12	Apr-12	May-12	Jun-12	Jul-12	Aug-12	Sep-12	Oct-12	Nov-12	Dec-12	Jan-13	Feb-13	Mar-13	Apr-13	May-13	Jun-13	Jul-13	Aug-13	Sep-13	
BCWS	2,984	3,069	3,305	3,324	3,343	3,669	3,979	4,190	4,877	4,965	5,302	5,329	5,351	5,394	5,584	5,671	5,725	5,728	6,217	6,219	6,222	6,368	
BCWP	2,392	2,850	2,934	3,027	3,051	3,589	3,799	3,871	4,656	4,754	5,079	5,079	5,190	5,311									
ACWP	2,512	3,079	3,156	3,289	3,323	3,840	4,164	4,234	5,067	5,198	5,621	5,688	5,799	5,834									
Obligated	3,532	4,877	5,080	5,260	5,275	5,493	5,720	5,822	5,875	5,905	6,084	6,130	6,155	6,217									
Pending	5,342	5,129	5,158	5,357	5,537	5,676	5,812	5,841	5,879	5,905	6,115	6,132	6,176	6,222									

12 GeV 1.4.3.2 Detector Earned Value \$K

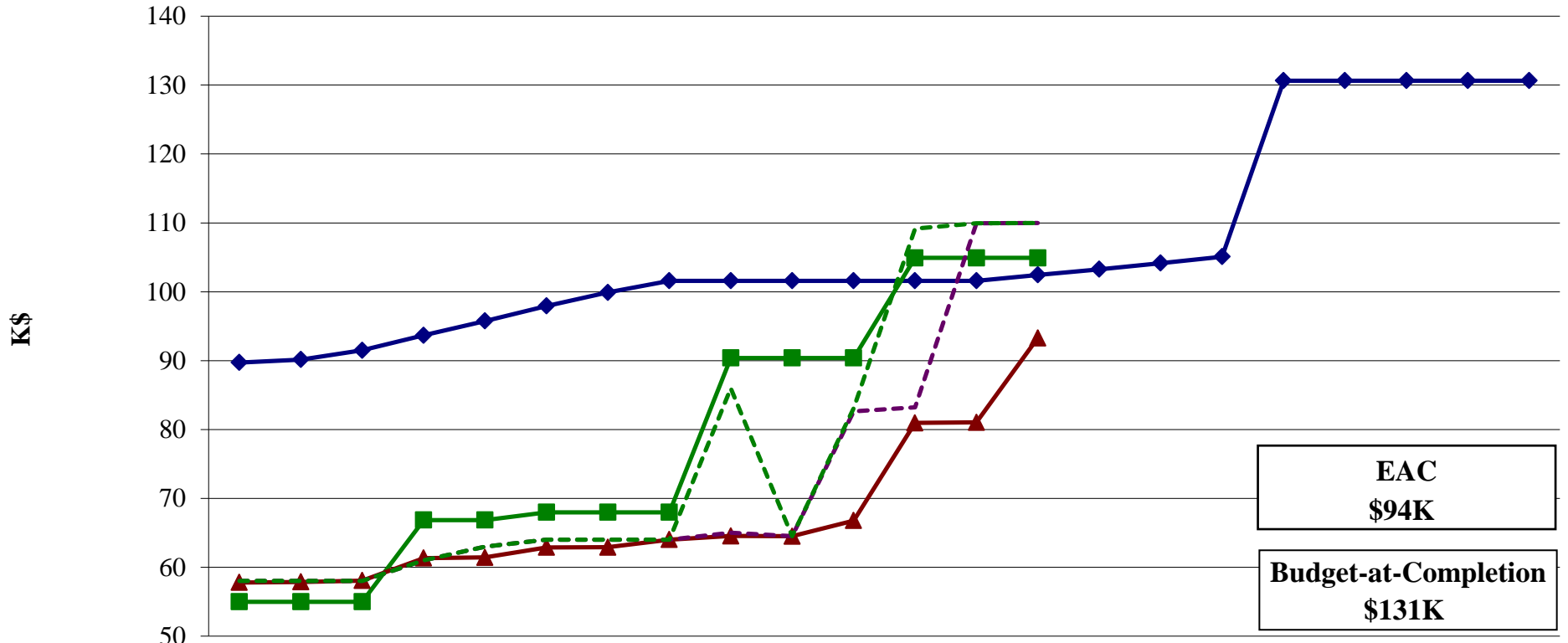


EAC
\$1,084K
Budget-at-Completion
\$1,144K

	Dec-11	Jan-12	Feb-12	Mar-12	Apr-12	May-12	Jun-12	Jul-12	Aug-12	Sep-12	Oct-12	Nov-12	Dec-12	Jan-13	Feb-13	Mar-13	Apr-13	May-13	Jun-13	Jul-13	Aug-13	Sep-13	
BCWS	250	279	302	329	355	382	406	461	484	503	717	805	816	960	965	979	988	1,114	1,121	1,128	1,132	1,136	
BCWP	231	234	273	306	315	321	335	338	390	475	567	634	670	678									
ACWP	174	197	219	244	270	282	292	302	336	365	457	483	493	534									
Obligated	249	271	294	319	346	567	590	631	644	664	691	702	743	753									
Pending	329	358	380	407	567	591	656	647	682	664	696	728	743	753									
CAMEAC	1,120	1,123	1,128	1,128	1,128	1,128	1,128	1,128	1,092	1,135	1,079	1,078	1,037	1,018									

12 GeV 1.4.3.2.1 Wire Chambers

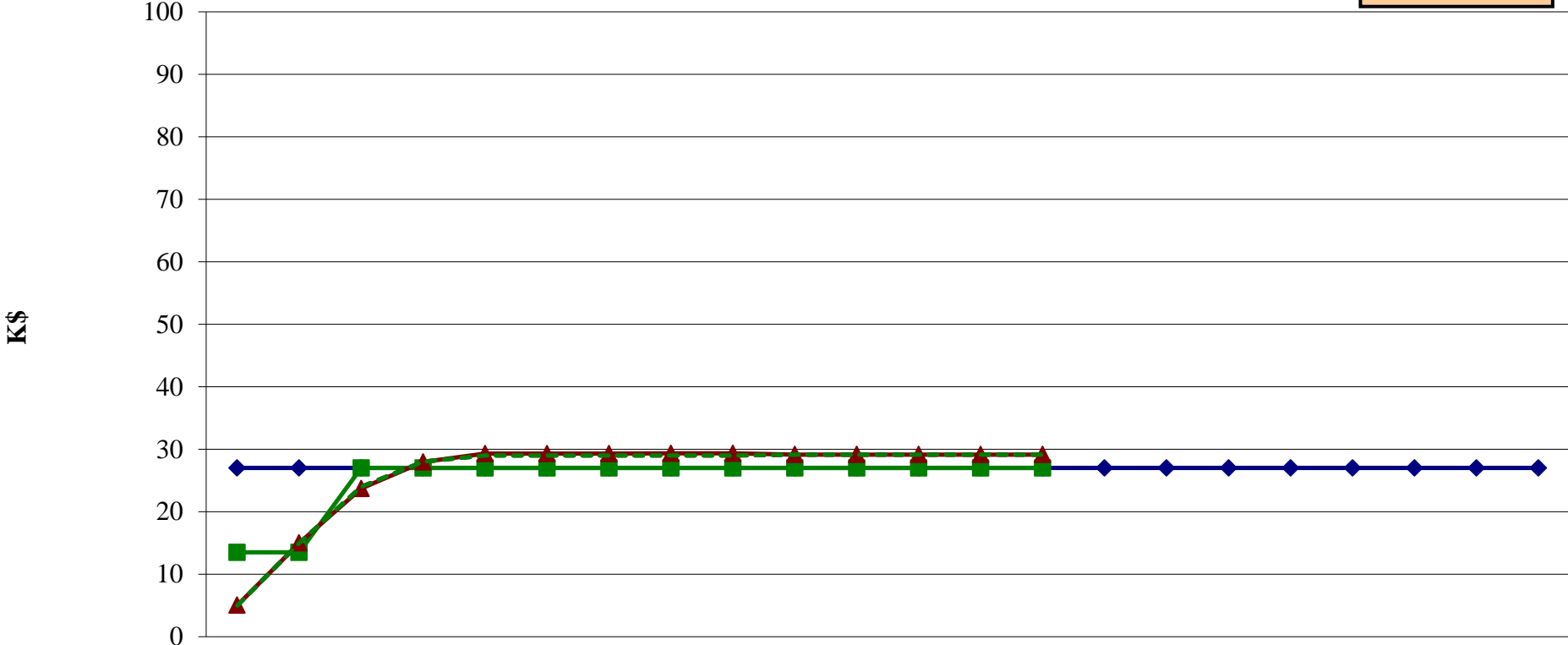
Earned Value \$K



	Dec-11	Jan-12	Feb-12	Mar-12	Apr-12	May-12	Jun-12	Jul-12	Aug-12	Sep-12	Oct-12	Nov-12	Dec-12	Jan-13	Feb-13	Mar-13	Apr-13	May-13	Jun-13	Jul-13	Aug-13	Sep-13	
BCWS	90	90	92	94	96	98	100	102	102	102	102	102	102	102	103	104	105	131	131	131	131	131	
BCWP	55	55	55	67	67	68	68	68	90	90	90	105	105	105									
ACWP	58	58	58	61	61	63	63	64	65	65	67	81	81	93									
Obligated	58	58	58	61	63	64	64	64	65	65	83	83	110	110									
Pending	58	58	58	61	63	64	64	64	86	65	83	109	110	110									

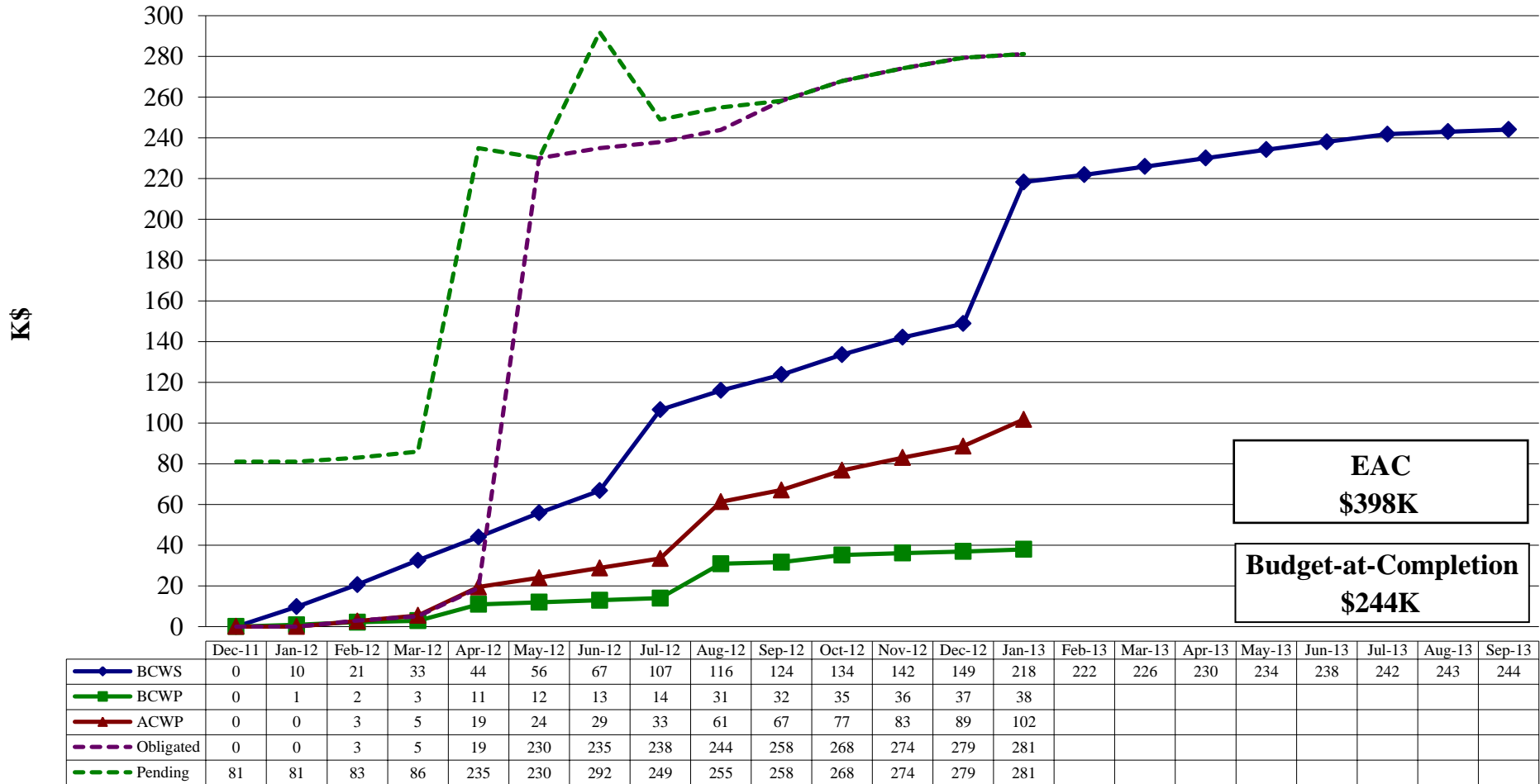
12 GeV 1.4.3.2.2 Hodoscope Earned Value \$K

Account
Closed

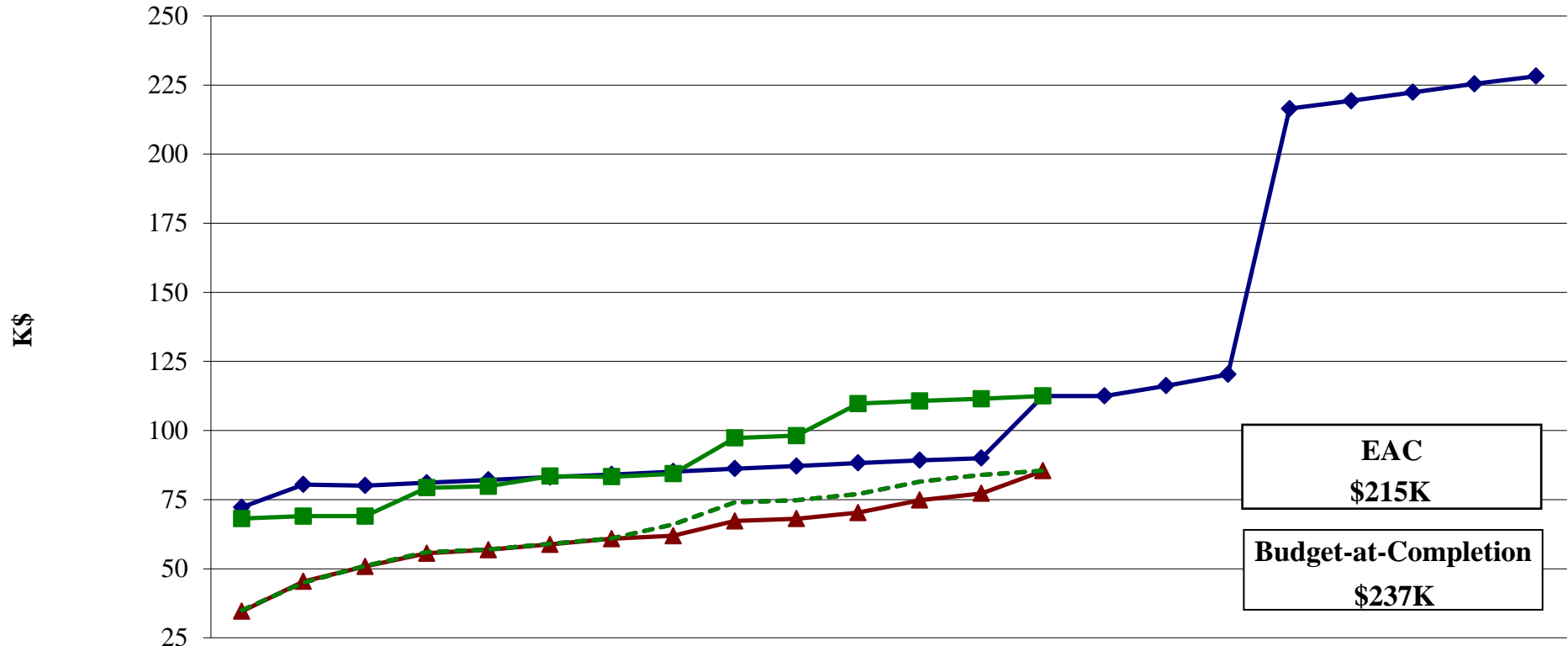


	Dec-11	Jan-12	Feb-12	Mar-12	Apr-12	May-12	Jun-12	Jul-12	Aug-12	Sep-12	Oct-12	Nov-12	Dec-12	Jan-13	Feb-13	Mar-13	Apr-13	May-13	Jun-13	Jul-13	Aug-13	Sep-13
BCWS	27	27	27	27	27	27	27	27	27	27	27	27	27	27	27	27	27	27	27	27	27	27
BCWP	14	14	27	27	27	27	27	27	27	27	27	27	27	27								
ACWP	5	15	24	28	29	29	29	29	29	29	29	29	29	29								
Obligated	5	15	24	28	29	29	29	29	29	29	29	29	29	29								
Pending	5	15	24	28	29	29	29	29	29	29	29	29	29	29								

12 GeV 1.4.3.2.3 Noble Gas Cerenkov Earned Value \$K

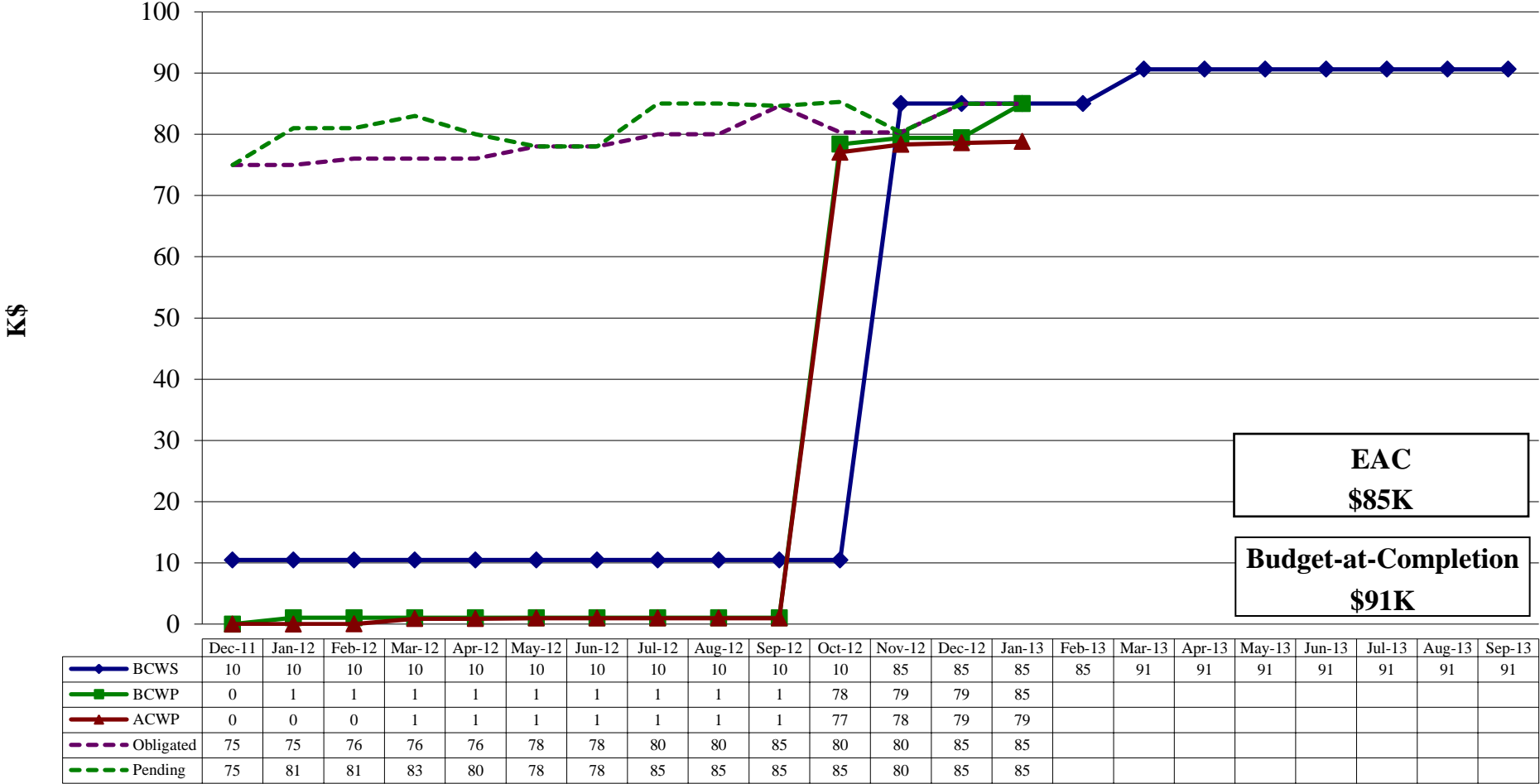


12 GeV 1.4.3.2.4 Heavy Gas Cerenkov Earned Value \$K

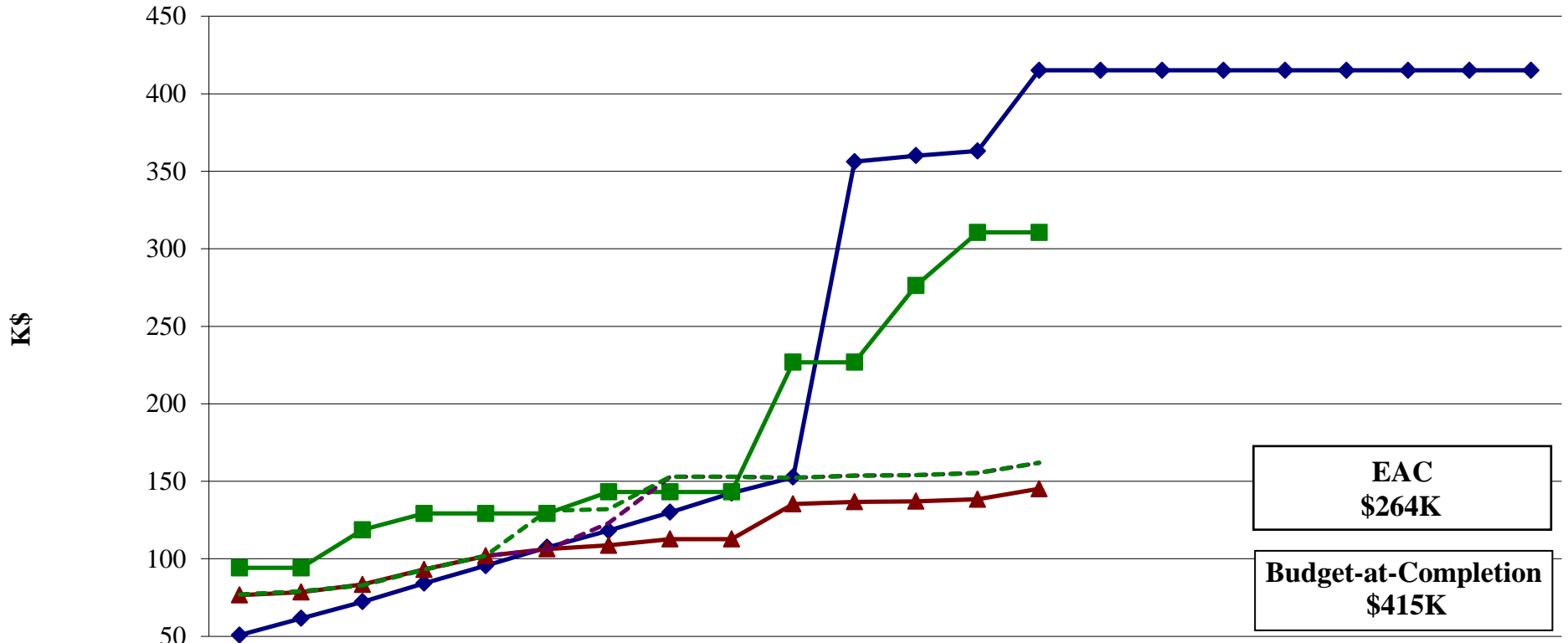


	Dec-11	Jan-12	Feb-12	Mar-12	Apr-12	May-12	Jun-12	Jul-12	Aug-12	Sep-12	Oct-12	Nov-12	Dec-12	Jan-13	Feb-13	Mar-13	Apr-13	May-13	Jun-13	Jul-13	Aug-13	Sep-13
BCWS	72	80	80	81	82	83	84	85	86	87	88	89	90	113	113	116	120	216	219	222	225	228
BCWP	68	69	69	79	80	83	83	84	97	98	110	111	111	113								
ACWP	35	45	51	56	57	59	61	62	67	68	70	75	77	85								
Obligated	35	45	51	56	57	59	61	66	74	75	77	82	84	85								
Pending	35	45	51	56	57	59	61	66	74	75	77	82	84	86								

12 GeV 1.4.3.2.5 Shower Counter Earned Value \$K

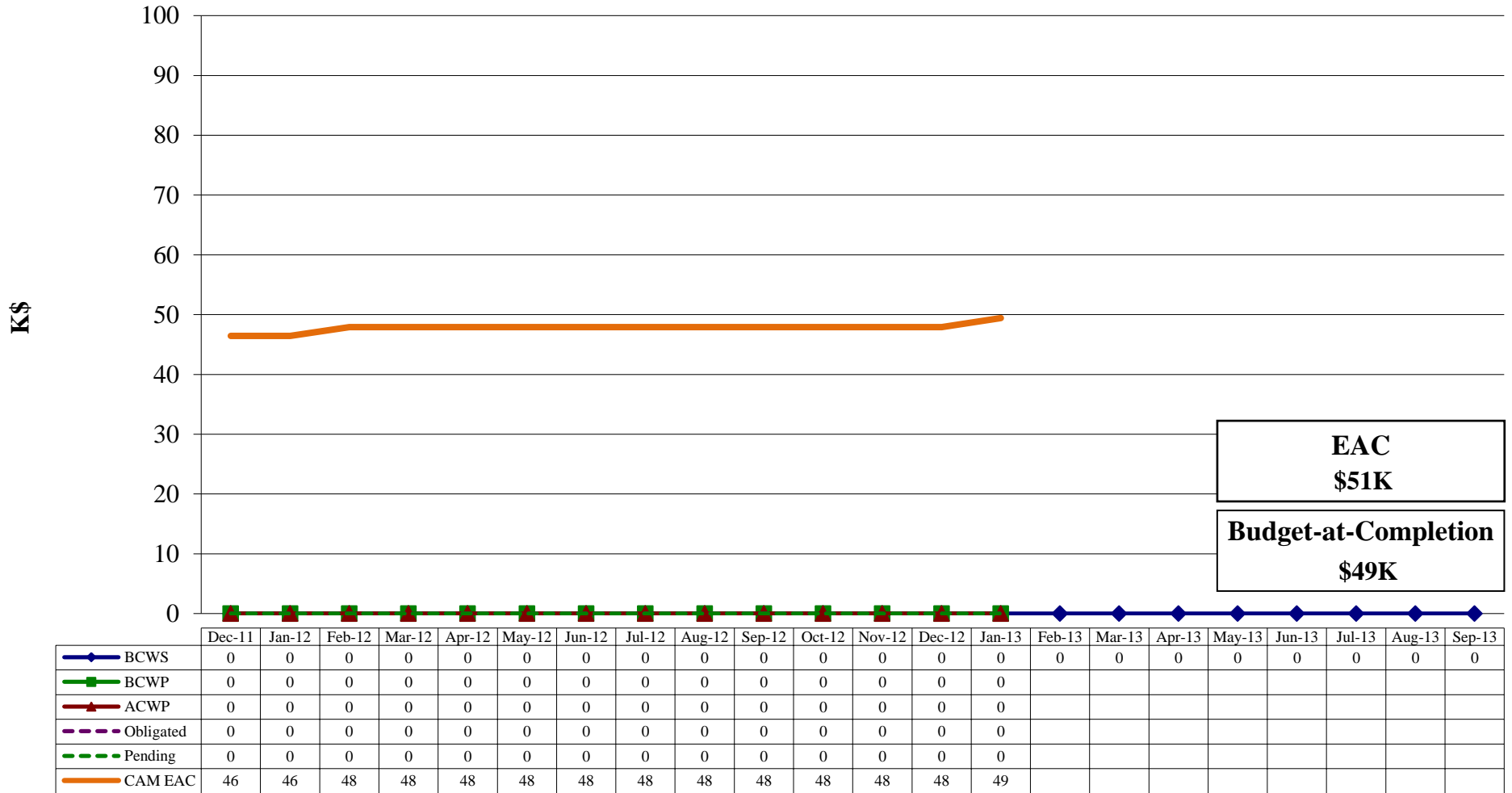


12 GeV 1.4.3.2.8 Frame Earned Value \$K



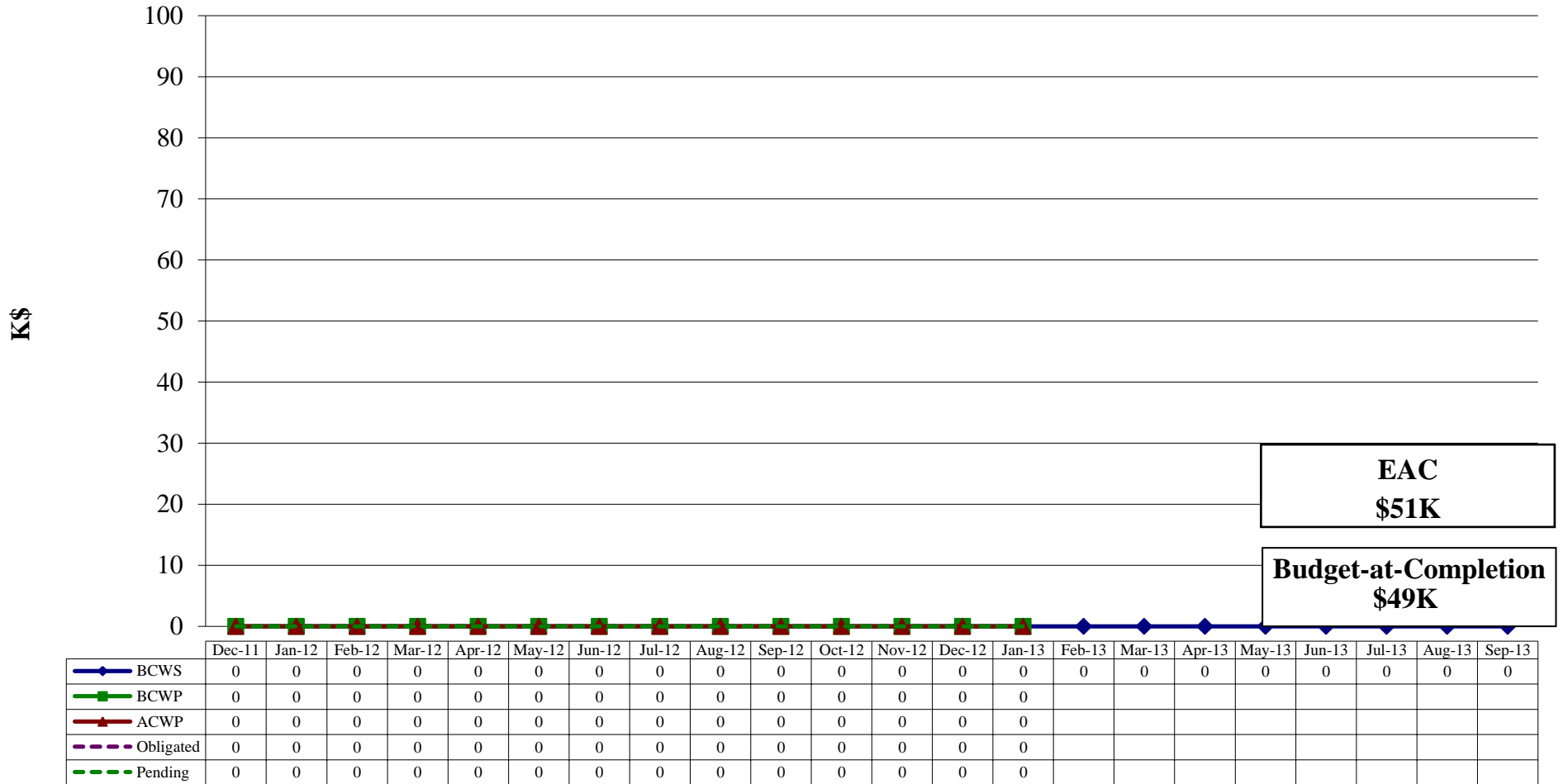
	Dec-11	Jan-12	Feb-12	Mar-12	Apr-12	May-12	Jun-12	Jul-12	Aug-12	Sep-12	Oct-12	Nov-12	Dec-12	Jan-13	Feb-13	Mar-13	Apr-13	May-13	Jun-13	Jul-13	Aug-13	Sep-13
BCWS	51	62	72	84	96	107	118	130	142	153	356	360	363	415	415	415	415	415	415	415	415	415
BCWP	94	94	119	129	129	129	143	143	143	227	227	276	311	311								
ACWP	77	79	83	93	102	106	109	113	113	135	137	137	138	145								
Obligated	77	79	83	93	102	106	123	153	153	152	154	154	155	162								
Pending	77	79	83	93	102	131	132	153	153	152	154	154	155	162								

12 GeV 1.4.3.3 Computing Earned Value \$K

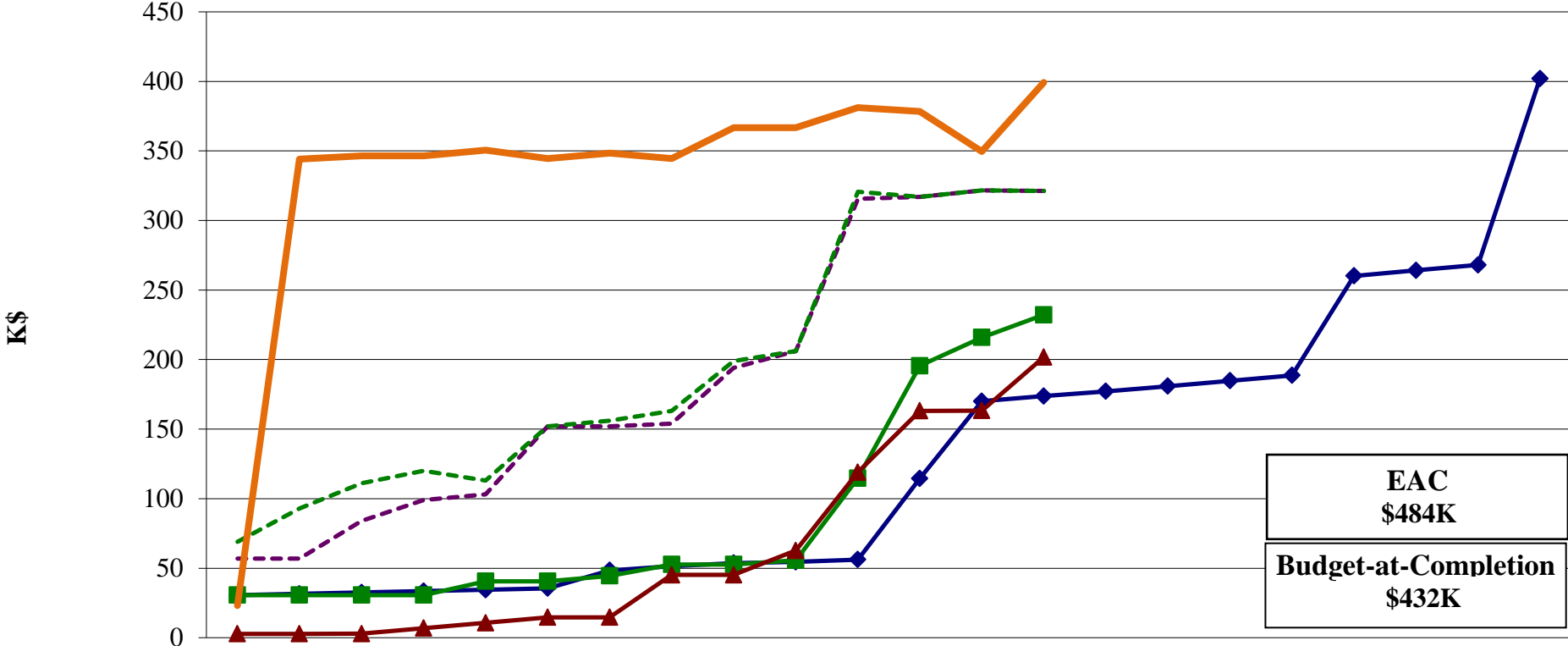


12 GeV 1.4.3.3.1 Computing DAQ

Earned Value \$K



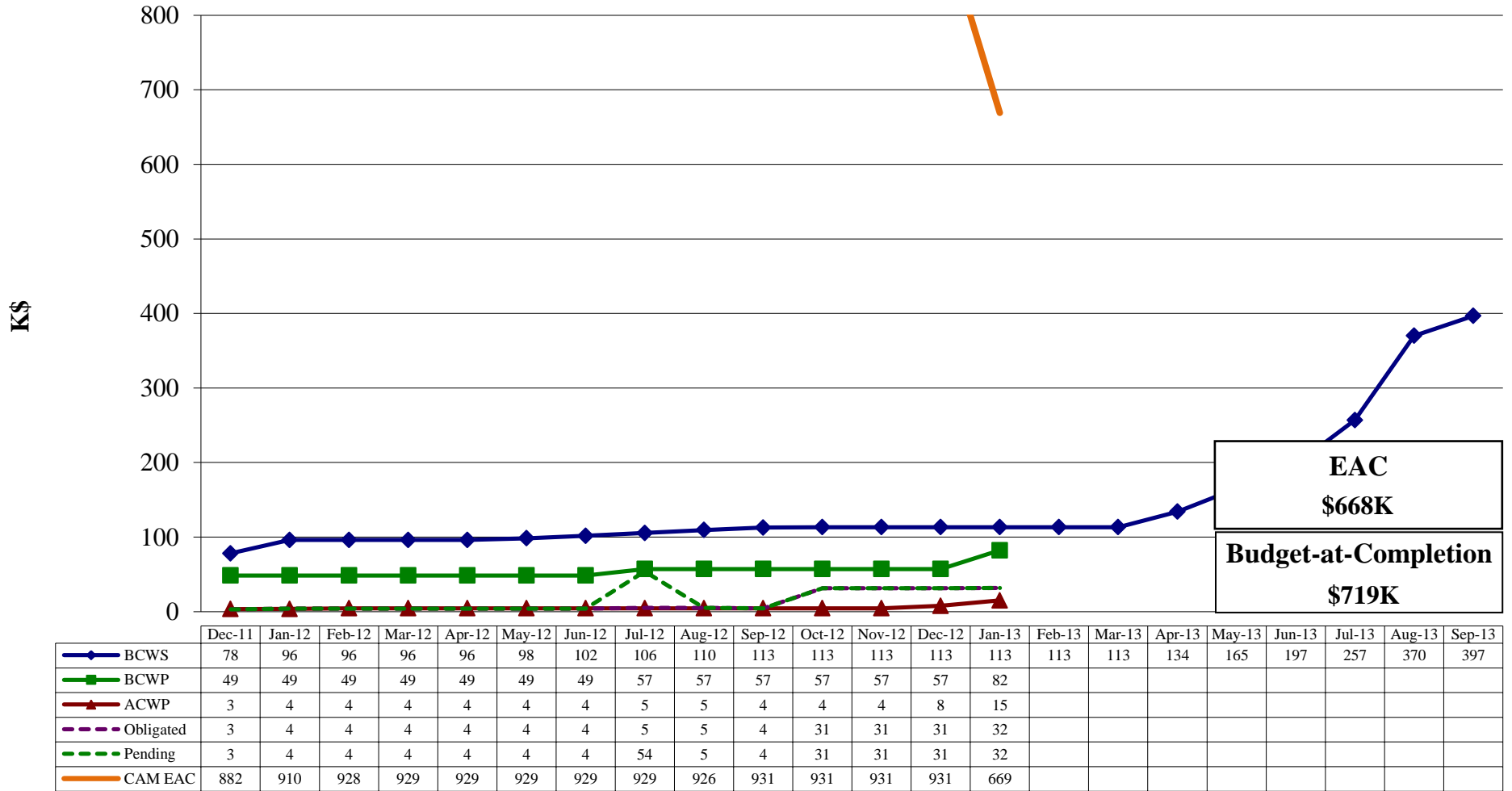
12 GeV 1.4.3.4 Electronics Earned Value \$K



EAC \$484K
Budget-at-Completion \$432K

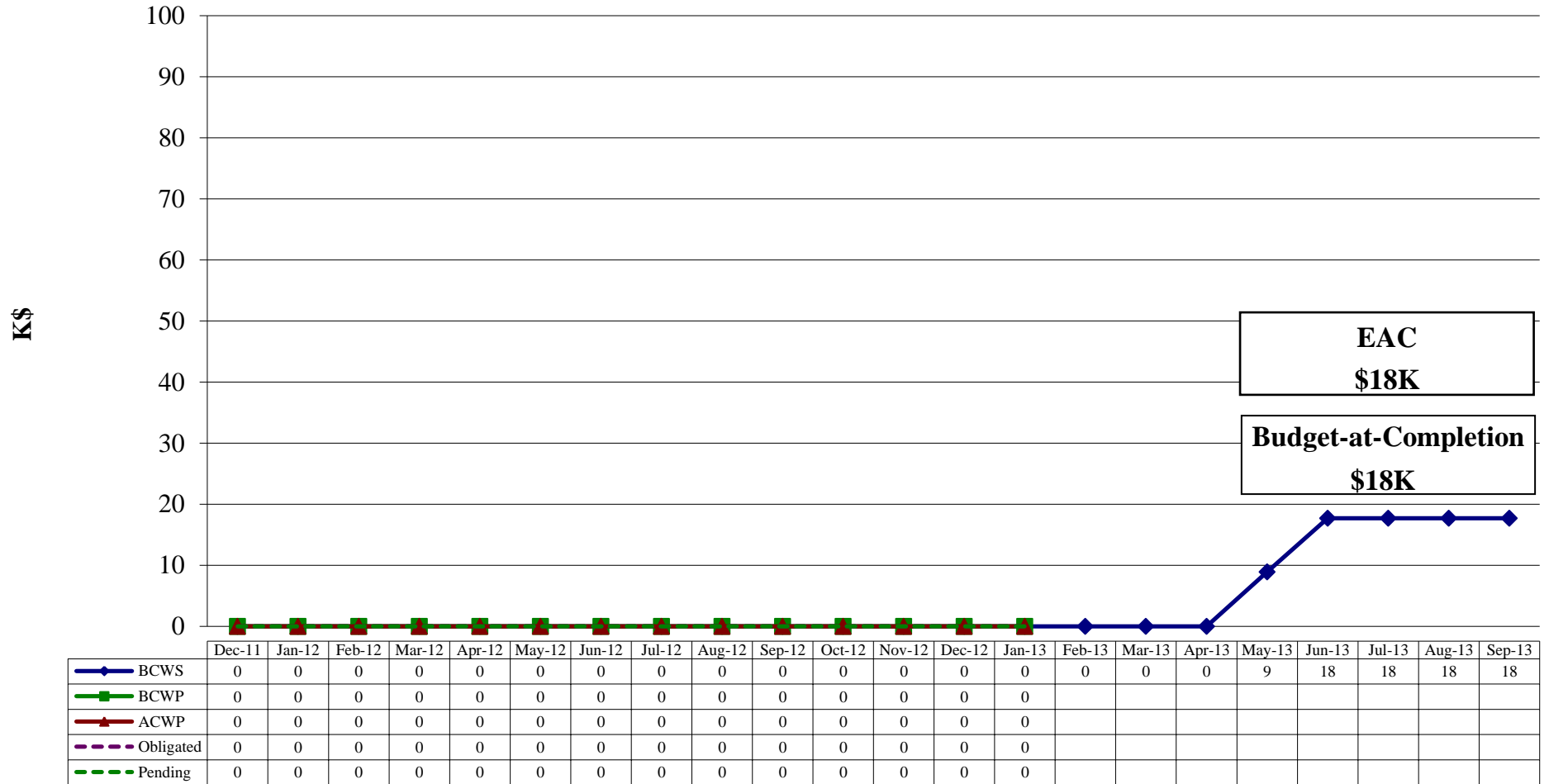
	Dec-11	Jan-12	Feb-12	Mar-12	Apr-12	May-12	Jun-12	Jul-12	Aug-12	Sep-12	Oct-12	Nov-12	Dec-12	Jan-13	Feb-13	Mar-13	Apr-13	May-13	Jun-13	Jul-13	Aug-13	Sep-13	
BCWS	31	32	32	34	34	36	48	52	54	55	56	114	170	174	177	181	185	189	260	264	268	402	
BCWP	31	31	31	31	41	41	45	53	53	56	115	196	216	232									
ACWP	3	3	3	7	11	15	15	45	45	63	119	163	163	202									
Obligated	57	57	84	99	103	152	152	154	194	206	316	317	322	321									
Pending	69	93	111	120	113	152	156	163	199	206	321	317	322	321									
CAM EAC	23	344	346	346	351	344	348	344	367	367	381	378	350	399									

12 GeV 1.4.3.5 Beamline Earned Value \$K



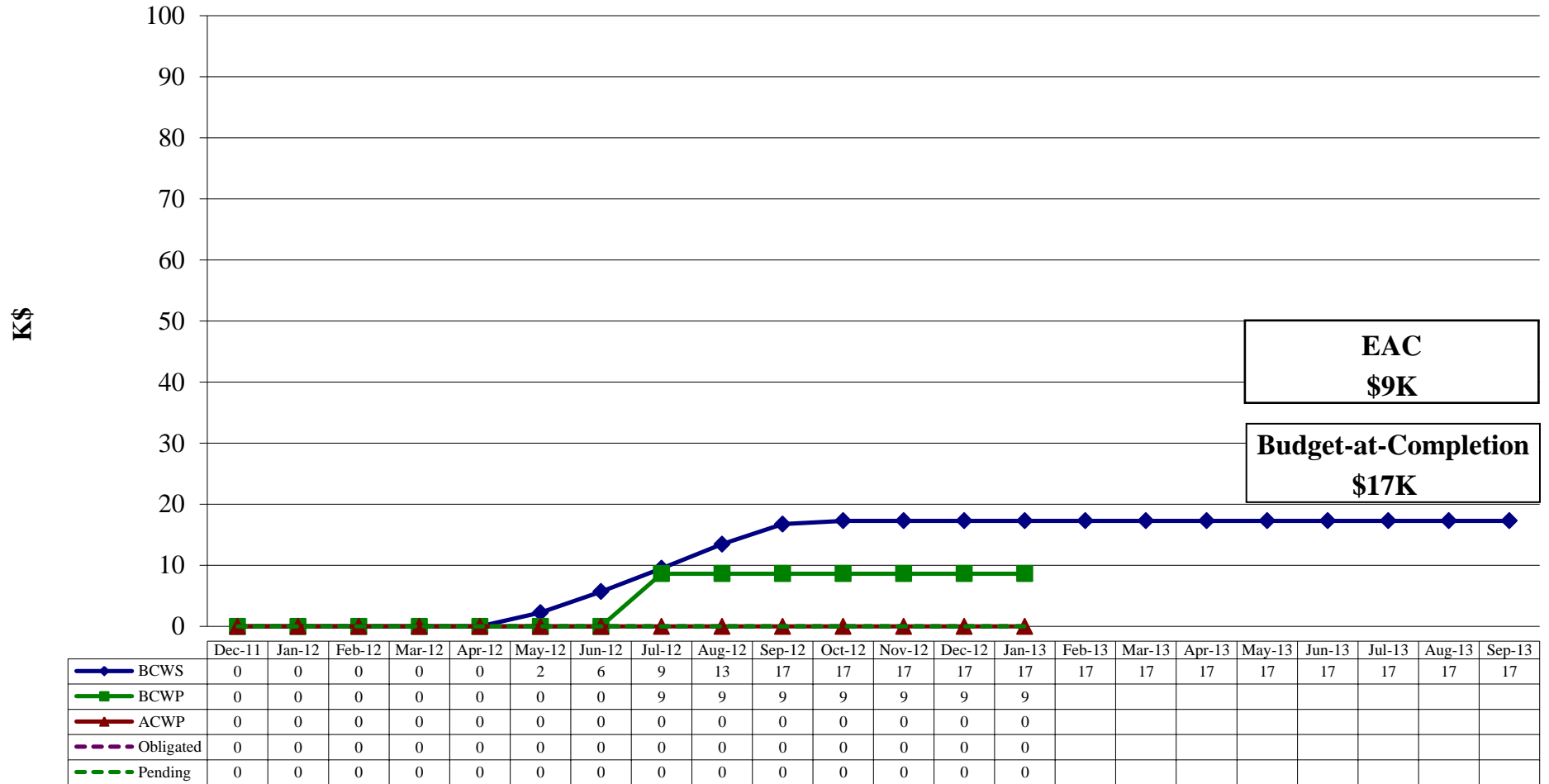
12 GeV 1.4.3.5.1 Moeller Polarimeter

Earned Value \$K

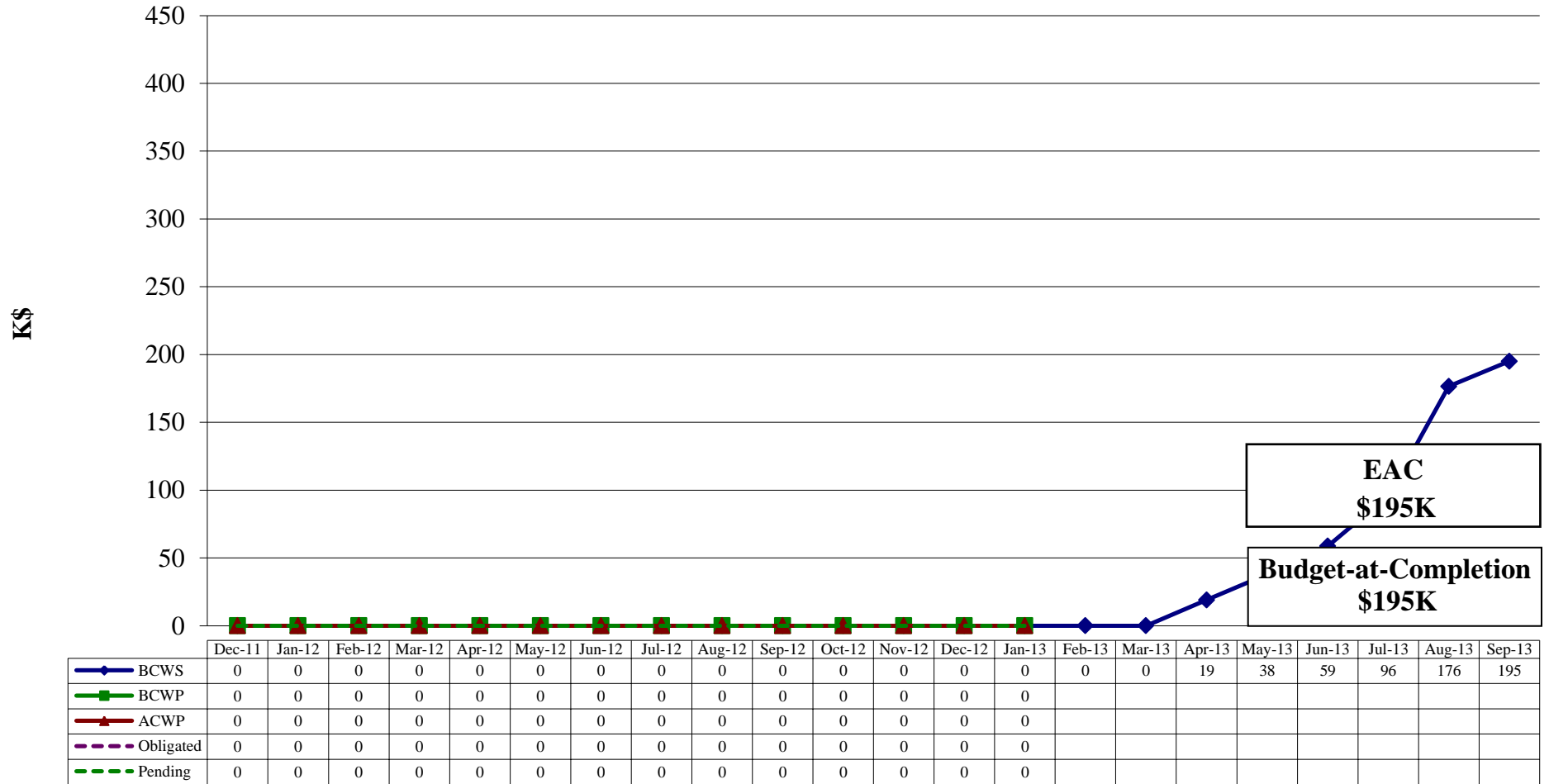


12 GeV 1.4.3.5.2 Compton Polarimeter

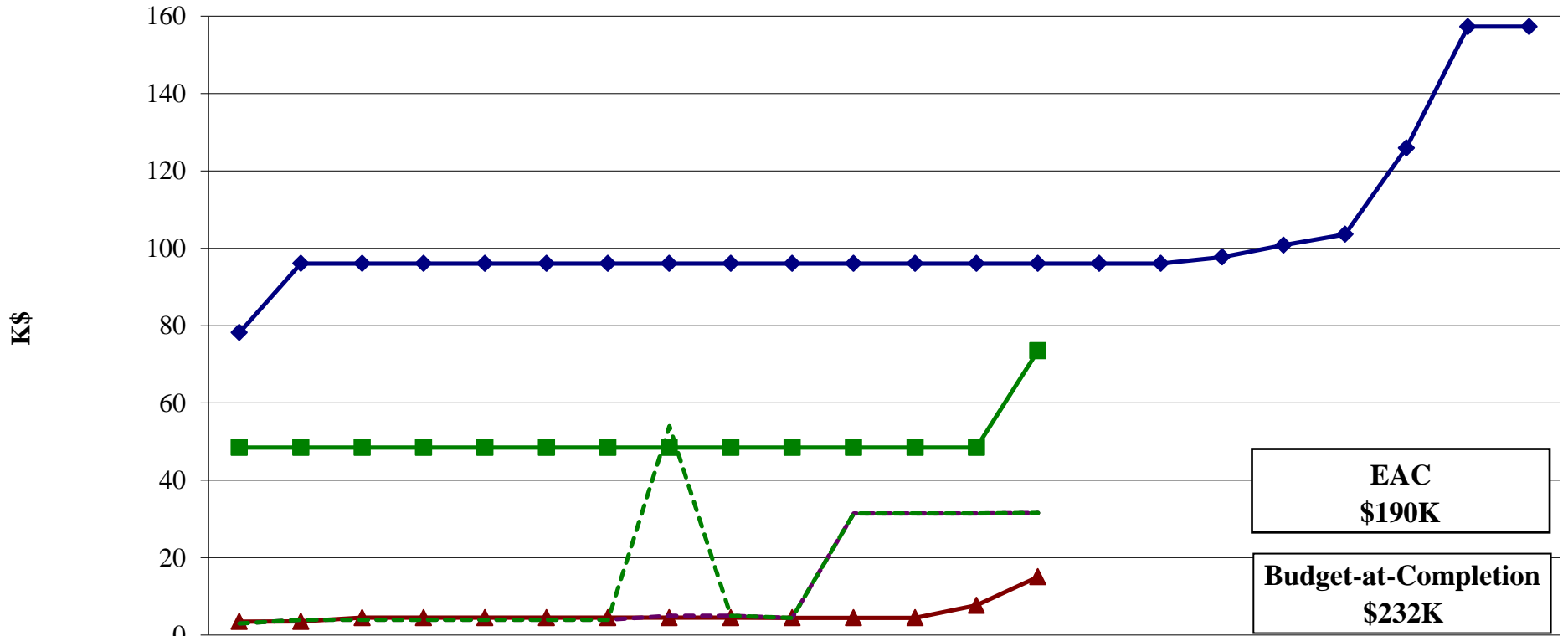
Earned Value \$K



12 GeV 1.4.3.5.3 Mapping and Field Measurement Earned Value \$K



12 GeV 1.4.3.5.4 Scattering Chamber Earned Value \$K



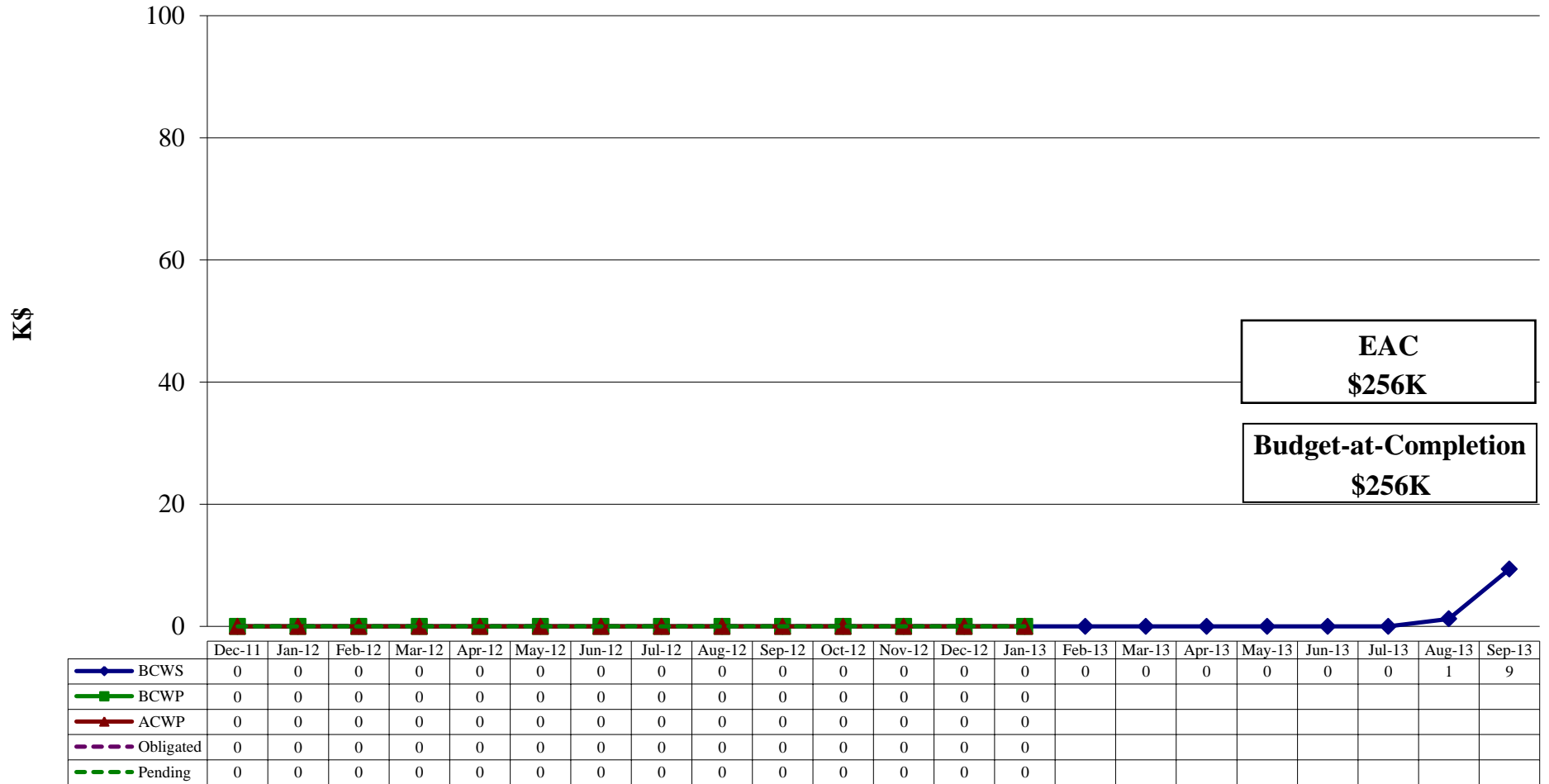
**EAC
\$190K**

**Budget-at-Completion
\$232K**

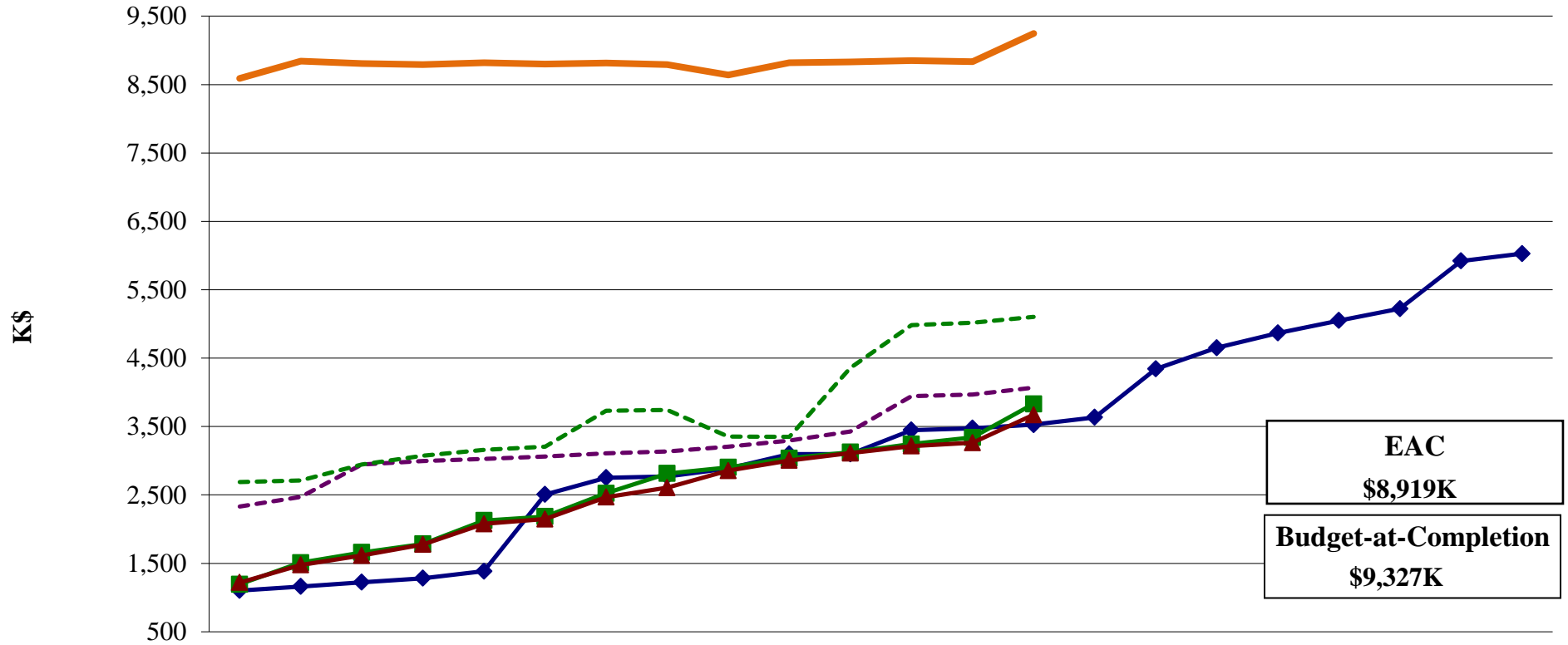
	Dec-11	Jan-12	Feb-12	Mar-12	Apr-12	May-12	Jun-12	Jul-12	Aug-12	Sep-12	Oct-12	Nov-12	Dec-12	Jan-13	Feb-13	Mar-13	Apr-13	May-13	Jun-13	Jul-13	Aug-13	Sep-13
BCWS	78	96	96	96	96	96	96	96	96	96	96	96	96	96	96	96	98	101	104	126	157	157
BCWP	49	49	49	49	49	49	49	49	49	49	49	49	49	74								
ACWP	3	4	4	4	4	4	4	5	5	4	4	4	8	15								
Obligated	3	4	4	4	4	4	4	5	5	4	31	31	31	32								
Pending	3	4	4	4	4	4	4	54	5	4	31	31	31	32								

12 GeV 1.4.3.5.5 Beam Pipe and Stands

Earned Value \$K



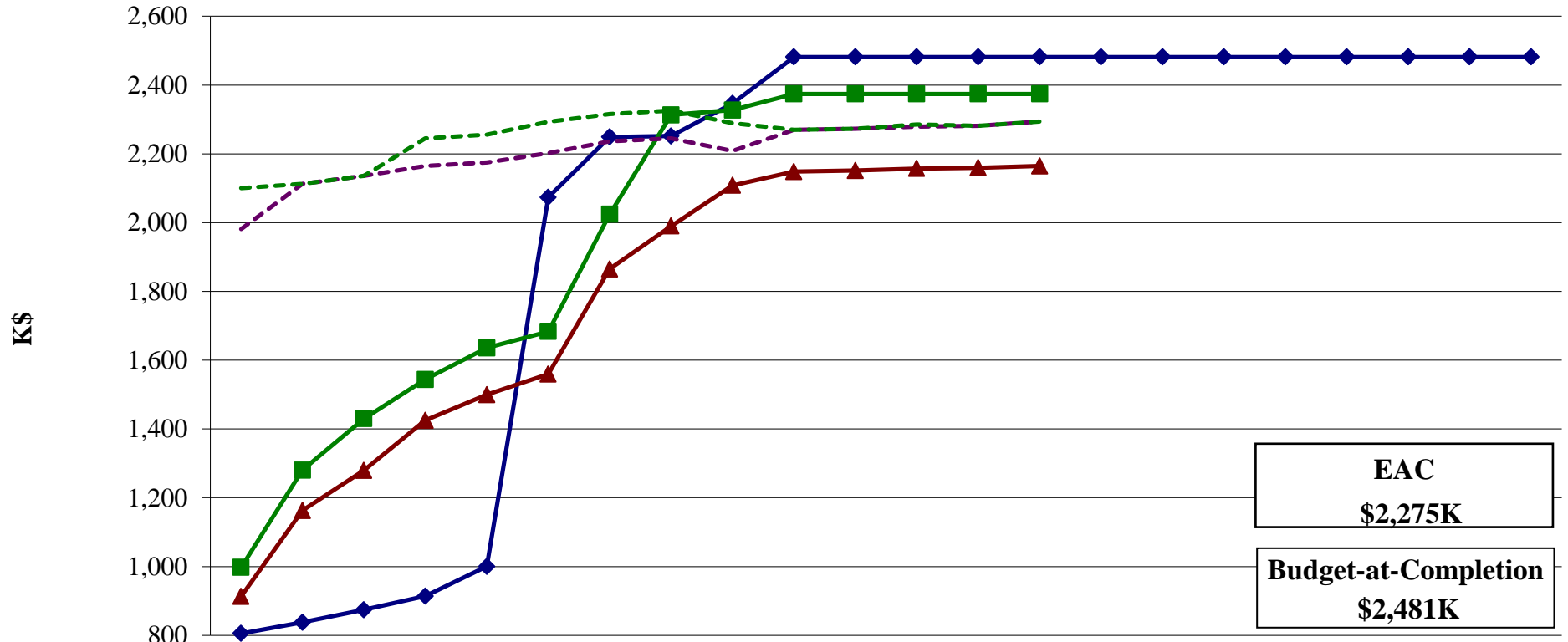
12 GeV 1.4.3.6 Infrastructure Earned Value \$K



EAC \$8,919K
Budget-at-Completion \$9,327K

	Dec-11	Jan-12	Feb-12	Mar-12	Apr-12	May-12	Jun-12	Jul-12	Aug-12	Sep-12	Oct-12	Nov-12	Dec-12	Jan-13	Feb-13	Mar-13	Apr-13	May-13	Jun-13	Jul-13	Aug-13	Sep-13
BCWS	1,103	1,161	1,223	1,281	1,384	2,507	2,751	2,771	2,885	3,097	3,098	3,448	3,475	3,528	3,633	4,343	4,652	4,867	5,050	5,222	5,921	6,028
BCWP	1,195	1,510	1,660	1,783	2,126	2,183	2,524	2,813	2,903	3,037	3,126	3,243	3,342	3,830								
ACWP	1,220	1,477	1,615	1,776	2,077	2,148	2,467	2,606	2,855	3,004	3,111	3,214	3,263	3,671								
Obligated	2,332	2,472	2,944	2,994	3,025	3,062	3,109	3,134	3,207	3,294	3,427	3,944	3,969	4,070								
Pending	2,690	2,710	2,944	3,074	3,158	3,206	3,732	3,741	3,355	3,348	4,357	4,984	5,017	5,105								
CAMEAC	8,589	8,842	8,806	8,793	8,818	8,801	8,813	8,792	8,642	8,818	8,832	8,851	8,836	9,248								

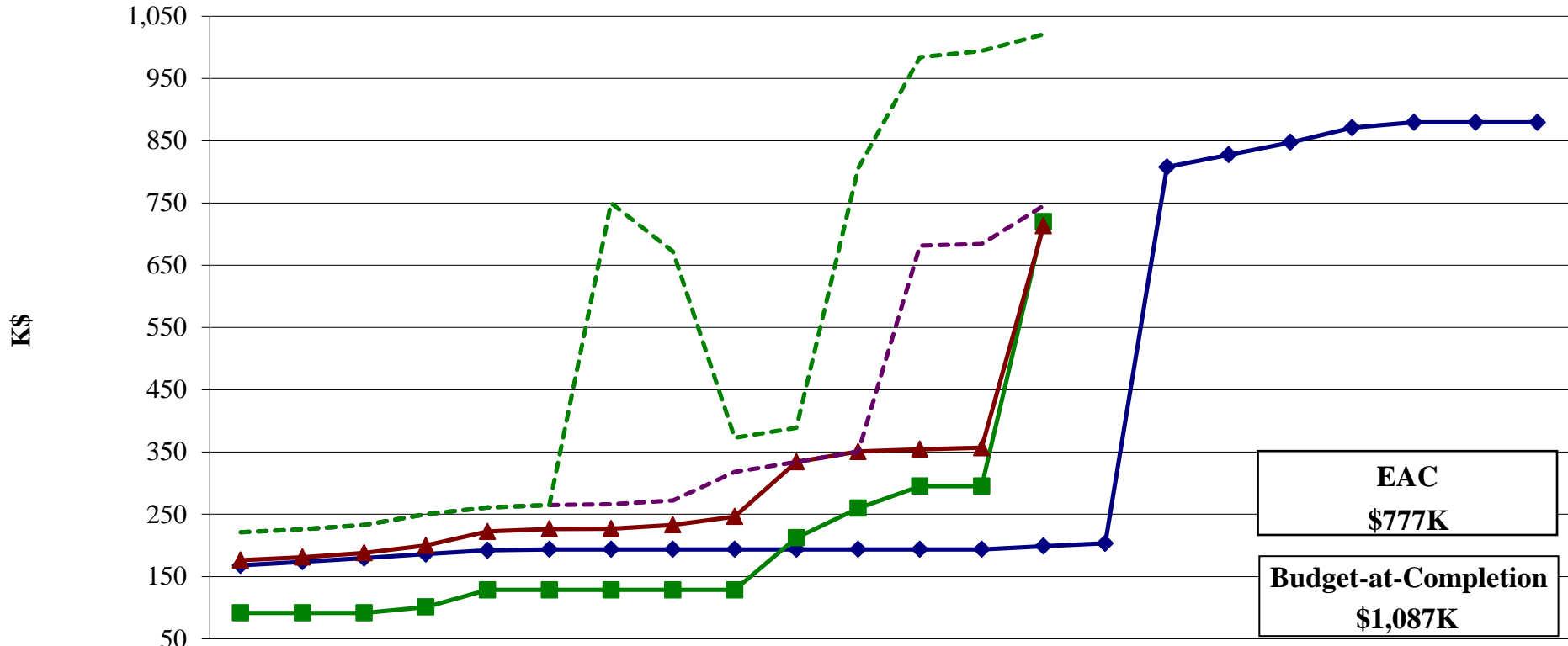
12 GeV 1.4.3.6.2 Support Structure Earned Value \$K



EAC \$2,275K
Budget-at-Completion \$2,481K

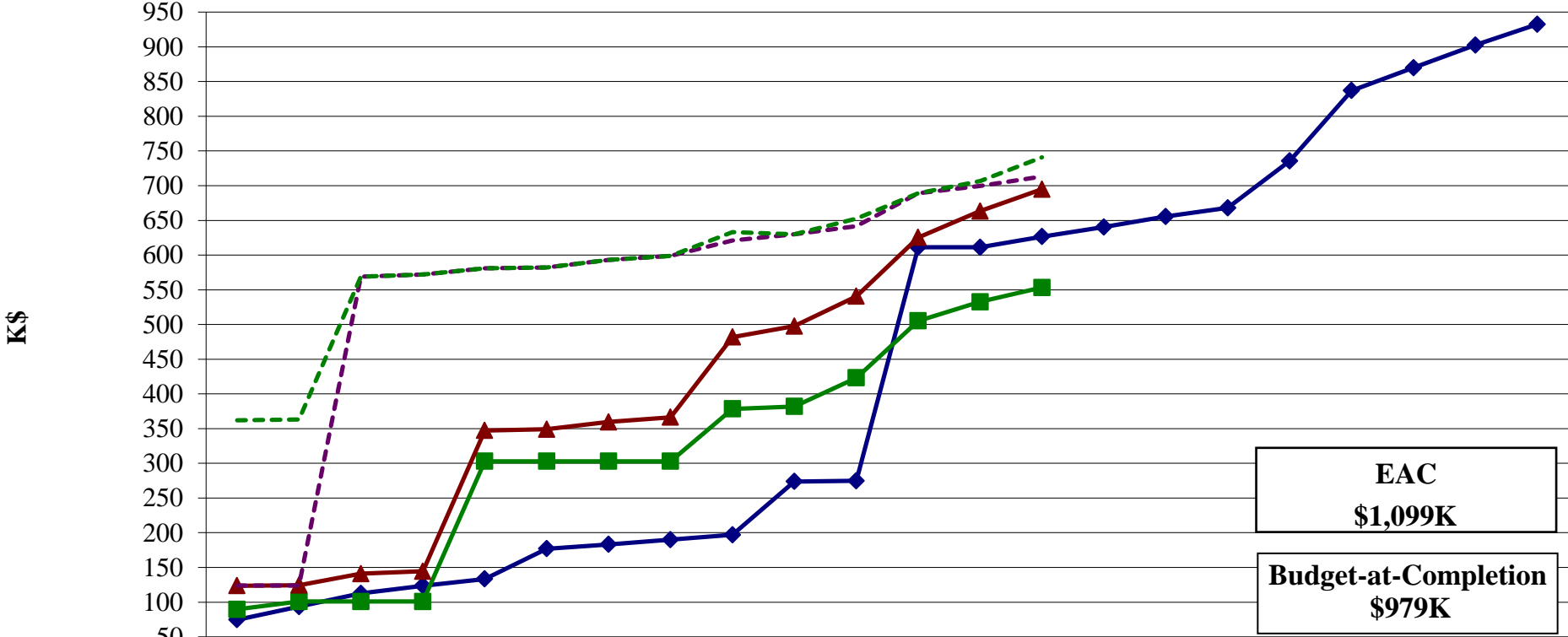
	Dec-11	Jan-12	Feb-12	Mar-12	Apr-12	May-12	Jun-12	Jul-12	Aug-12	Sep-12	Oct-12	Nov-12	Dec-12	Jan-13	Feb-13	Mar-13	Apr-13	May-13	Jun-13	Jul-13	Aug-13	Sep-13
BCWS	806	838	874	914	1,000	2,074	2,249	2,252	2,346	2,481	2,481	2,481	2,481	2,481	2,481	2,481	2,481	2,481	2,481	2,481	2,481	2,481
BCWP	997	1,280	1,430	1,544	1,636	1,683	2,024	2,313	2,327	2,374	2,374	2,374	2,374	2,374								
ACWP	913	1,163	1,279	1,425	1,500	1,559	1,865	1,990	2,108	2,148	2,151	2,157	2,159	2,165								
Obligated	1,981	2,113	2,136	2,165	2,175	2,202	2,236	2,245	2,208	2,270	2,273	2,279	2,281	2,294								
Pending	2,100	2,113	2,136	2,245	2,256	2,293	2,316	2,326	2,289	2,270	2,273	2,286	2,281	2,294								

12 GeV 1.4.3.6.3 Shield House Earned Value \$K



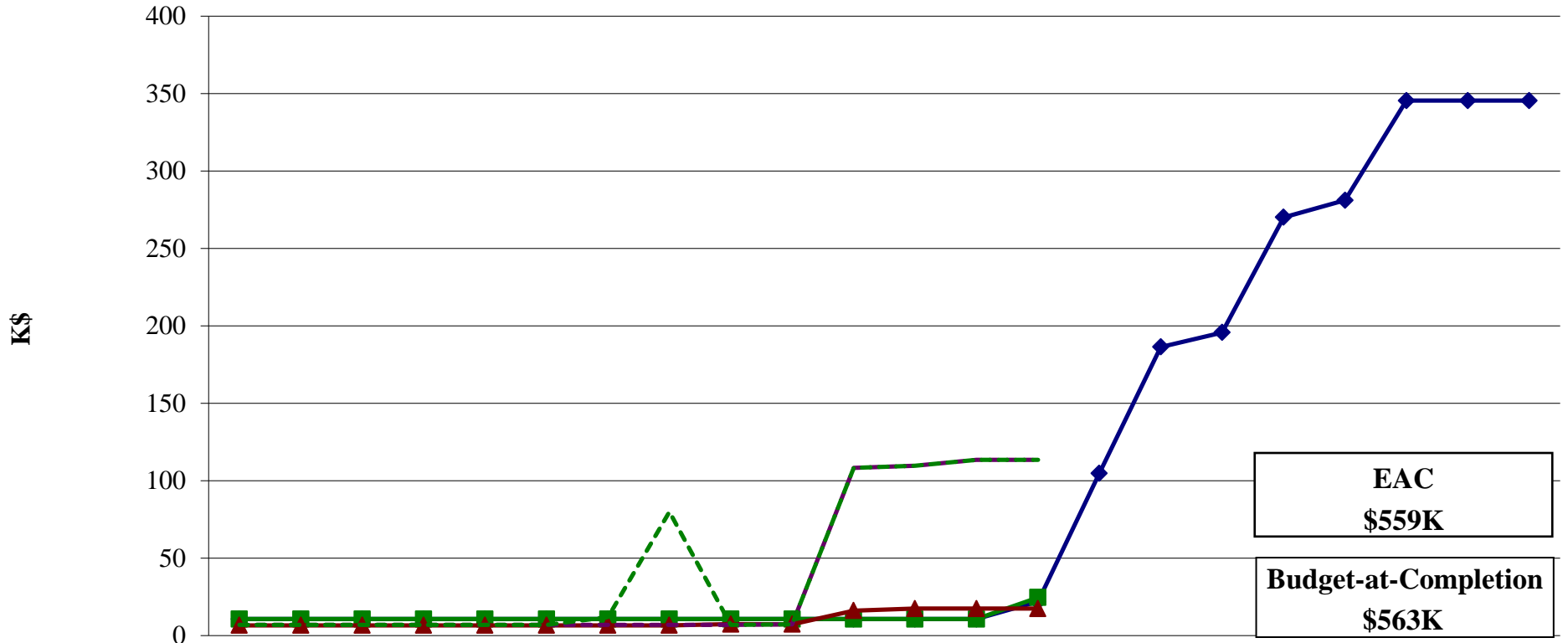
	Dec-11	Jan-12	Feb-12	Mar-12	Apr-12	May-12	Jun-12	Jul-12	Aug-12	Sep-12	Oct-12	Nov-12	Dec-12	Jan-13	Feb-13	Mar-13	Apr-13	May-13	Jun-13	Jul-13	Aug-13	Sep-13
BCWS	168	174	180	186	192	194	194	194	194	194	194	194	194	199	203	808	828	847	871	879	879	879
BCWP	91	91	91	101	129	129	129	129	129	212	260	295	295	720								
ACWP	176	181	188	200	222	226	227	233	246	334	351	354	357	713								
Obligated	221	226	233	250	261	265	266	272	318	334	351	682	684	746								
Pending	221	226	233	250	261	265	750	672	373	389	806	984	994	1,021								

12 GeV 1.4.3.6.4 Cryogenic System Earned Value \$K



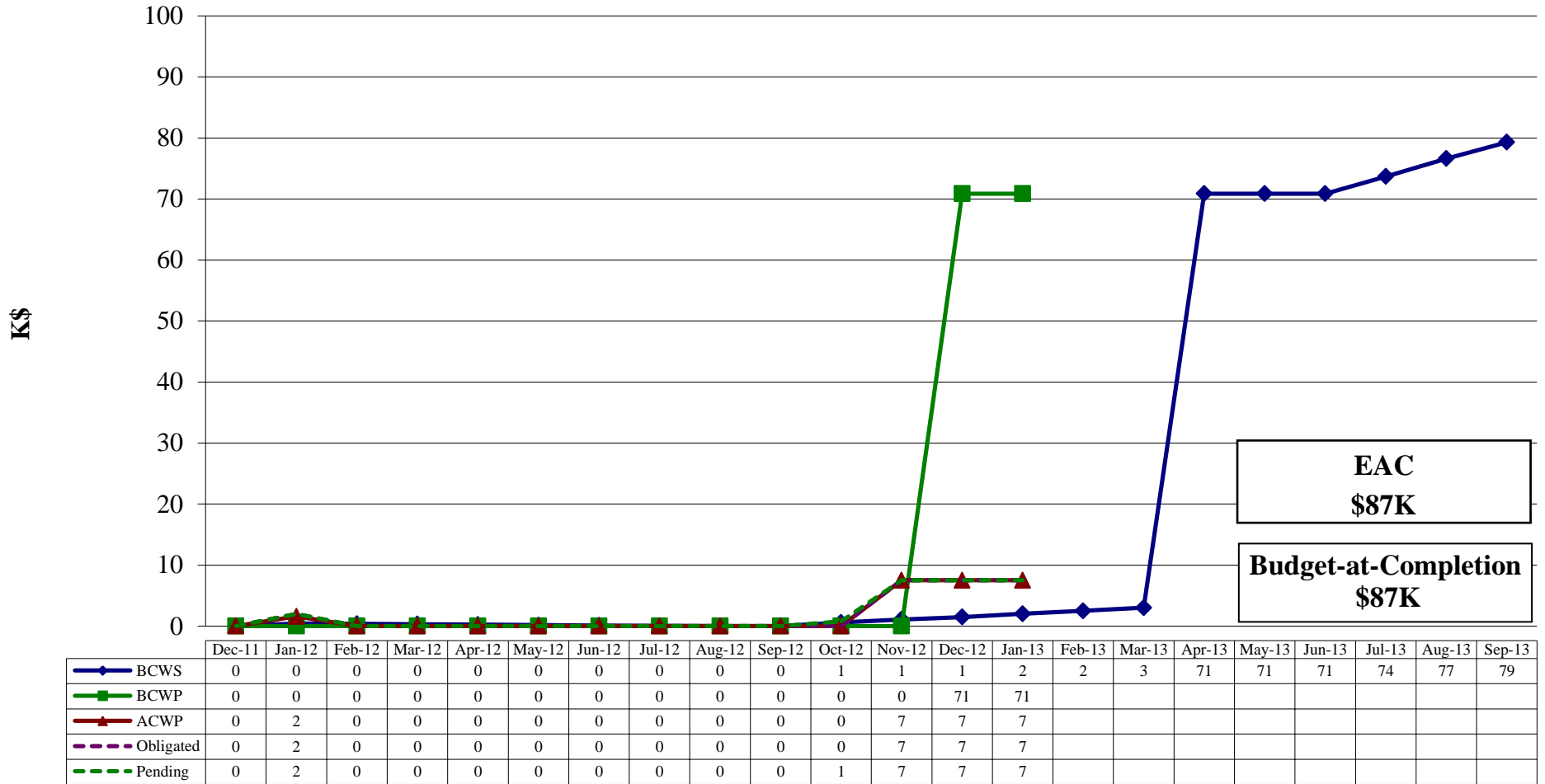
	Dec-11	Jan-12	Feb-12	Mar-12	Apr-12	May-12	Jun-12	Jul-12	Aug-12	Sep-12	Oct-12	Nov-12	Dec-12	Jan-13	Feb-13	Mar-13	Apr-13	May-13	Jun-13	Jul-13	Aug-13	Sep-13	
BCWS	75	94	113	124	133	177	183	190	197	274	275	611	611	627	640	656	668	736	837	870	903	932	
BCWP	90	101	101	101	303	303	303	303	379	382	423	505	533	553									
ACWP	124	124	141	145	347	349	360	366	482	498	541	625	663	695									
Obligated	124	124	569	572	581	582	593	599	621	630	642	689	700	713									
Pending	362	363	569	572	581	582	593	599	633	630	653	689	707	741									

12 GeV 1.4.3.6.5 Vacuum System Earned Value \$K



	Dec-11	Jan-12	Feb-12	Mar-12	Apr-12	May-12	Jun-12	Jul-12	Aug-12	Sep-12	Oct-12	Nov-12	Dec-12	Jan-13	Feb-13	Mar-13	Apr-13	May-13	Jun-13	Jul-13	Aug-13	Sep-13	
BCWS	11	11	11	11	11	11	11	11	11	11	11	11	11	22	105	186	196	270	281	345	345	345	
BCWP	11	11	11	11	11	11	11	11	11	11	11	11	11	25									
ACWP	7	7	7	7	7	7	7	7	7	7	16	17	17	17									
Obligated	7	7	7	7	7	7	7	7	7	7	108	110	113	113									
Pending	7	7	7	7	7	7	12	80	7	7	108	110	113	113									

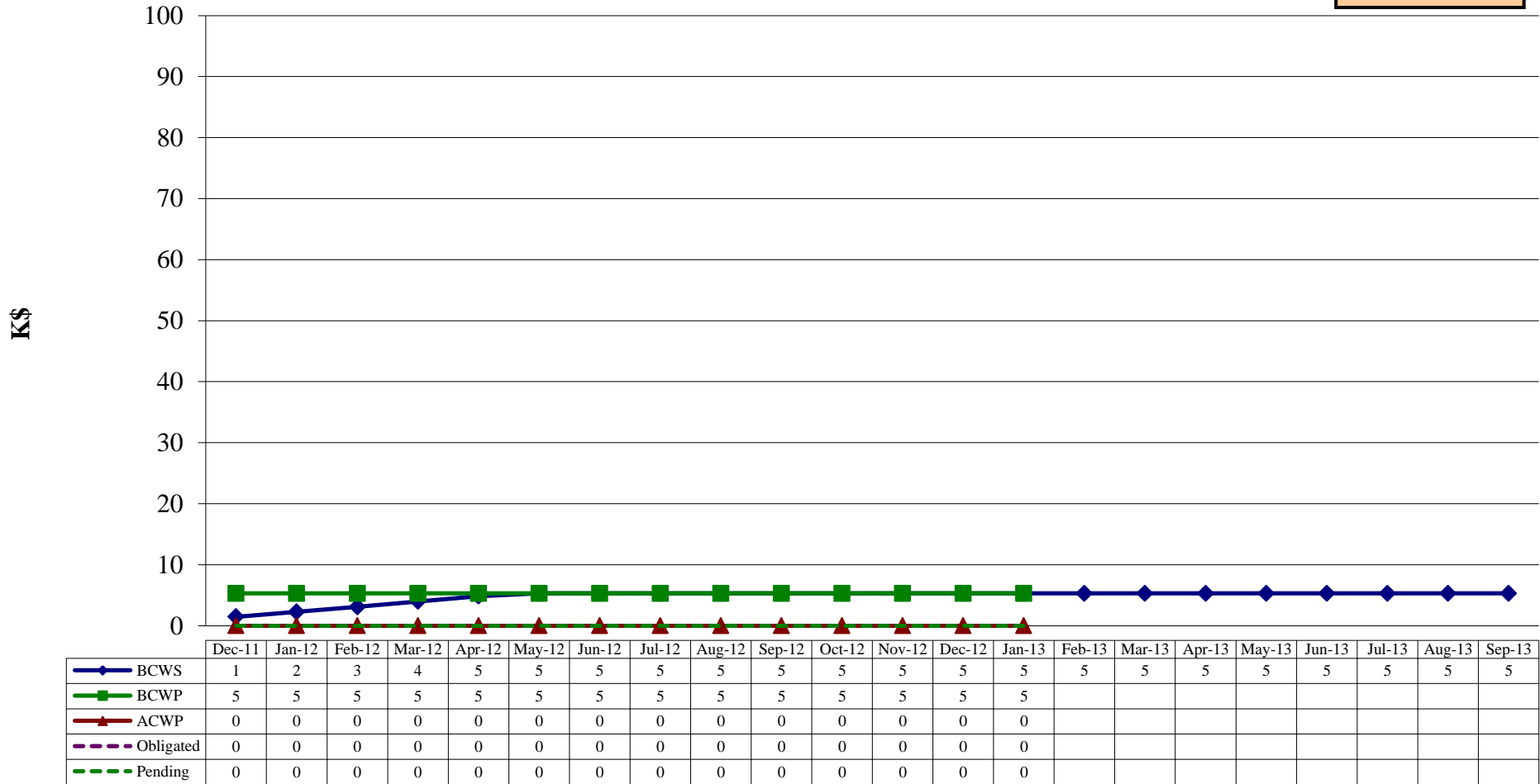
12 GeV 1.4.3.6.6 Cabling Earned Value \$K



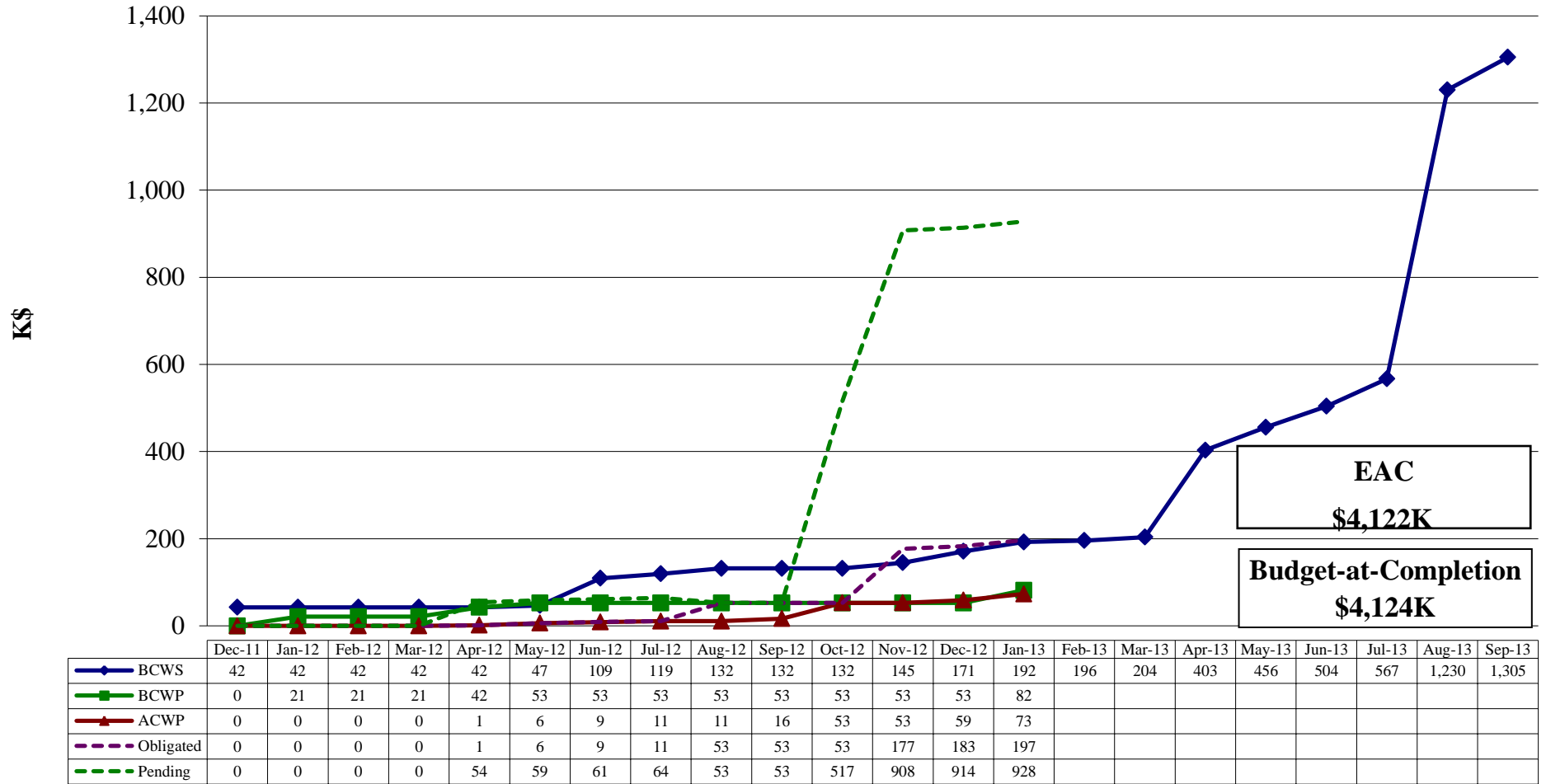
12 GeV 1.4.3.6.7 SOS Pivot Modifications

Earned Value \$K

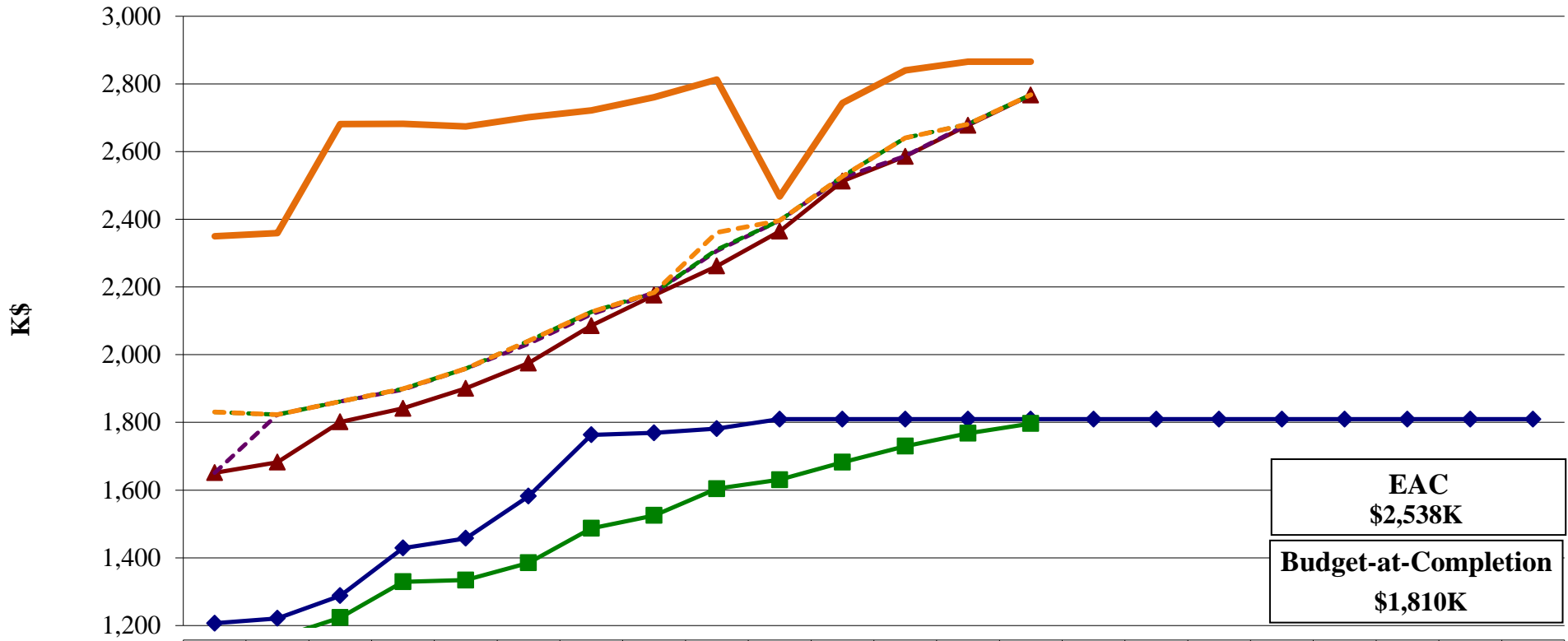
Account Closed



12 GeV 1.4.3.6.8 Installation Earned Value \$K

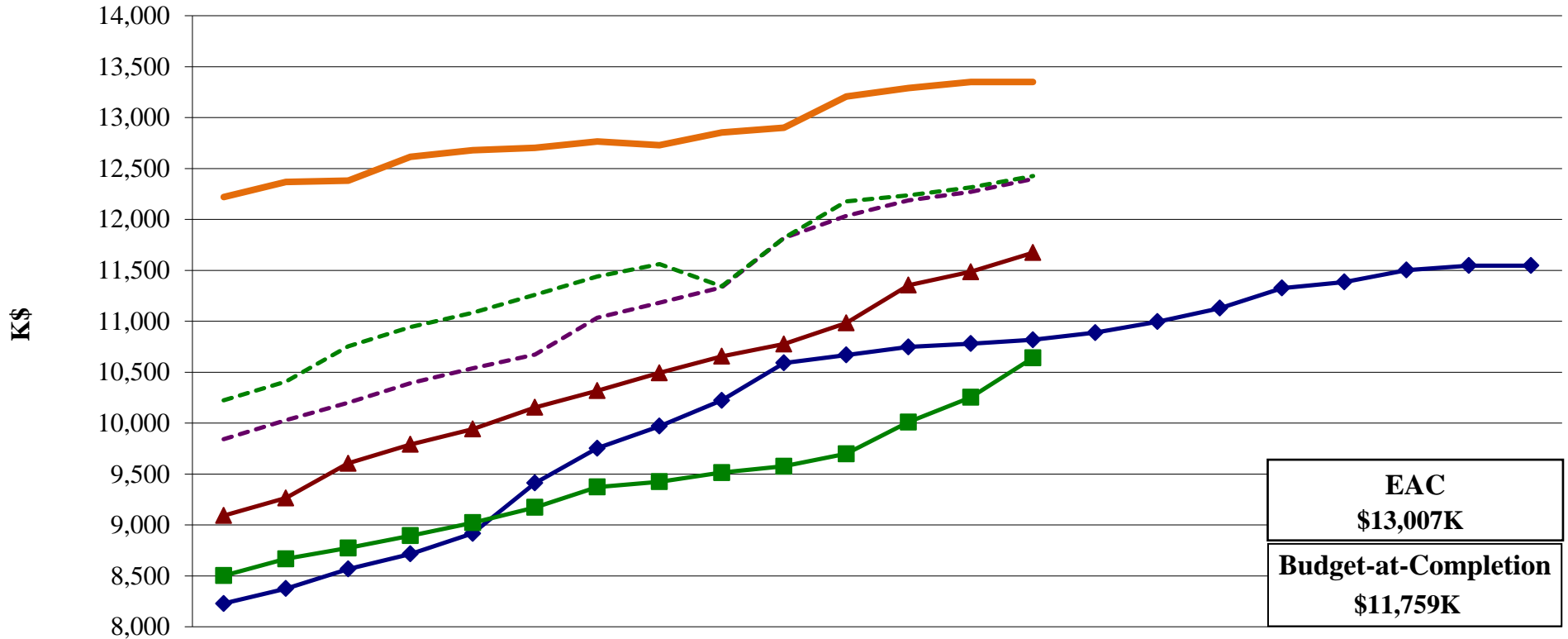


12 GeV 1.5.1 Solenoid Earned Value \$K



	Dec-11	Jan-12	Feb-12	Mar-12	Apr-12	May-12	Jun-12	Jul-12	Aug-12	Sep-12	Oct-12	Nov-12	Dec-12	Jan-13	Feb-13	Mar-13	Apr-13	May-13	Jun-13	Jul-13	Aug-13	Sep-13		
BCWS	1,206	1,221	1,288	1,429	1,458	1,582	1,763	1,769	1,782	1,810	1,810	1,810	1,810	1,810	1,810	1,810	1,810	1,810	1,810	1,810	1,810	1,810	1,810	
BCWP	1,163	1,163	1,223	1,329	1,334	1,385	1,487	1,525	1,604	1,631	1,682	1,730	1,768	1,797										
ACWP	1,651	1,682	1,801	1,842	1,900	1,975	2,086	2,176	2,262	2,365	2,513	2,586	2,678	2,767										
Obligated	1,651	1,823	1,862	1,897	1,959	2,032	2,119	2,184	2,307	2,397	2,524	2,587	2,681	2,767										
Pending	1,831	1,823	1,862	1,899	1,959	2,041	2,126	2,184	2,311	2,397	2,527	2,641	2,681	2,768										
NOFUND & FY14 PRs	1,831	1,823	1,862	1,899	1,959	2,041	2,126	2,184	2,362	2,397	2,527	2,641	2,681	2,768										
CAM EAC	2,350	2,360	2,681	2,682	2,674	2,702	2,722	2,761	2,813	2,467	2,744	2,840	2,866	2,866										

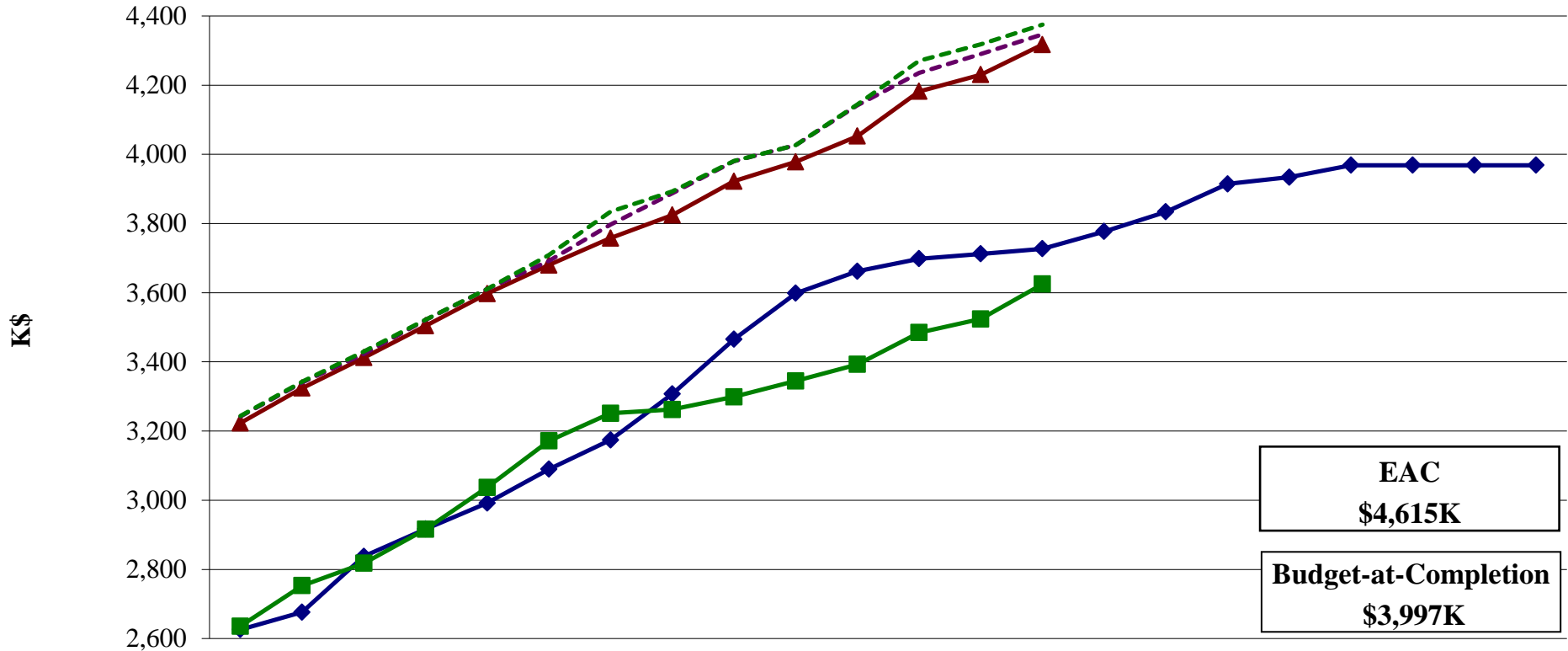
12 GeV 1.5.2 Detectors Earned Value \$K



	Dec-11	Jan-12	Feb-12	Mar-12	Apr-12	May-12	Jun-12	Jul-12	Aug-12	Sep-12	Oct-12	Nov-12	Dec-12	Jan-13	Feb-13	Mar-13	Apr-13	May-13	Jun-13	Jul-13	Aug-13	Sep-13	
BCWS	8,228	8,376	8,567	8,715	8,916	9,411	9,753	9,970	10,223	10,590	10,669	10,747	10,780	10,818	10,889	10,996	11,129	11,326	11,385	11,503	11,547	11,547	
BCWP	8,502	8,667	8,774	8,895	9,022	9,173	9,372	9,425	9,515	9,576	9,698	10,010	10,253	10,641									
ACWP	9,092	9,265	9,605	9,790	9,941	10,155	10,318	10,494	10,656	10,776	10,983	11,355	11,485	11,674									
Obligated	9,843	10,030	10,200	10,393	10,539	10,672	11,033	11,183	11,333	11,817	12,035	12,187	12,271	12,397									
Pending	10,223	10,407	10,754	10,943	11,084	11,261	11,439	11,561	11,342	11,817	12,176	12,237	12,315	12,425									
CAM EAC	12,221	12,369	12,381	12,614	12,679	12,703	12,766	12,730	12,853	12,901	13,206	13,291	13,351	13,351									

EAC
\$13,007K
Budget-at-Completion
\$11,759K

12 GeV 1.5.2.1 Tracking Earned Value \$K

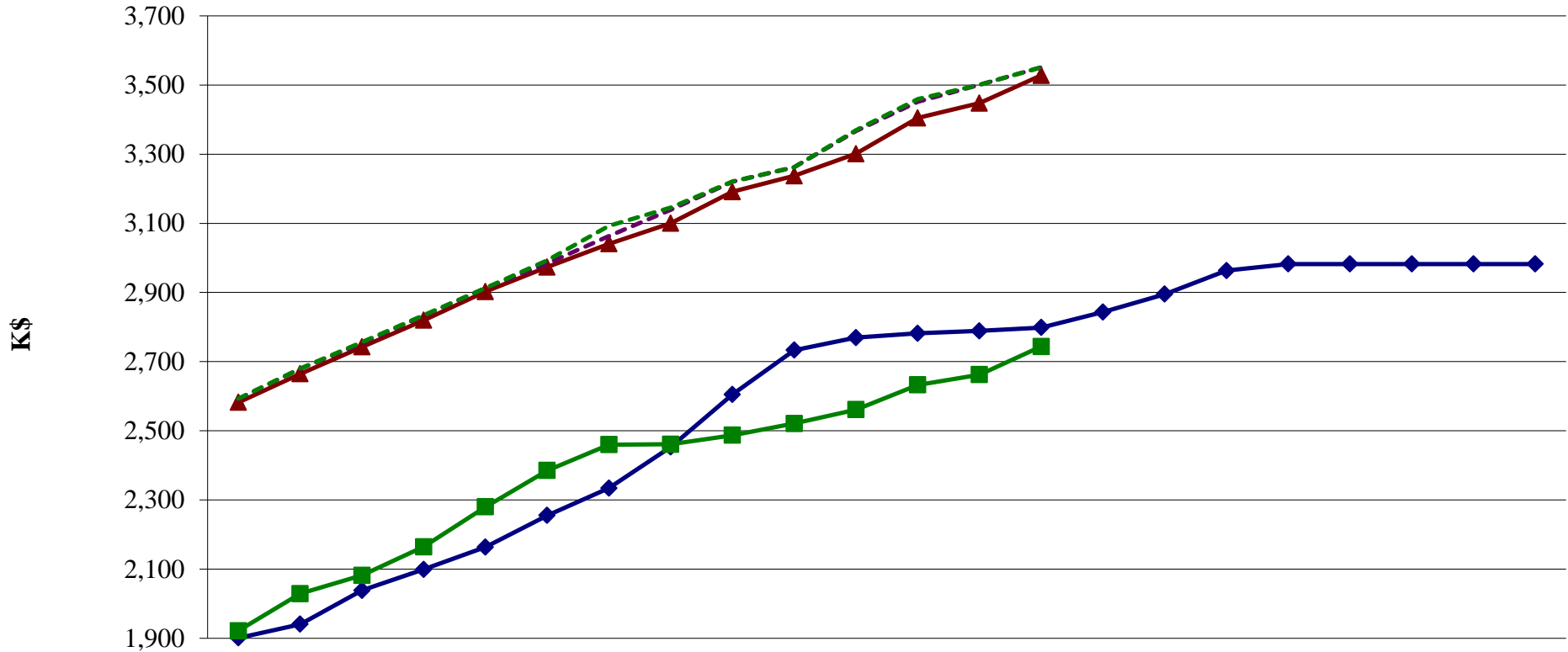


EAC
\$4,615K

Budget-at-Completion
\$3,997K

	Dec-11	Jan-12	Feb-12	Mar-12	Apr-12	May-12	Jun-12	Jul-12	Aug-12	Sep-12	Oct-12	Nov-12	Dec-12	Jan-13	Feb-13	Mar-13	Apr-13	May-13	Jun-13	Jul-13	Aug-13	Sep-13
BCWS	2,626	2,677	2,837	2,917	2,992	3,090	3,174	3,307	3,465	3,598	3,662	3,698	3,712	3,727	3,777	3,834	3,914	3,934	3,969	3,969	3,969	3,969
BCWP	2,636	2,753	2,818	2,916	3,037	3,171	3,251	3,262	3,299	3,345	3,393	3,485	3,524	3,625								
ACWP	3,223	3,324	3,412	3,504	3,597	3,680	3,758	3,824	3,922	3,978	4,053	4,182	4,230	4,317								
Obligated	3,242	3,340	3,423	3,521	3,611	3,692	3,797	3,887	3,980	4,027	4,142	4,236	4,290	4,347								
Pending	3,244	3,343	3,430	3,522	3,611	3,709	3,834	3,893	3,981	4,027	4,144	4,271	4,318	4,375								

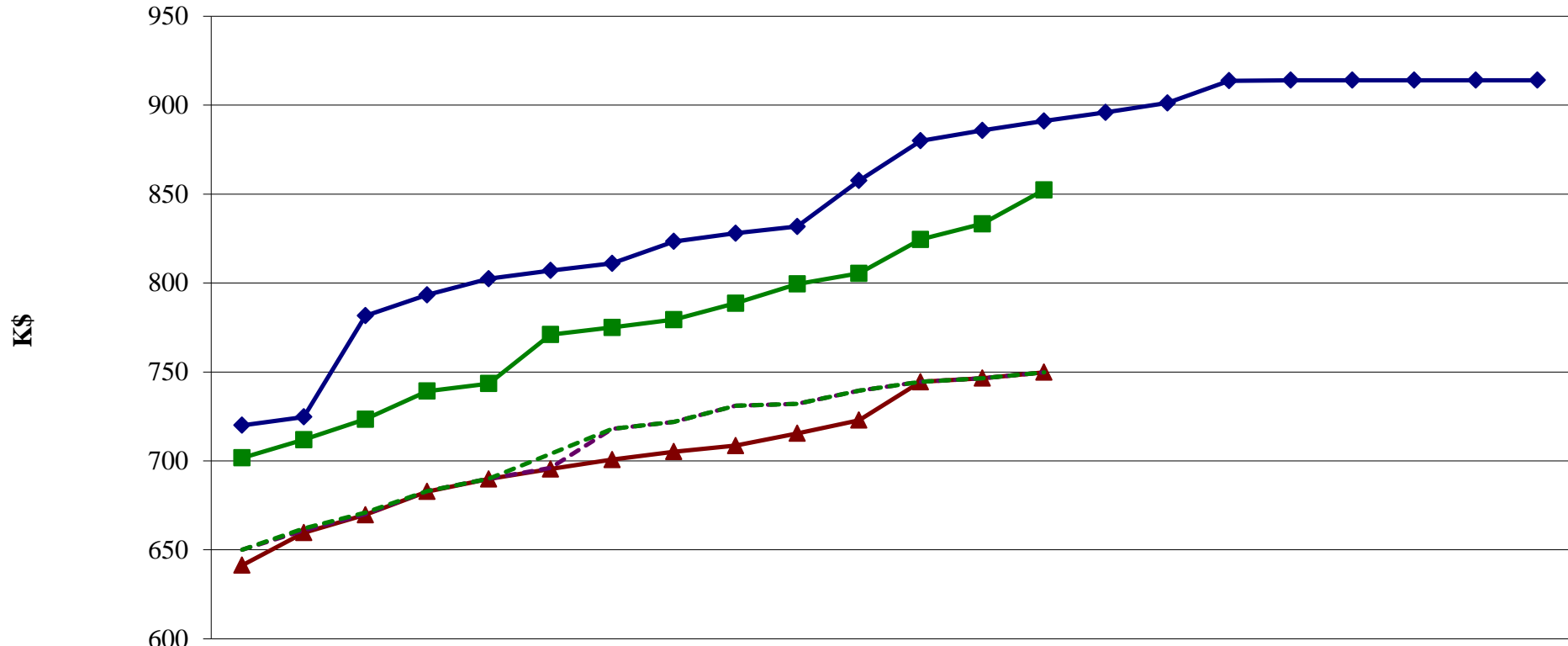
12 GeV 1.5.2.1.1 Tracking Forward Chambers Earned Value \$K



	Dec-11	Jan-12	Feb-12	Mar-12	Apr-12	May-12	Jun-12	Jul-12	Aug-12	Sep-12	Oct-12	Nov-12	Dec-12	Jan-13	Feb-13	Mar-13	Apr-13	May-13	Jun-13	Jul-13	Aug-13	Sep-13
BCWS	1,901	1,940	2,038	2,099	2,164	2,255	2,334	2,453	2,605	2,733	2,769	2,782	2,789	2,799	2,843	2,895	2,963	2,982	2,982	2,982	2,982	2,982
BCWP	1,922	2,029	2,082	2,164	2,280	2,385	2,460	2,461	2,487	2,521	2,561	2,633	2,662	2,744								
ACWP	2,582	2,665	2,742	2,820	2,902	2,973	3,041	3,100	3,191	3,237	3,301	3,405	3,447	3,528								
Obligated	2,592	2,679	2,753	2,833	2,913	2,984	3,063	3,139	3,220	3,262	3,367	3,452	3,501	3,551								
Pending	2,593	2,680	2,756	2,834	2,913	2,993	3,093	3,146	3,221	3,262	3,369	3,459	3,501	3,551								

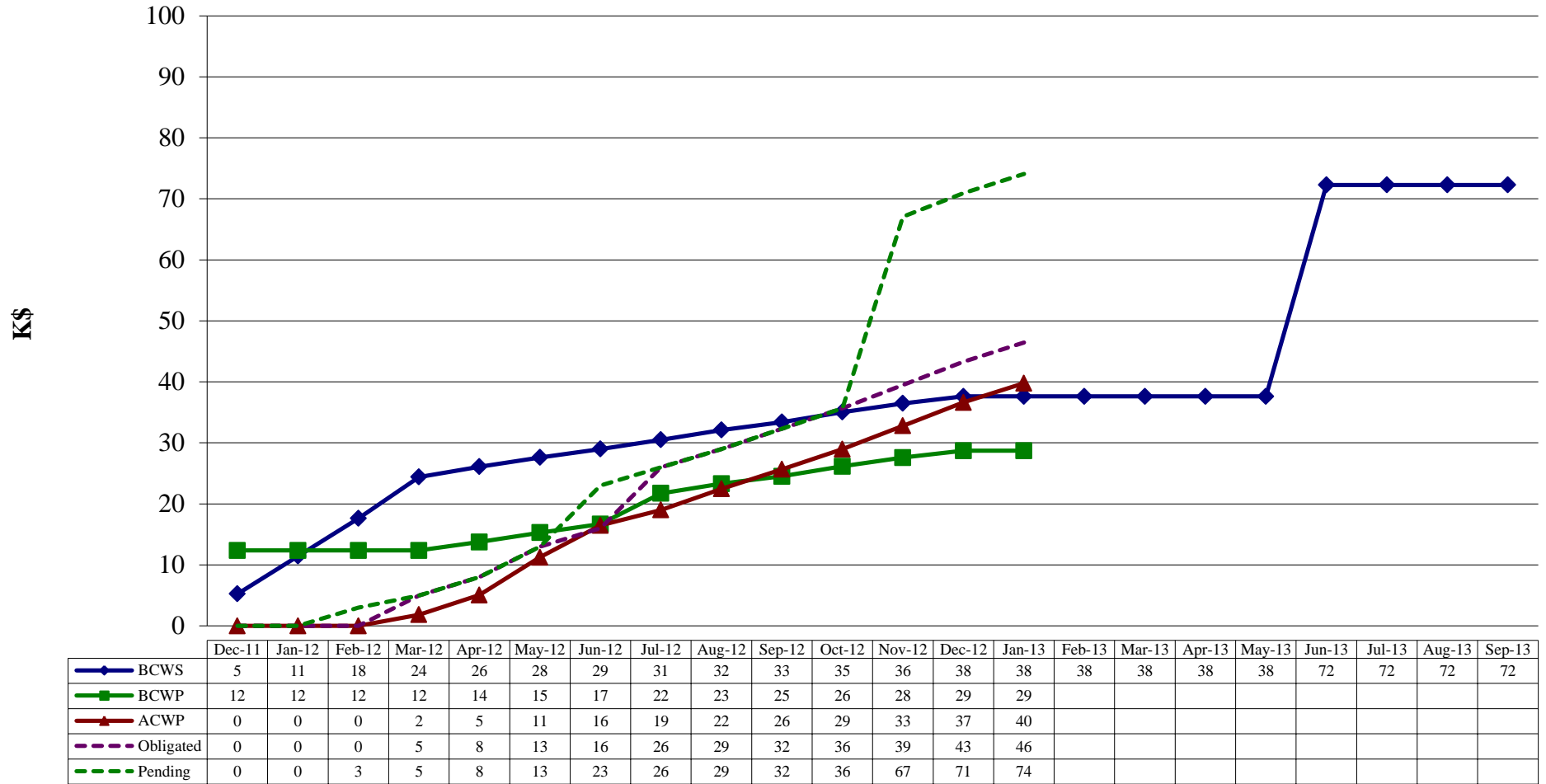
12 GeV 1.5.2.1.2 Tracking Central Chambers

Earned Value \$K



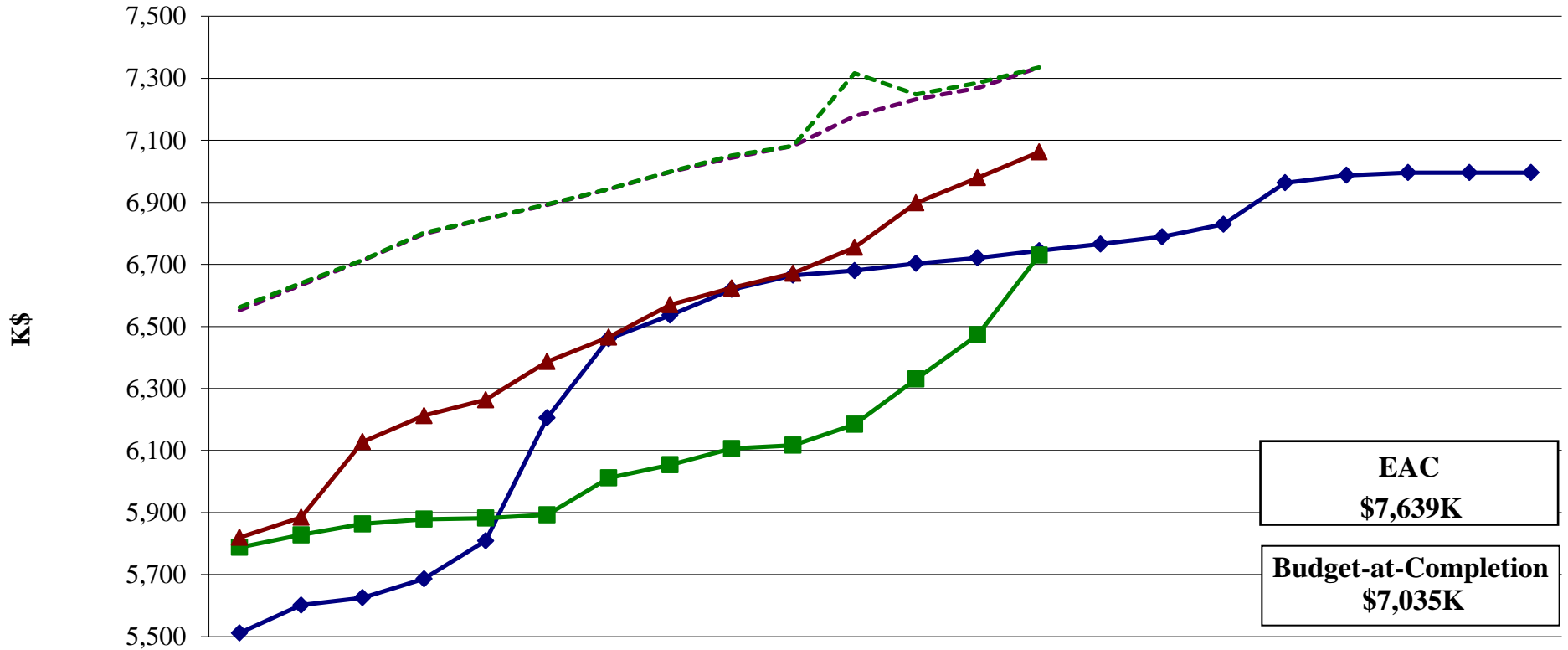
	Dec-11	Jan-12	Feb-12	Mar-12	Apr-12	May-12	Jun-12	Jul-12	Aug-12	Sep-12	Oct-12	Nov-12	Dec-12	Jan-13	Feb-13	Mar-13	Apr-13	May-13	Jun-13	Jul-13	Aug-13	Sep-13
BCWS	720	725	782	793	802	807	811	823	828	832	858	880	886	891	896	901	914	914	914	914	914	914
BCWP	702	712	723	739	743	771	775	779	789	799	805	825	833	852								
ACWP	641	660	670	683	690	695	701	705	709	715	723	744	746	750								
Obligated	650	661	670	683	690	696	718	722	731	732	740	744	746	750								
Pending	650	662	671	683	690	704	718	722	731	732	740	744	746	750								

12 GeV 1.5.2.1.3 Tracking Start Counter Earned Value \$K



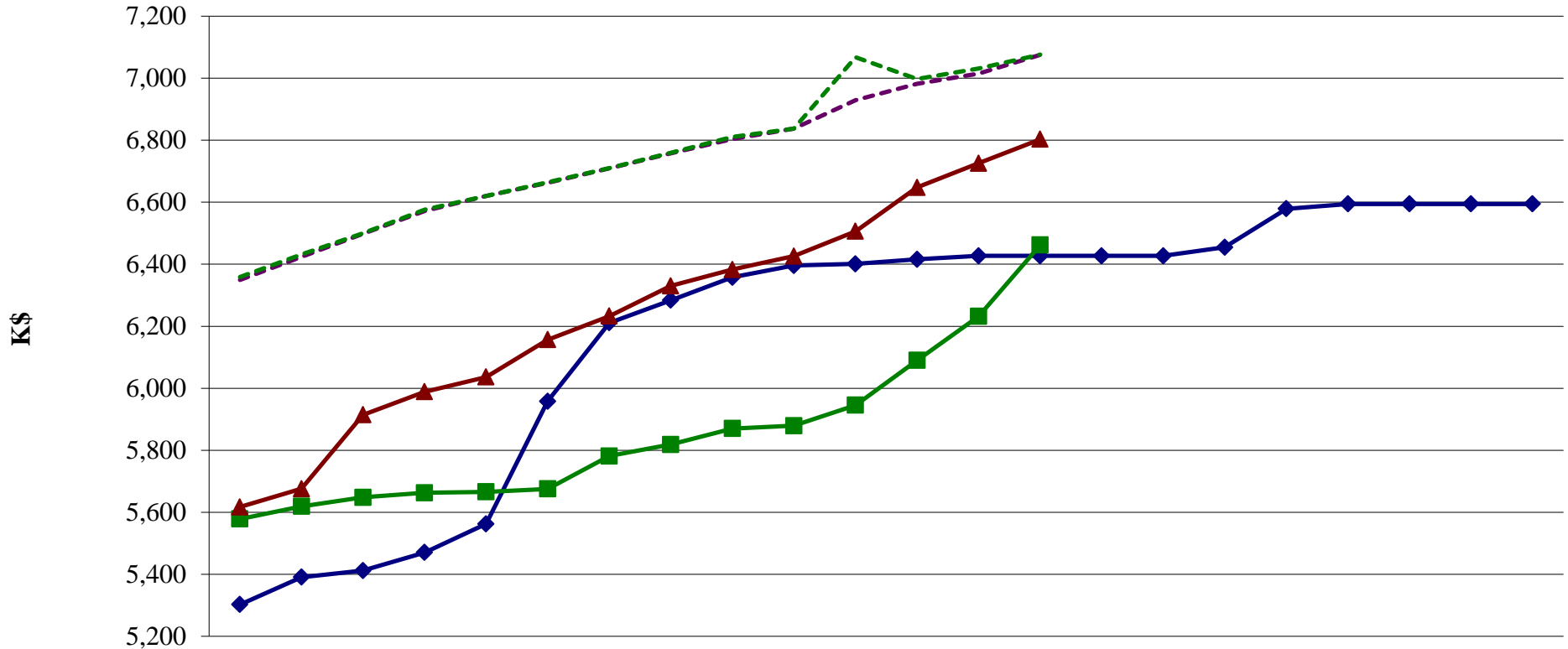
12 GeV 1.5.2.2 Calorimetry

Earned Value \$K



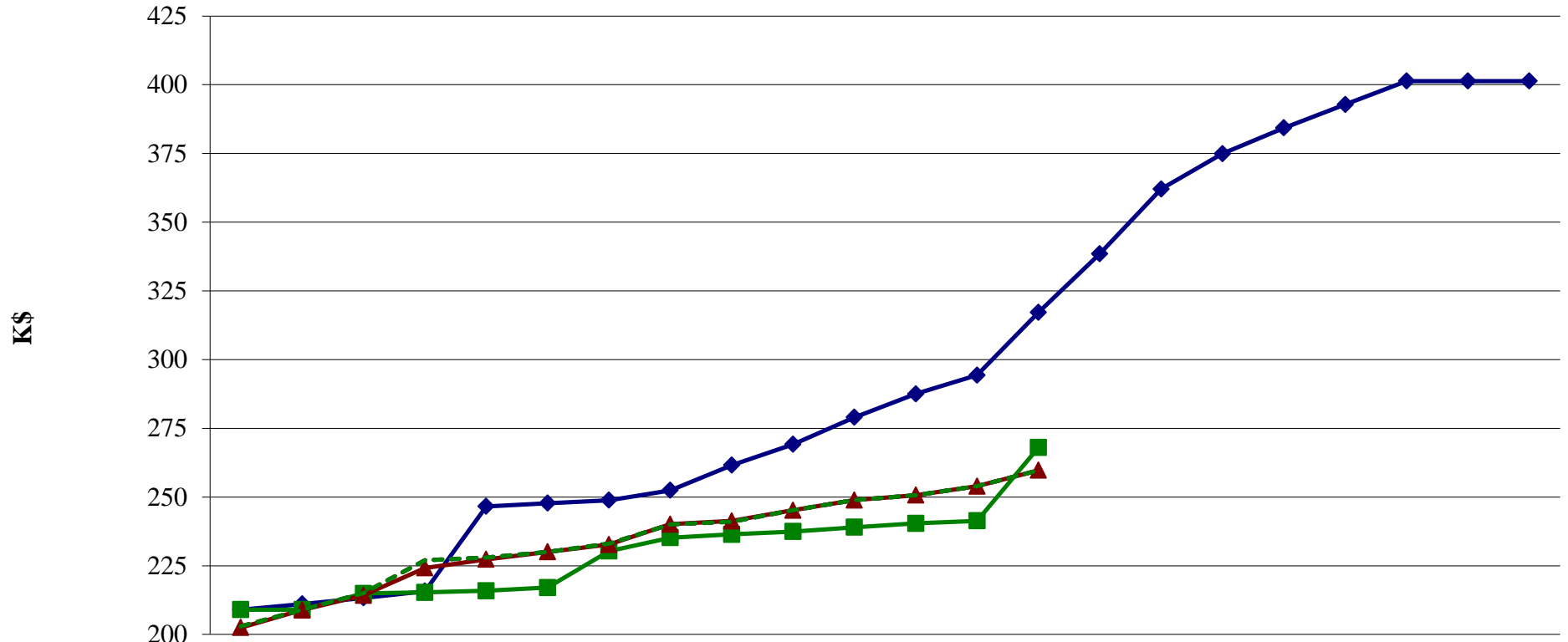
	Dec-11	Jan-12	Feb-12	Mar-12	Apr-12	May-12	Jun-12	Jul-12	Aug-12	Sep-12	Oct-12	Nov-12	Dec-12	Jan-13	Feb-13	Mar-13	Apr-13	May-13	Jun-13	Jul-13	Aug-13	Sep-13
BCWS	5,512	5,602	5,625	5,686	5,809	6,206	6,460	6,536	6,619	6,665	6,680	6,703	6,721	6,744	6,765	6,789	6,830	6,963	6,987	6,996	6,996	6,996
BCWP	5,788	5,828	5,863	5,878	5,882	5,893	6,012	6,054	6,106	6,117	6,184	6,330	6,473	6,730								
ACWP	5,820	5,885	6,128	6,213	6,263	6,387	6,465	6,570	6,624	6,671	6,755	6,898	6,979	7,063								
Obligated	6,552	6,634	6,713	6,799	6,847	6,892	6,942	6,998	7,044	7,083	7,178	7,233	7,268	7,335								
Pending	6,562	6,640	6,714	6,802	6,847	6,894	6,943	6,999	7,051	7,083	7,316	7,248	7,285	7,336								

12 GeV 1.5.2.2.1 Barrel Calorimeter Earned Value \$K



	Dec-11	Jan-12	Feb-12	Mar-12	Apr-12	May-12	Jun-12	Jul-12	Aug-12	Sep-12	Oct-12	Nov-12	Dec-12	Jan-13	Feb-13	Mar-13	Apr-13	May-13	Jun-13	Jul-13	Aug-13	Sep-13
BCWS	5,303	5,391	5,412	5,470	5,563	5,958	6,211	6,284	6,357	6,396	6,401	6,416	6,427	6,427	6,427	6,427	6,455	6,579	6,594	6,594	6,594	6,594
BCWP	5,579	5,619	5,648	5,663	5,666	5,676	5,781	5,819	5,870	5,879	5,945	6,090	6,232	6,462								
ACWP	5,617	5,676	5,914	5,988	6,036	6,157	6,233	6,330	6,383	6,426	6,506	6,647	6,725	6,803								
Obligated	6,349	6,424	6,498	6,572	6,620	6,662	6,709	6,758	6,803	6,837	6,929	6,982	7,015	7,075								
Pending	6,359	6,431	6,500	6,576	6,620	6,664	6,710	6,759	6,810	6,837	7,067	6,997	7,031	7,076								

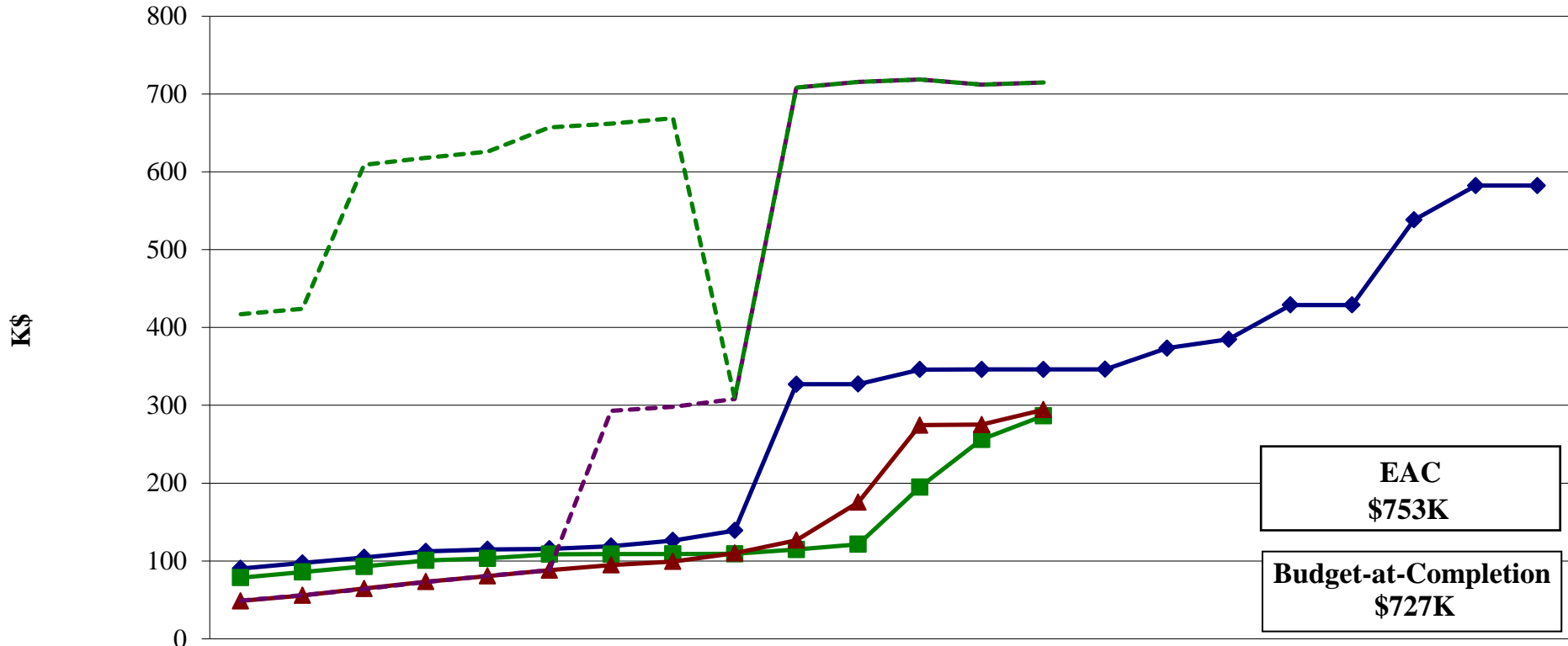
12 GeV 1.5.2.2.2 Forward Calorimeter Earned Value \$K



	Dec-11	Jan-12	Feb-12	Mar-12	Apr-12	May-12	Jun-12	Jul-12	Aug-12	Sep-12	Oct-12	Nov-12	Dec-12	Jan-13	Feb-13	Mar-13	Apr-13	May-13	Jun-13	Jul-13	Aug-13	Sep-13
BCWS	209	211	213	216	247	248	249	252	262	269	279	288	294	317	339	362	375	384	393	401	401	401
BCWP	209	209	215	215	216	217	230	235	236	237	239	240	241	268								
ACWP	202	209	214	224	227	230	233	240	241	245	249	251	254	260								
Obligated	203	209	215	227	228	230	233	240	241	245	249	251	254	260								
Pending	203	209	215	227	228	230	233	240	241	245	249	251	254	260								

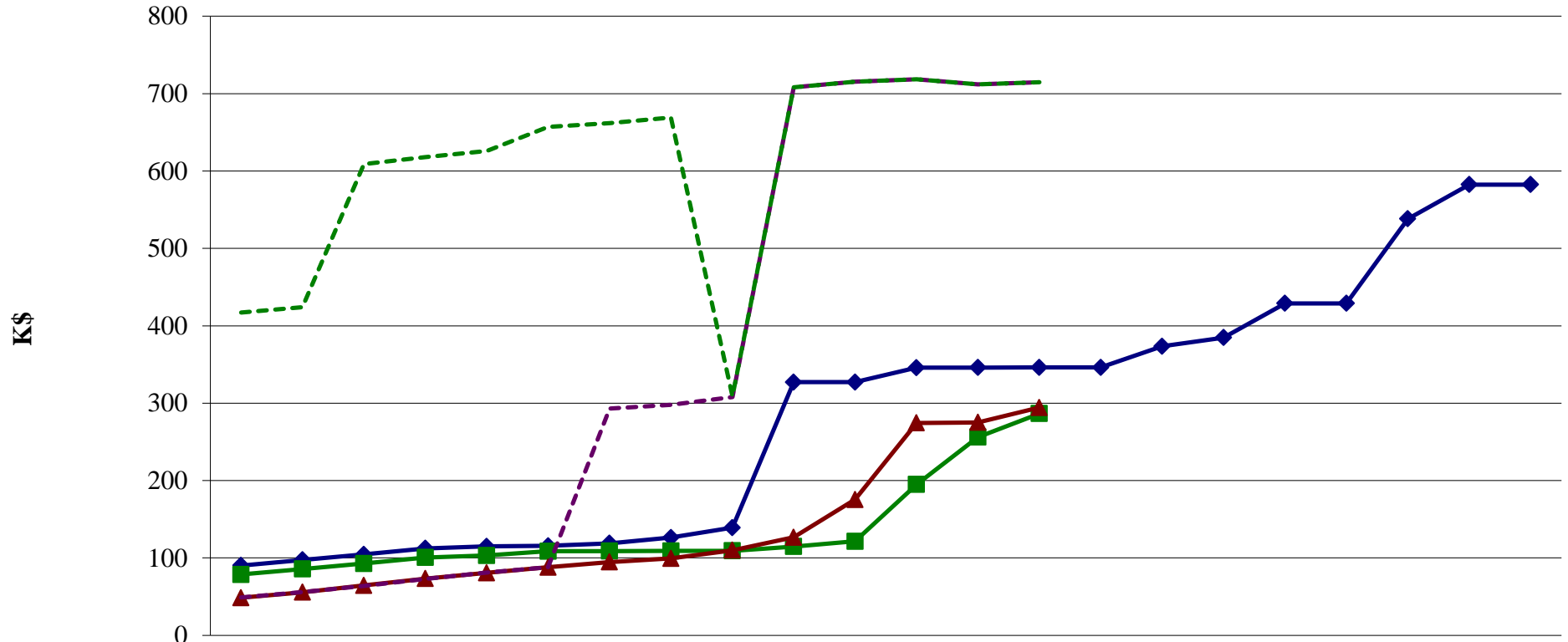
12 GeV 1.5.2.3 Particle ID

Earned Value \$K



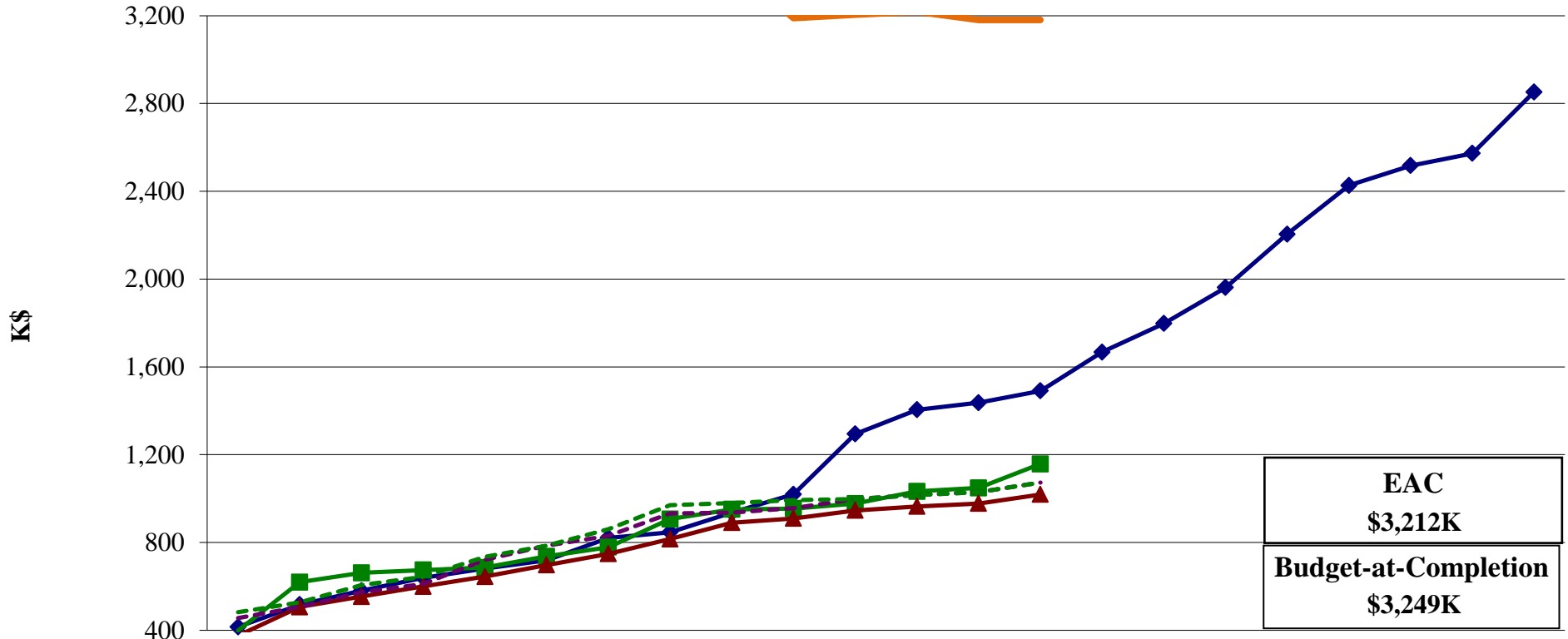
	Dec-11	Jan-12	Feb-12	Mar-12	Apr-12	May-12	Jun-12	Jul-12	Aug-12	Sep-12	Oct-12	Nov-12	Dec-12	Jan-13	Feb-13	Mar-13	Apr-13	May-13	Jun-13	Jul-13	Aug-13	Sep-13
BCWS	90	97	105	112	115	116	119	126	139	327	327	346	346	346	346	373	385	429	429	538	582	582
BCWP	79	86	93	101	103	109	109	109	109	115	121	195	256	287								
ACWP	49	56	64	73	81	88	95	99	110	127	175	274	275	294								
Obligated	49	56	64	73	81	88	293	298	308	708	715	719	712	715								
Pending	417	424	609	618	626	657	662	669	309	708	715	719	712	715								

12 GeV 1.5.2.3.1 Particle ID Time-of-Flight Earned Value \$K



	Dec-11	Jan-12	Feb-12	Mar-12	Apr-12	May-12	Jun-12	Jul-12	Aug-12	Sep-12	Oct-12	Nov-12	Dec-12	Jan-13	Feb-13	Mar-13	Apr-13	May-13	Jun-13	Jul-13	Aug-13	Sep-13
BCWS	90	97	105	112	115	116	119	126	139	327	327	346	346	346	346	373	385	429	429	538	582	582
BCWP	79	86	93	101	103	109	109	109	109	115	121	195	256	287								
ACWP	49	56	64	73	81	88	95	99	110	127	175	274	275	294								
Obligated	49	56	64	73	81	88	293	298	308	708	715	719	712	715								
Pending	417	424	609	618	626	657	662	669	309	708	715	719	712	715								

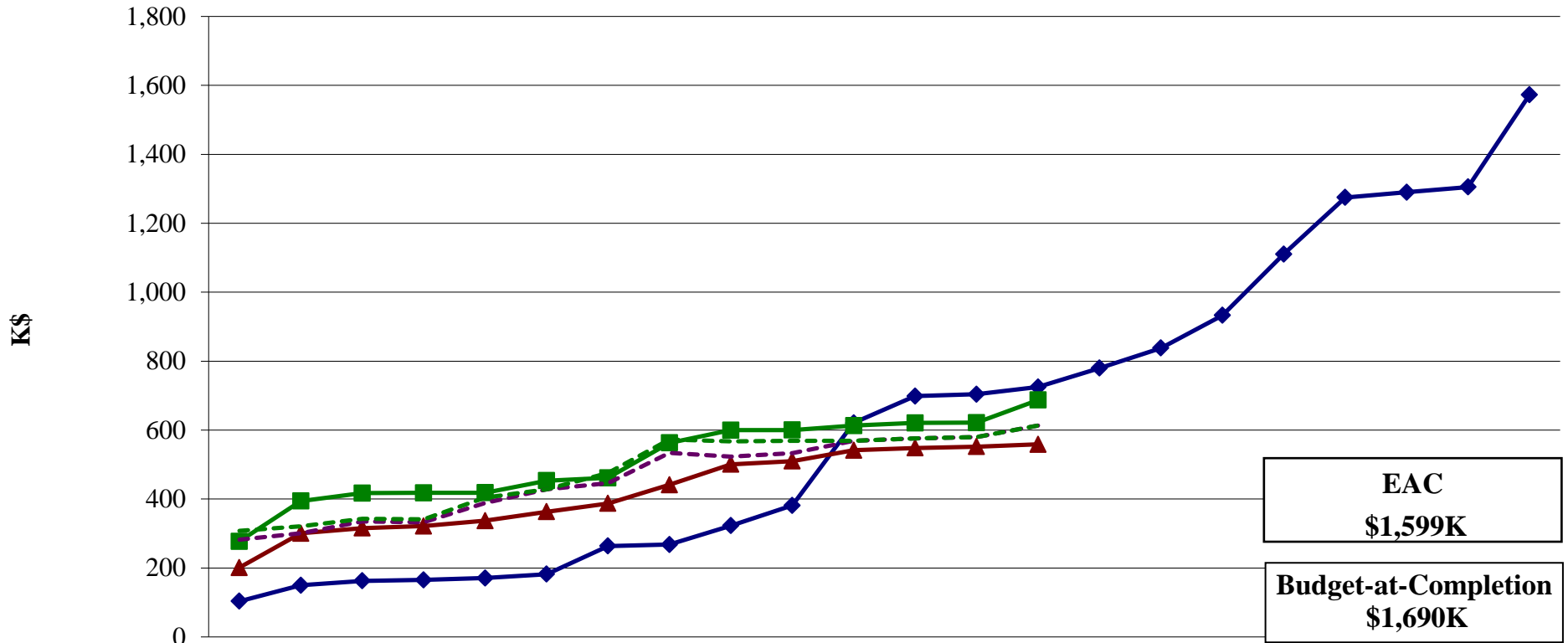
12 GeV 1.5.3 Computing Earned Value \$K



	Dec-11	Jan-12	Feb-12	Mar-12	Apr-12	May-12	Jun-12	Jul-12	Aug-12	Sep-12	Oct-12	Nov-12	Dec-12	Jan-13	Feb-13	Mar-13	Apr-13	May-13	Jun-13	Jul-13	Aug-13	Sep-13
BCWS	415	517	580	639	682	719	821	846	935	1,020	1,294	1,405	1,436	1,491	1,667	1,798	1,961	2,205	2,426	2,517	2,573	2,852
BCWP	399	619	661	674	686	737	778	907	951	954	977	1,033	1,048	1,158								
ACWP	376	506	554	600	645	697	748	815	890	910	946	964	978	1,018								
Obligated	456	506	573	611	721	786	831	932	936	957	997	1,016	1,029	1,073								
Pending	482	527	606	644	735	786	861	970	980	992	997	1,016	1,029	1,073								
CAM EAC	3,634	3,659	3,403	3,408	3,441	3,474	3,476	3,485	3,424	3,189	3,205	3,218	3,181	3,181								

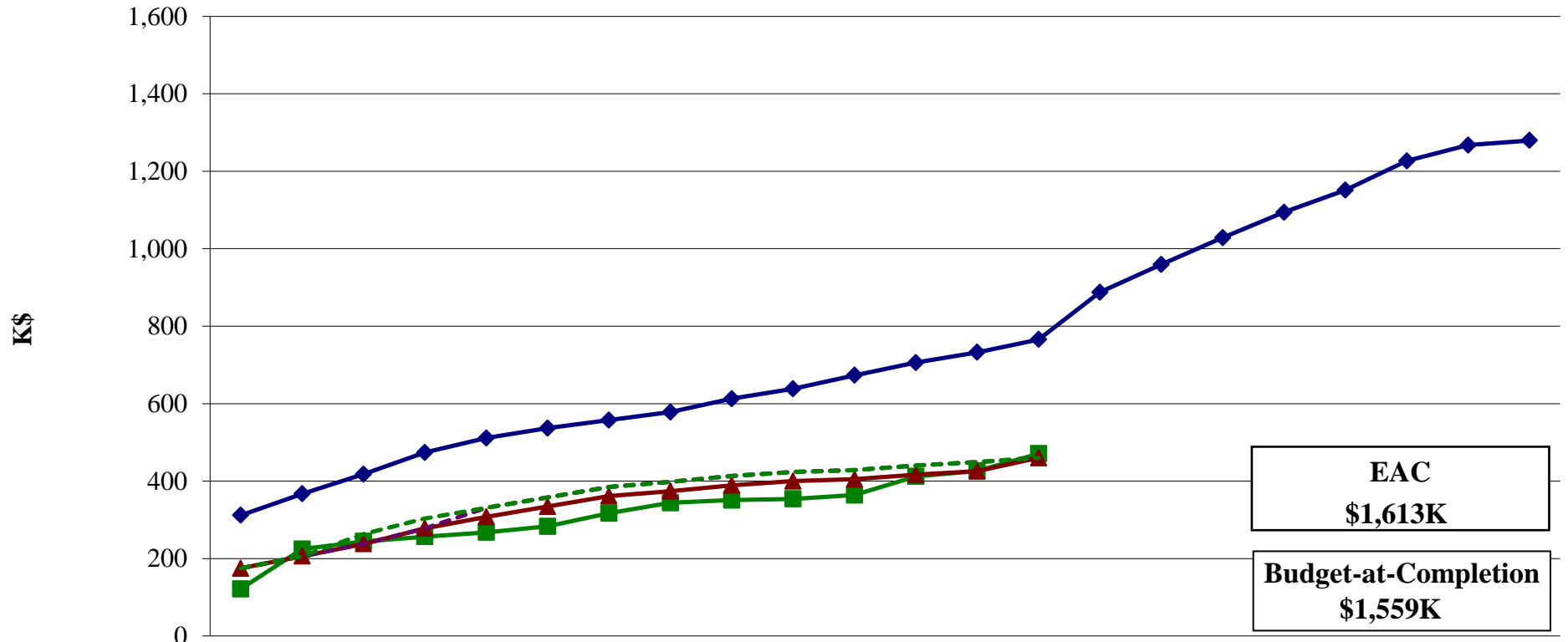
12 GeV 1.5.3.1 DAQ

Earned Value \$K



	Dec-11	Jan-12	Feb-12	Mar-12	Apr-12	May-12	Jun-12	Jul-12	Aug-12	Sep-12	Oct-12	Nov-12	Dec-12	Jan-13	Feb-13	Mar-13	Apr-13	May-13	Jun-13	Jul-13	Aug-13	Sep-13	
BCWS	104	150	163	165	171	182	264	268	323	381	621	699	704	725	780	838	933	1,110	1,275	1,290	1,305	1,573	
BCWP	277	394	417	418	418	453	462	563	600	600	613	621	622	687									
ACWP	201	301	316	322	337	363	387	441	501	510	541	548	552	559									
Obligated	282	301	335	333	389	428	446	534	523	533	569	576	580	613									
Pending	308	321	343	341	404	428	476	573	567	569	569	576	580	613									

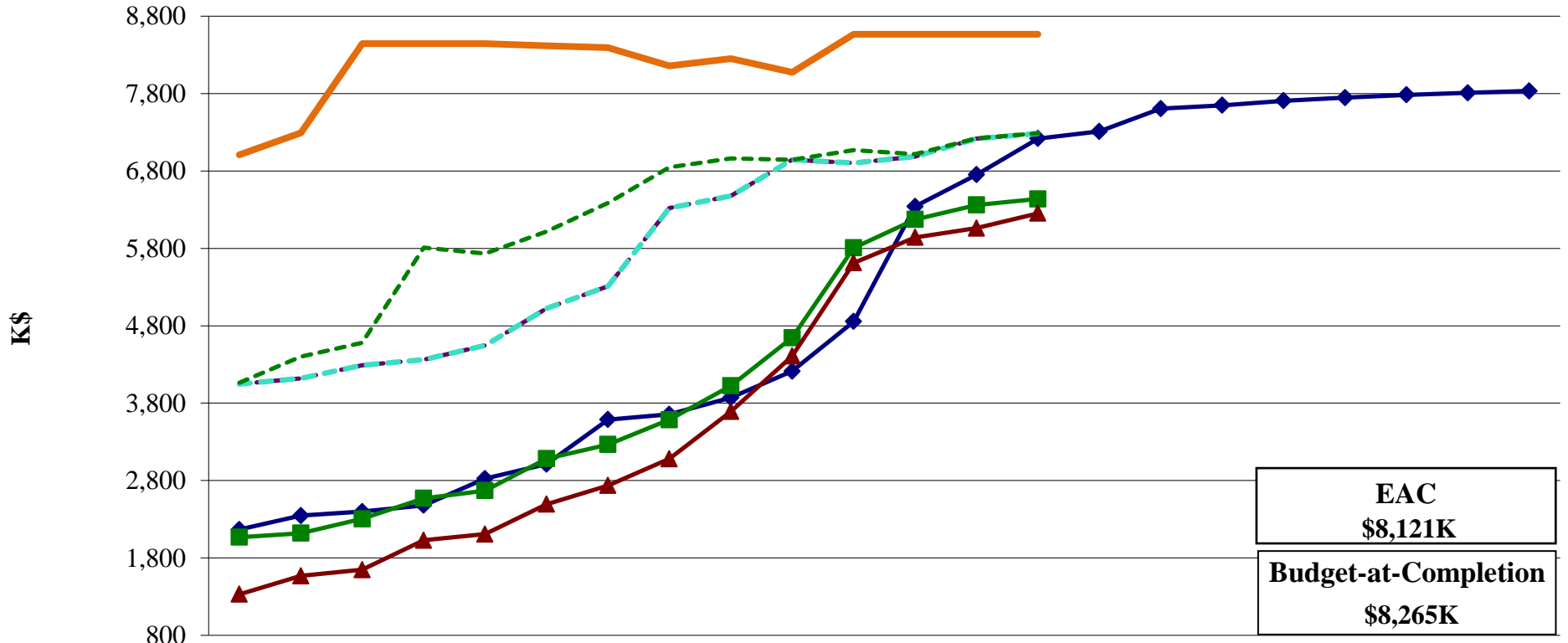
12 GeV 1.5.3.2 Online Computing Earned Value \$K



	Dec-11	Jan-12	Feb-12	Mar-12	Apr-12	May-12	Jun-12	Jul-12	Aug-12	Sep-12	Oct-12	Nov-12	Dec-12	Jan-13	Feb-13	Mar-13	Apr-13	May-13	Jun-13	Jul-13	Aug-13	Sep-13
BCWS	312	367	418	474	511	537	557	578	613	638	673	706	732	766	888	959	1,029	1,094	1,151	1,227	1,267	1,280
BCWP	121	224	244	257	268	283	317	344	351	354	364	412	426	471								
ACWP	175	206	238	278	307	334	361	374	389	400	405	416	426	460								
Obligated	175	206	238	278	331	358	385	398	413	423	428	440	449	460								
Pending	175	206	263	303	331	358	385	398	413	423	428	440	449	460								

12 GeV 1.5.4 Electronics

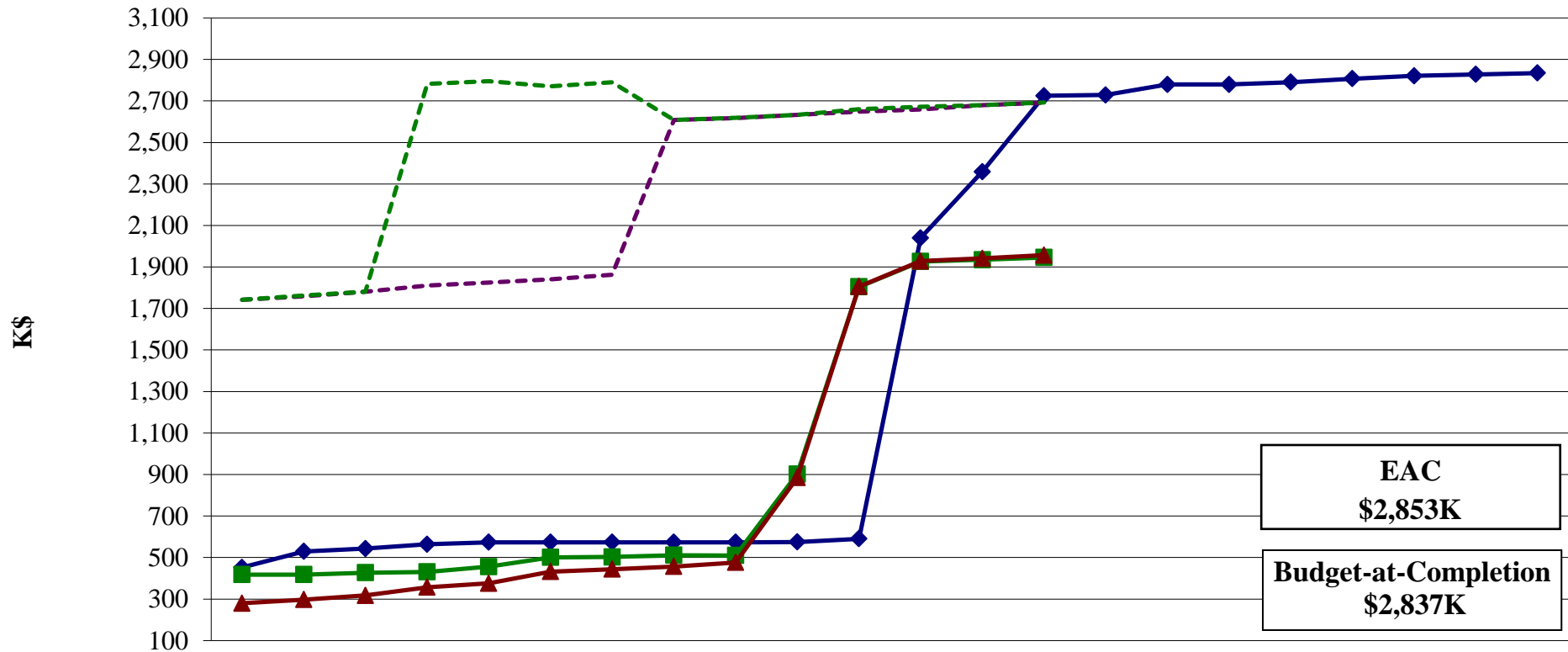
Earned Value \$K



EAC \$8,121K
Budget-at-Completion \$8,265K

	Dec-11	Jan-12	Feb-12	Mar-12	Apr-12	May-12	Jun-12	Jul-12	Aug-12	Sep-12	Oct-12	Nov-12	Dec-12	Jan-13	Feb-13	Mar-13	Apr-13	May-13	Jun-13	Jul-13	Aug-13	Sep-13	
BCWS	2,167	2,347	2,399	2,481	2,825	3,012	3,588	3,656	3,870	4,213	4,854	6,340	6,751	7,218	7,310	7,604	7,647	7,706	7,745	7,782	7,807	7,833	
BCWP	2,069	2,121	2,307	2,570	2,671	3,082	3,266	3,586	4,023	4,644	5,807	6,172	6,360	6,437									
ACWP	1,332	1,568	1,649	2,029	2,108	2,494	2,737	3,081	3,692	4,408	5,612	5,941	6,060	6,253									
Obligated	4,049	4,121	4,289	4,364	4,546	5,022	5,311	6,322	6,478	6,945	6,901	6,984	7,218	7,283									
FY13 Phase POs	4,049	4,121	4,289	4,364	4,546	5,022	5,311	6,322	6,478	6,945	6,901	6,984	7,218	7,283									
Pending	4,063	4,399	4,580	5,809	5,734	6,018	6,387	6,846	6,961	6,945	7,069	7,016	7,222	7,286									
CAM EAC	7,007	7,290	8,445	8,445	8,445	8,417	8,392	8,156	8,252	8,075	8,565	8,565	8,565	8,565									

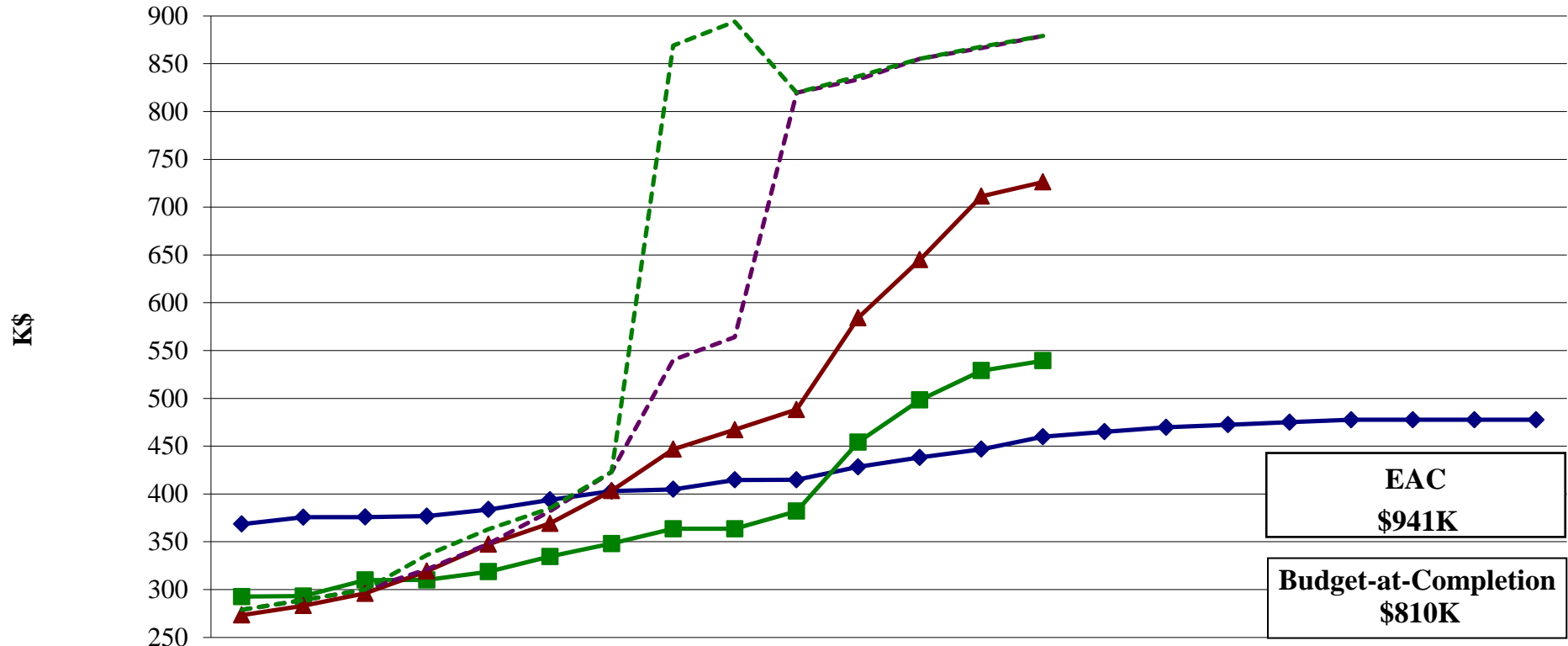
12 GeV 1.5.4.1 FADC Earned Value \$K



	Dec-11	Jan-12	Feb-12	Mar-12	Apr-12	May-12	Jun-12	Jul-12	Aug-12	Sep-12	Oct-12	Nov-12	Dec-12	Jan-13	Feb-13	Mar-13	Apr-13	May-13	Jun-13	Jul-13	Aug-13	Sep-13
BCWS	452	529	543	564	573	573	573	574	574	575	590	2,040	2,359	2,725	2,729	2,779	2,779	2,790	2,807	2,821	2,828	2,834
BCWP	418	418	427	431	456	501	503	511	510	902	1,805	1,927	1,935	1,946								
ACWP	280	297	317	357	376	432	444	457	476	885	1,805	1,928	1,941	1,957								
Obligated	1,742	1,759	1,781	1,810	1,825	1,840	1,863	2,608	2,618	2,633	2,648	2,659	2,680	2,691								
Pending	1,742	1,763	1,781	2,782	2,795	2,771	2,790	2,608	2,619	2,633	2,661	2,672	2,680	2,693								

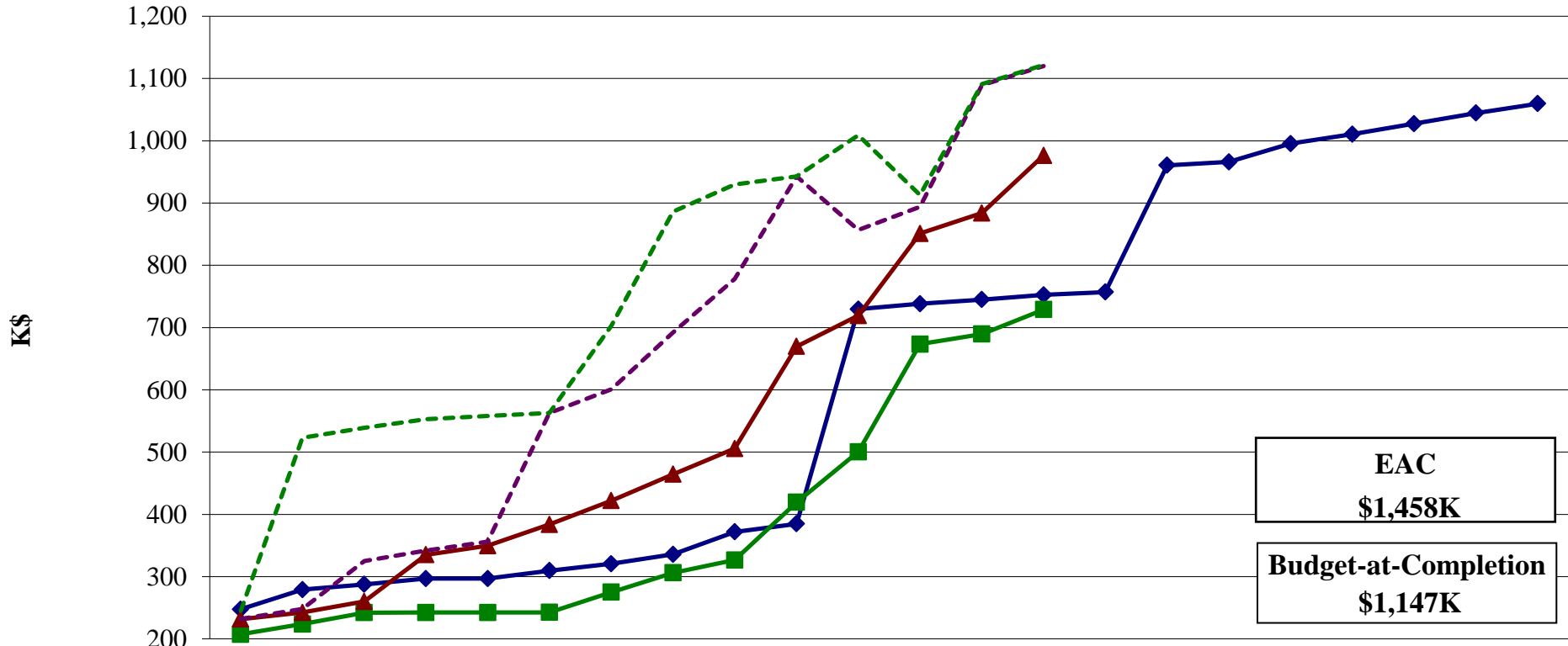
12 GeV 1.5.4.2 TDC

Earned Value \$K



	Dec-11	Jan-12	Feb-12	Mar-12	Apr-12	May-12	Jun-12	Jul-12	Aug-12	Sep-12	Oct-12	Nov-12	Dec-12	Jan-13	Feb-13	Mar-13	Apr-13	May-13	Jun-13	Jul-13	Aug-13	Sep-13
BCWS	369	376	376	377	384	394	403	405	415	415	428	438	447	460	465	470	472	475	478	478	478	478
BCWP	293	293	310	310	319	335	348	364	364	382	454	498	529	539								
ACWP	273	283	296	319	347	369	403	447	467	488	584	645	711	726								
Obligated	279	289	300	321	348	382	423	540	564	820	834	855	866	879								
Pending	279	289	300	336	363	385	423	869	894	820	837	855	868	879								

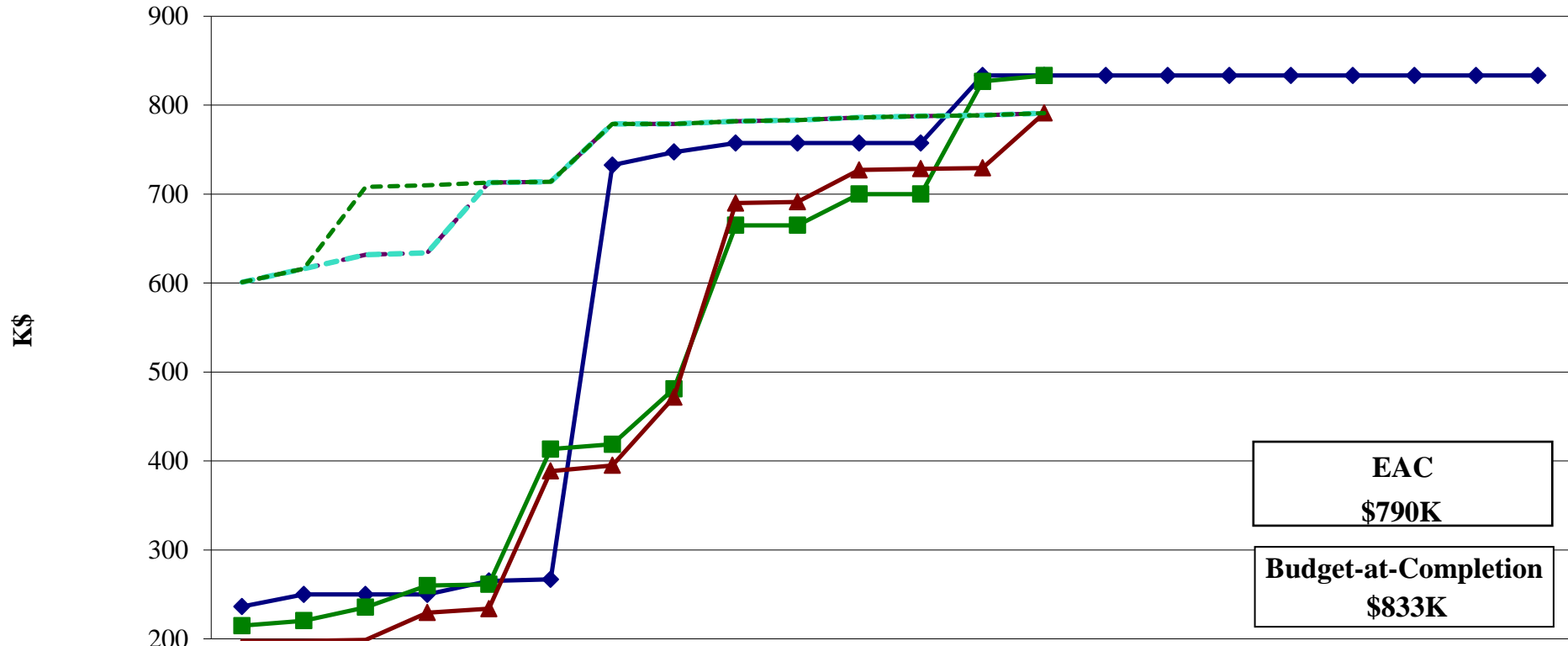
12 GeV 1.5.4.3 Trigger Earned Value \$K



	Dec-11	Jan-12	Feb-12	Mar-12	Apr-12	May-12	Jun-12	Jul-12	Aug-12	Sep-12	Oct-12	Nov-12	Dec-12	Jan-13	Feb-13	Mar-13	Apr-13	May-13	Jun-13	Jul-13	Aug-13	Sep-13	
BCWS	248	279	288	297	297	310	321	336	372	385	730	738	745	752	757	961	966	995	1,011	1,028	1,044	1,060	
BCWP	207	224	242	242	242	243	275	306	327	419	500	673	690	729									
ACWP	232	242	260	335	350	384	422	464	506	670	719	851	884	977									
Obligated	232	248	325	342	356	563	601	692	778	943	857	894	1,089	1,120									
Pending	245	523	539	553	558	563	703	886	930	943	1,009	913	1,091	1,122									

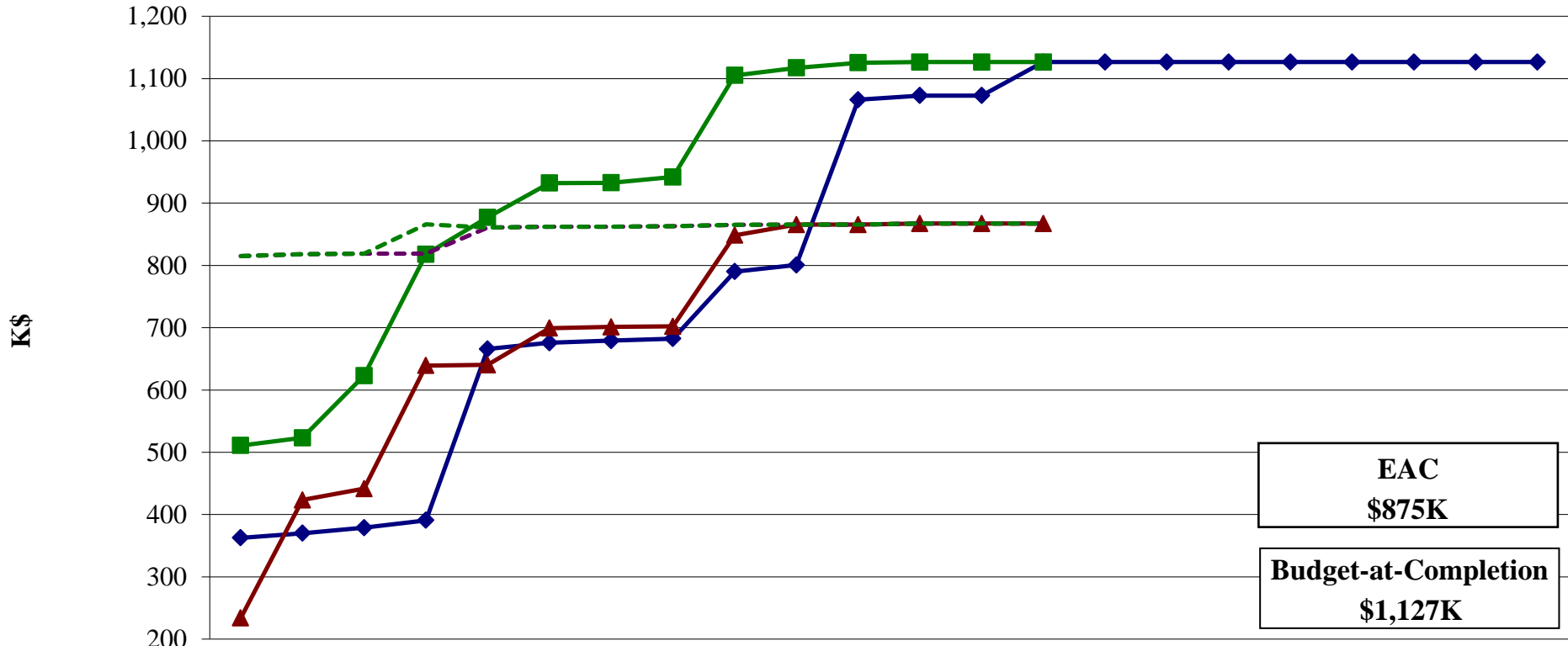
12 GeV 1.5.4.4 Crates/Racks

Earned Value \$K



	Dec-11	Jan-12	Feb-12	Mar-12	Apr-12	May-12	Jun-12	Jul-12	Aug-12	Sep-12	Oct-12	Nov-12	Dec-12	Jan-13	Feb-13	Mar-13	Apr-13	May-13	Jun-13	Jul-13	Aug-13	Sep-13
BCWS	236	250	250	250	265	267	733	747	757	757	757	757	833	833	833	833	833	833	833	833	833	833
BCWP	215	220	236	260	261	413	419	481	665	665	700	700	827	833								
ACWP	198	198	199	229	234	389	395	472	690	691	727	729	729	791								
Obligated	601	616	632	634	713	714	779	779	782	783	786	788	789	791								
FY13 Phase POs	601	616	632	634	713	714	779	779	782	783	786	788	789	791								
Pending	601	616	708	710	713	714	779	779	782	783	786	788	789	791								

12 GeV 1.5.4.5 Logic, HV Earned Value \$K

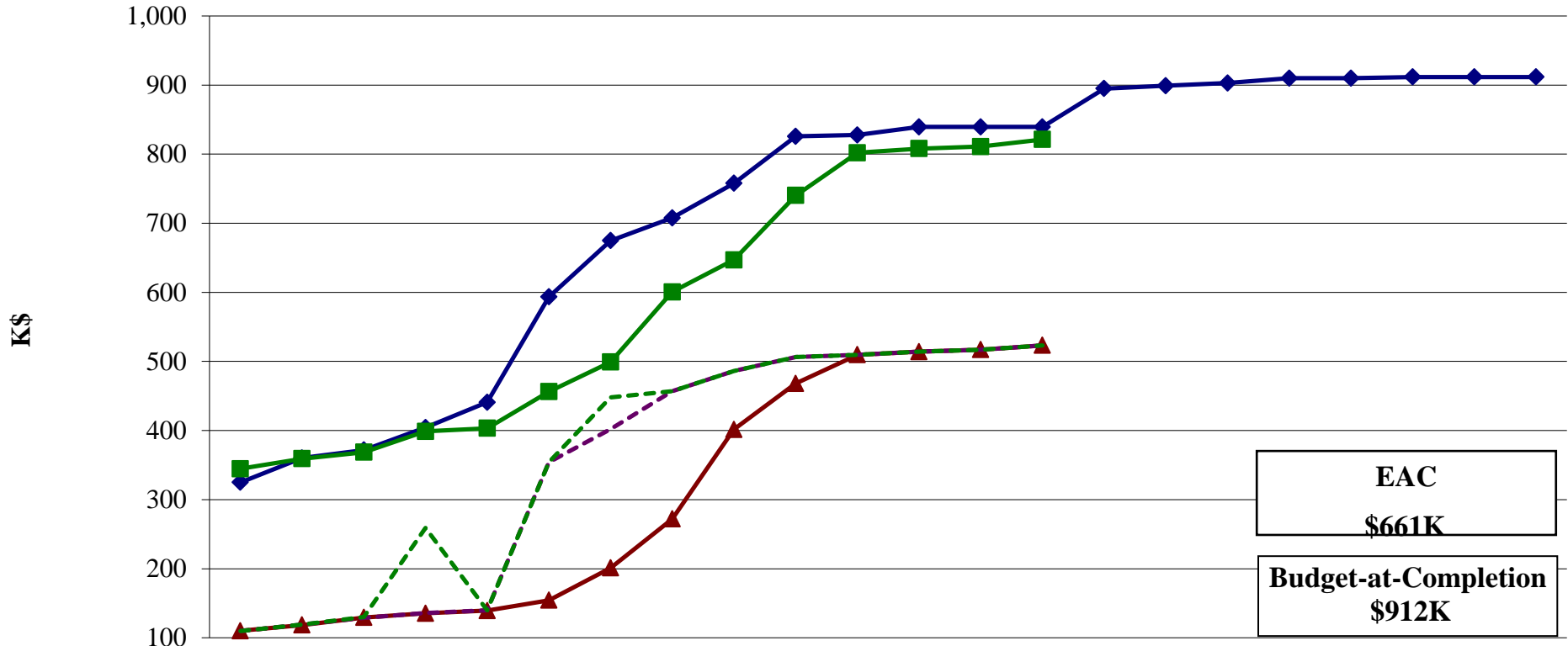


**EAC
\$875K**

**Budget-at-Completion
\$1,127K**

	Dec-11	Jan-12	Feb-12	Mar-12	Apr-12	May-12	Jun-12	Jul-12	Aug-12	Sep-12	Oct-12	Nov-12	Dec-12	Jan-13	Feb-13	Mar-13	Apr-13	May-13	Jun-13	Jul-13	Aug-13	Sep-13
BCWS	363	370	379	391	666	676	679	682	790	801	1,066	1,073	1,073	1,127	1,127	1,127	1,127	1,127	1,127	1,127	1,127	1,127
BCWP	511	523	623	818	877	932	933	942	1,105	1,117	1,125	1,127	1,127	1,127								
ACWP	234	423	442	639	640	699	701	702	848	865	865	867	867	867								
Obligated	815	818	819	819	861	862	862	863	865	865	865	867	867	867								
Pending	815	818	819	866	861	862	862	863	865	865	865	867	867	867								

12 GeV 1.5.4.6 Detectors Electronics Earned Value \$K

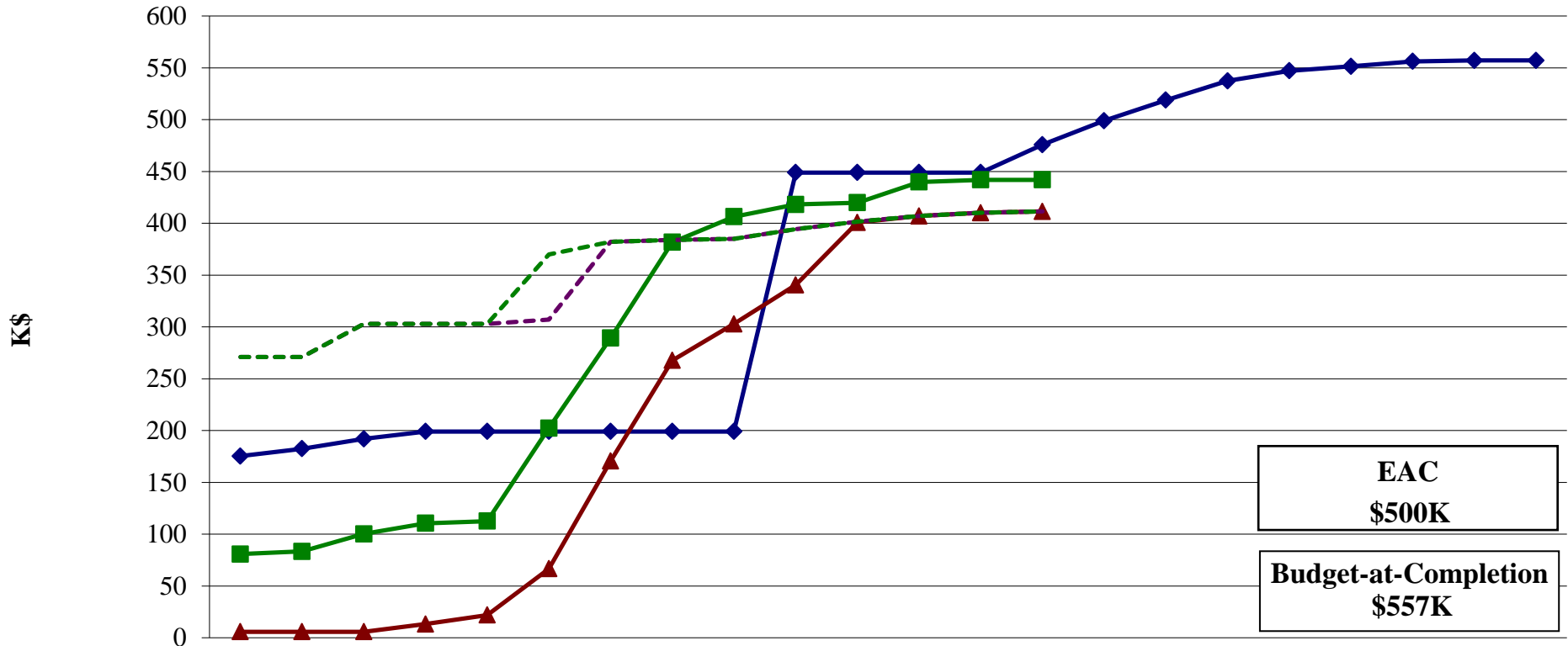


EAC \$661K
Budget-at-Completion \$912K

	Dec-11	Jan-12	Feb-12	Mar-12	Apr-12	May-12	Jun-12	Jul-12	Aug-12	Sep-12	Oct-12	Nov-12	Dec-12	Jan-13	Feb-13	Mar-13	Apr-13	May-13	Jun-13	Jul-13	Aug-13	Sep-13
BCWS	325	360	372	404	441	593	675	708	758	826	828	839	839	839	895	899	903	910	910	912	912	912
BCWP	345	359	369	399	403	456	499	601	647	740	802	808	811	821								
ACWP	110	119	129	135	139	154	201	272	402	468	510	514	517	523								
Obligated	110	119	129	136	140	354	402	457	486	506	510	514	517	523								
Pending	110	119	130	259	140	354	448	457	486	506	510	514	517	523								

12 GeV 1.5.4.7 Detector Cabling

Earned Value \$K



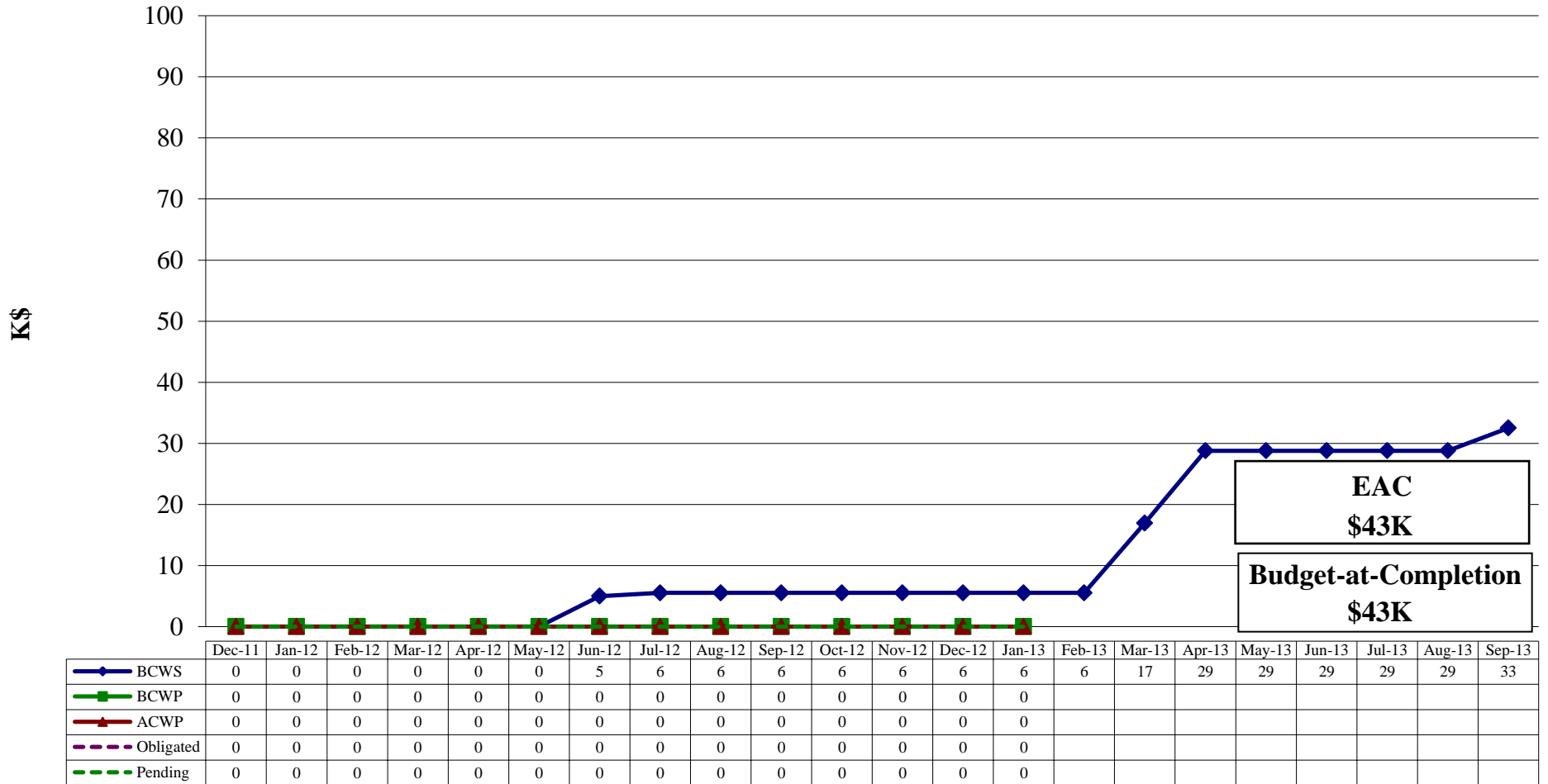
EAC
\$500K

Budget-at-Completion
\$557K

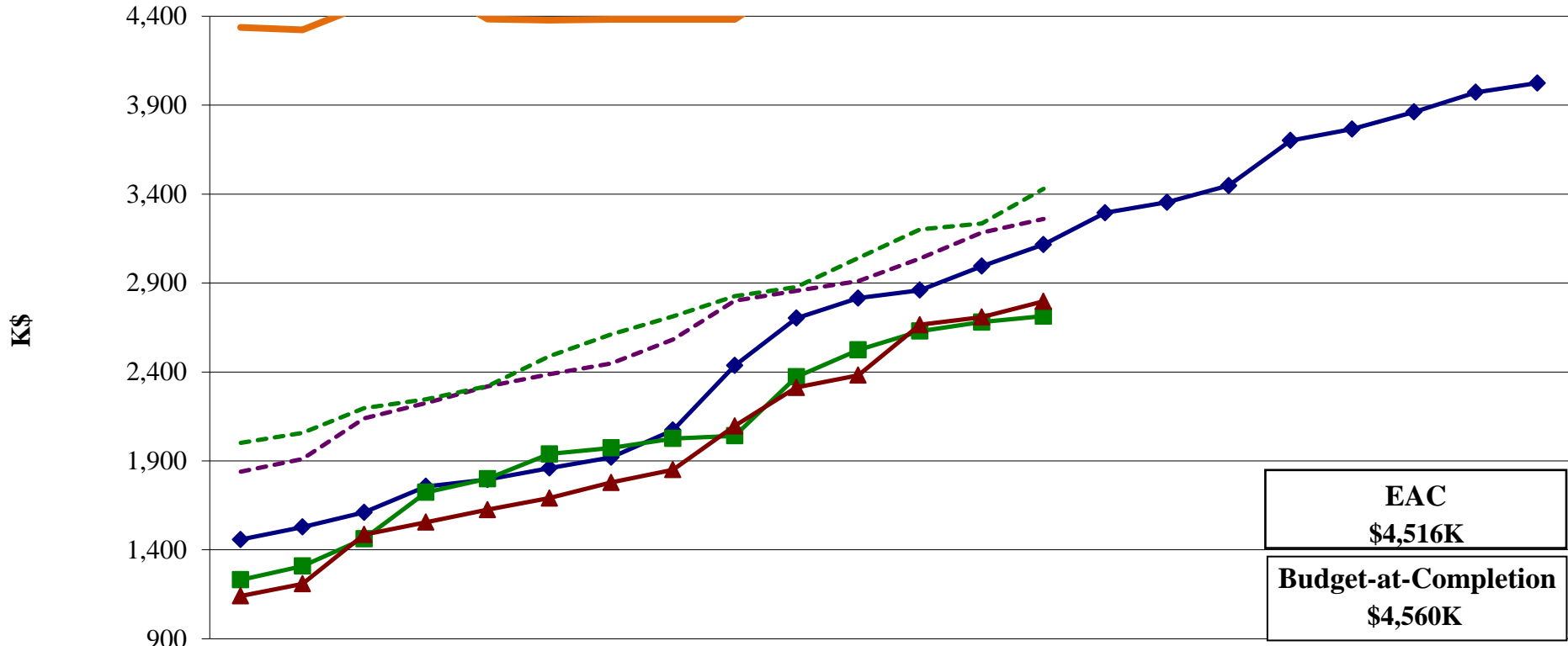
	Dec-11	Jan-12	Feb-12	Mar-12	Apr-12	May-12	Jun-12	Jul-12	Aug-12	Sep-12	Oct-12	Nov-12	Dec-12	Jan-13	Feb-13	Mar-13	Apr-13	May-13	Jun-13	Jul-13	Aug-13	Sep-13
BCWS	175	182	192	199	199	199	199	199	199	449	449	449	449	476	499	519	537	547	551	556	557	557
BCWP	81	83	100	111	113	202	289	382	406	418	420	440	442	442								
ACWP	6	6	6	13	22	67	170	268	303	341	401	407	410	411								
Obligated	271	271	303	303	303	307	382	384	385	394	402	407	410	411								
Pending	271	271	303	303	303	370	382	384	385	394	402	407	410	411								

12 GeV 1.5.4.8 Full Crate Checks

Earned Value \$K



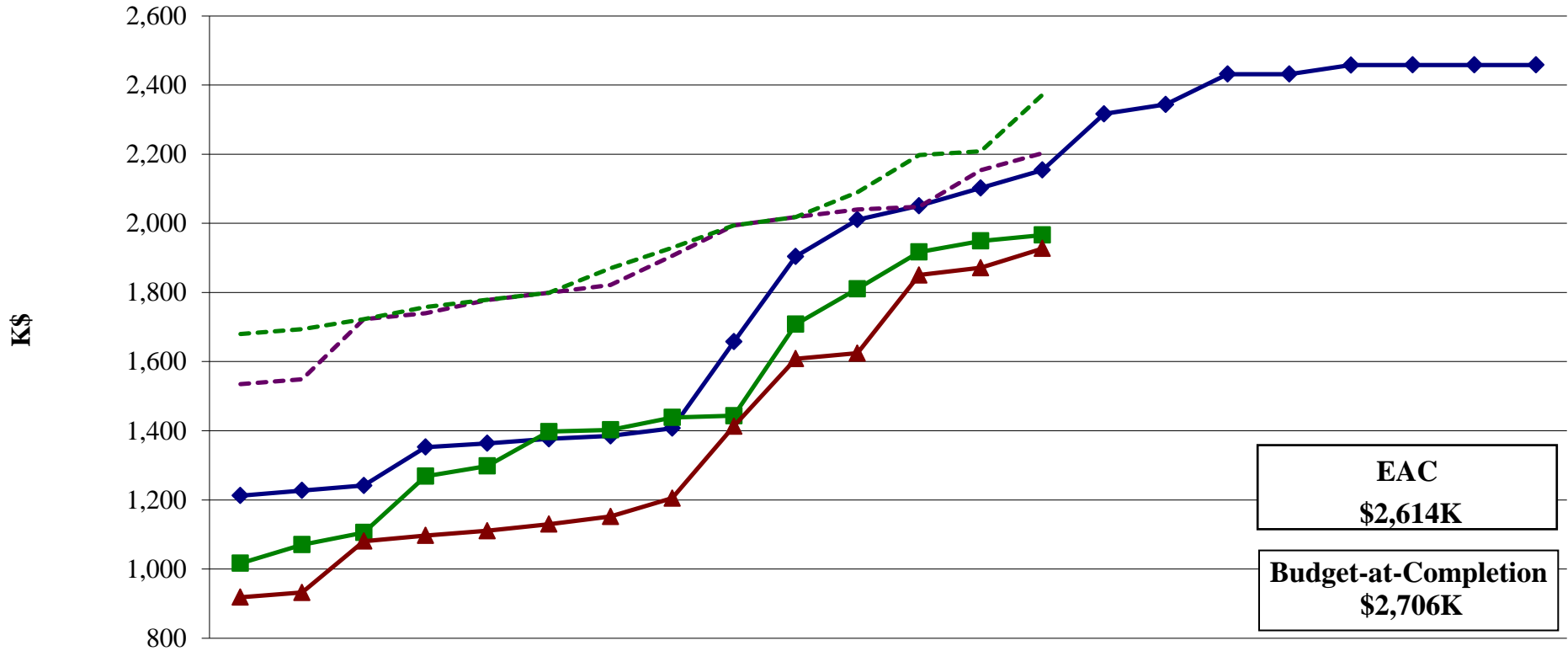
12 GeV 1.5.5 Beamline Earned Value \$K



EAC \$4,516K
Budget-at-Completion \$4,560K

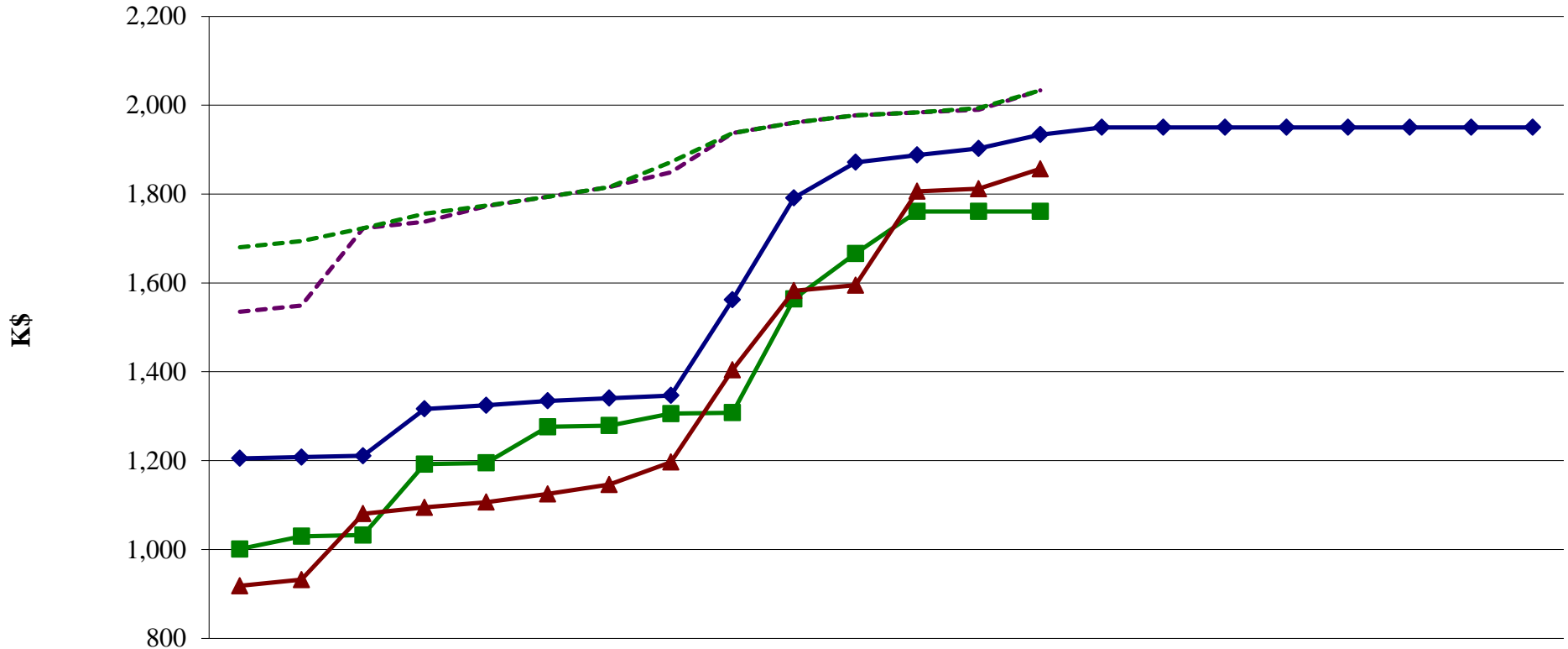
	Dec-11	Jan-12	Feb-12	Mar-12	Apr-12	May-12	Jun-12	Jul-12	Aug-12	Sep-12	Oct-12	Nov-12	Dec-12	Jan-13	Feb-13	Mar-13	Apr-13	May-13	Jun-13	Jul-13	Aug-13	Sep-13
BCWS	1,457	1,528	1,611	1,756	1,795	1,860	1,920	2,073	2,436	2,702	2,815	2,859	2,994	3,117	3,295	3,354	3,448	3,701	3,765	3,862	3,972	4,025
BCWP	1,231	1,309	1,462	1,723	1,799	1,939	1,973	2,026	2,041	2,373	2,523	2,630	2,681	2,714								
ACWP	1,141	1,209	1,486	1,555	1,625	1,691	1,778	1,850	2,096	2,313	2,381	2,665	2,709	2,797								
Obligated	1,840	1,911	2,139	2,225	2,319	2,387	2,448	2,583	2,801	2,857	2,911	3,038	3,183	3,260								
Pending	2,002	2,057	2,196	2,246	2,320	2,488	2,611	2,712	2,826	2,877	3,041	3,201	3,235	3,430								
CAM EAC	4,336	4,323	4,461	4,585	4,384	4,378	4,382	4,382	4,382	4,615	4,500	4,560	4,595	4,595								

12 GeV 1.5.5.1 Tagger Earned Value \$K



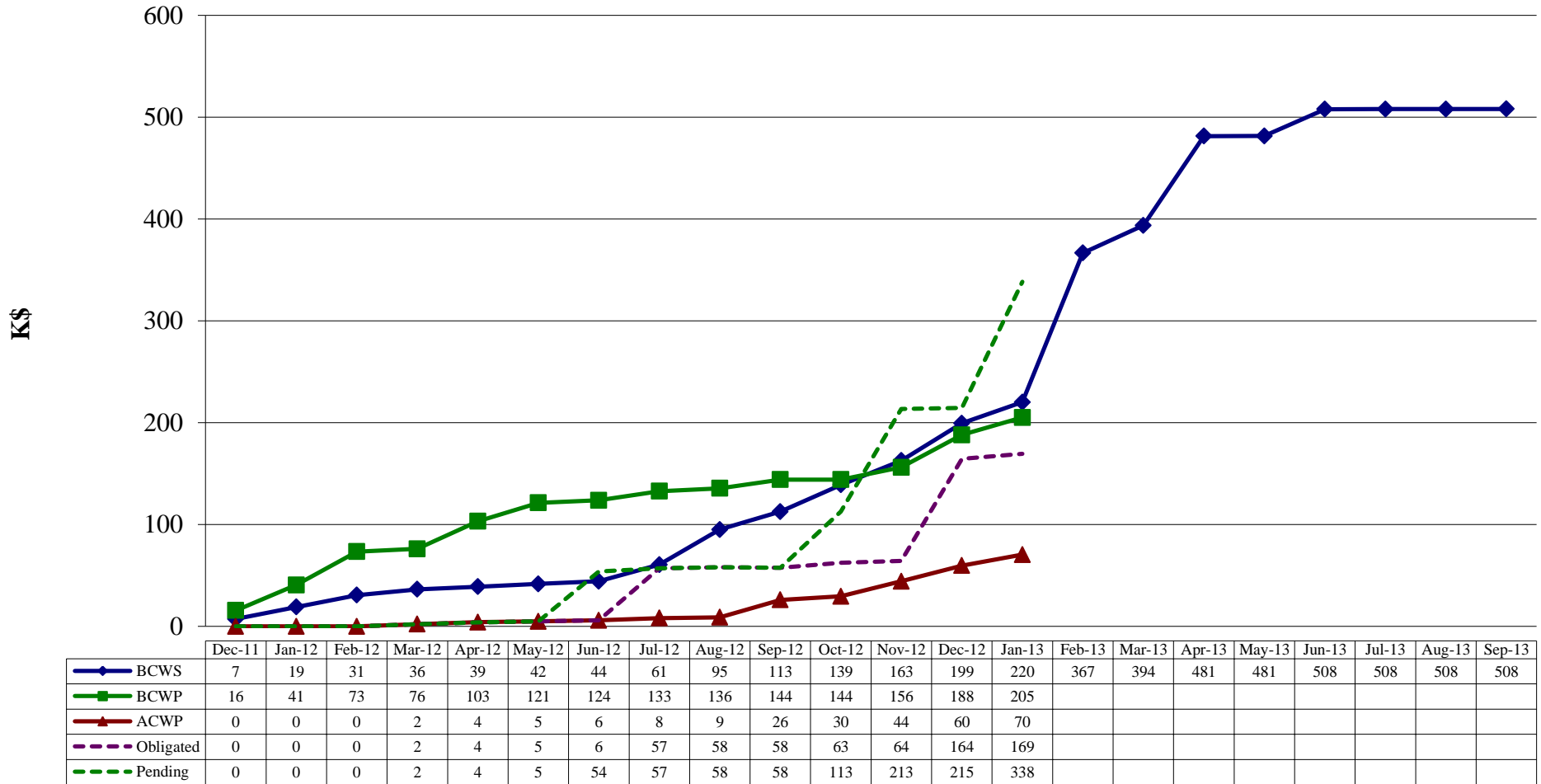
	Dec-11	Jan-12	Feb-12	Mar-12	Apr-12	May-12	Jun-12	Jul-12	Aug-12	Sep-12	Oct-12	Nov-12	Dec-12	Jan-13	Feb-13	Mar-13	Apr-13	May-13	Jun-13	Jul-13	Aug-13	Sep-13
BCWS	1,212	1,227	1,241	1,353	1,363	1,376	1,385	1,407	1,657	1,904	2,010	2,051	2,102	2,154	2,317	2,344	2,431	2,431	2,458	2,458	2,458	2,458
BCWP	1,017	1,070	1,106	1,268	1,298	1,398	1,403	1,438	1,444	1,708	1,810	1,917	1,949	1,966								
ACWP	918	932	1,080	1,097	1,111	1,130	1,152	1,205	1,413	1,608	1,624	1,850	1,872	1,927								
Obligated	1,535	1,549	1,723	1,740	1,778	1,799	1,822	1,906	1,994	2,019	2,040	2,048	2,154	2,203								
Pending	1,680	1,694	1,723	1,758	1,779	1,799	1,870	1,929	1,994	2,019	2,090	2,197	2,208	2,372								

12 GeV 1.5.5.1.1 Tagging Magnet Earned Value \$K

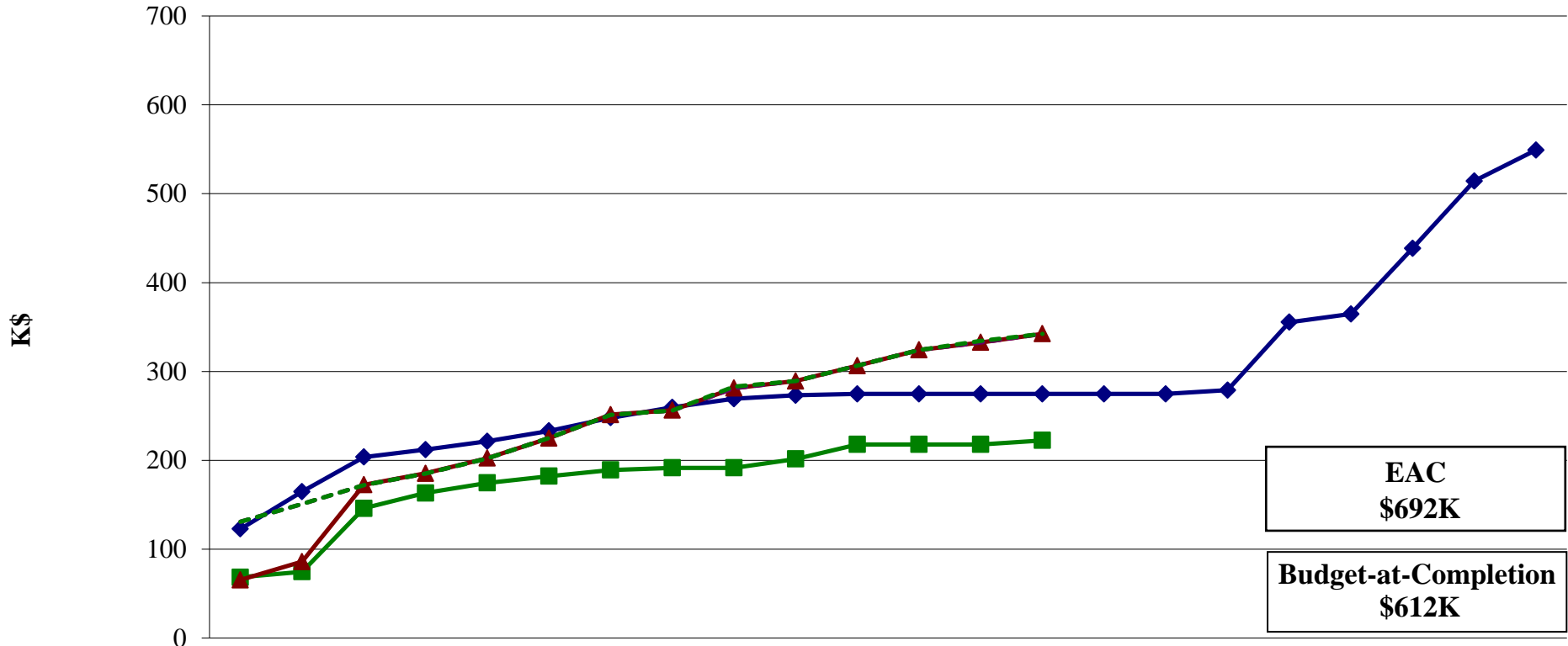


	Dec-11	Jan-12	Feb-12	Mar-12	Apr-12	May-12	Jun-12	Jul-12	Aug-12	Sep-12	Oct-12	Nov-12	Dec-12	Jan-13	Feb-13	Mar-13	Apr-13	May-13	Jun-13	Jul-13	Aug-13	Sep-13
BCWS	1,205	1,208	1,211	1,316	1,325	1,335	1,341	1,347	1,562	1,791	1,871	1,888	1,903	1,934	1,950	1,950	1,950	1,950	1,950	1,950	1,950	1,950
BCWP	1,001	1,030	1,032	1,192	1,195	1,276	1,279	1,306	1,308	1,564	1,666	1,761	1,761	1,761								
ACWP	918	932	1,080	1,095	1,106	1,125	1,146	1,197	1,404	1,582	1,595	1,806	1,812	1,857								
Obligated	1,535	1,549	1,723	1,738	1,773	1,794	1,816	1,849	1,937	1,961	1,977	1,984	1,990	2,034								
Pending	1,680	1,694	1,723	1,756	1,774	1,794	1,816	1,872	1,937	1,961	1,977	1,984	1,994	2,034								

12 GeV 1.5.5.1.2 Hodoscope Earned Value \$K

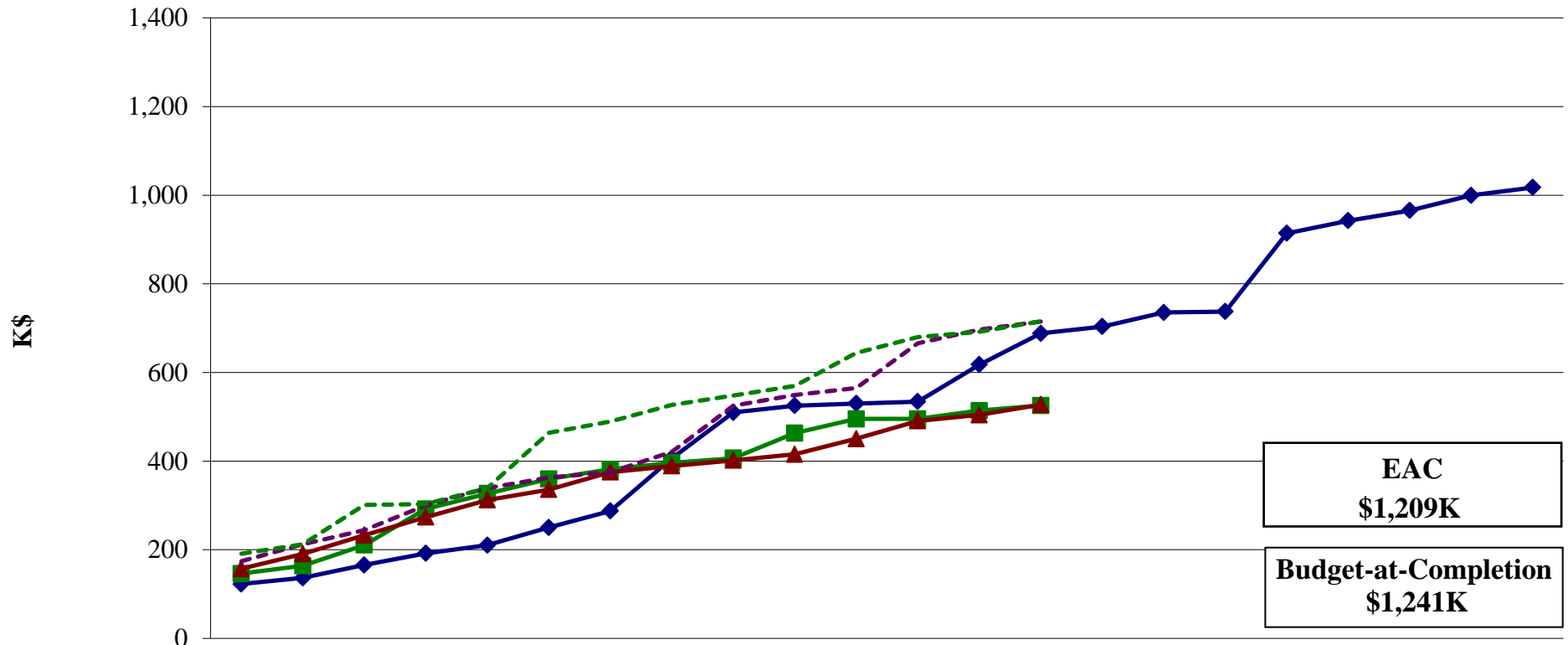


12 GeV 1.5.5.2 Target Earned Value \$K



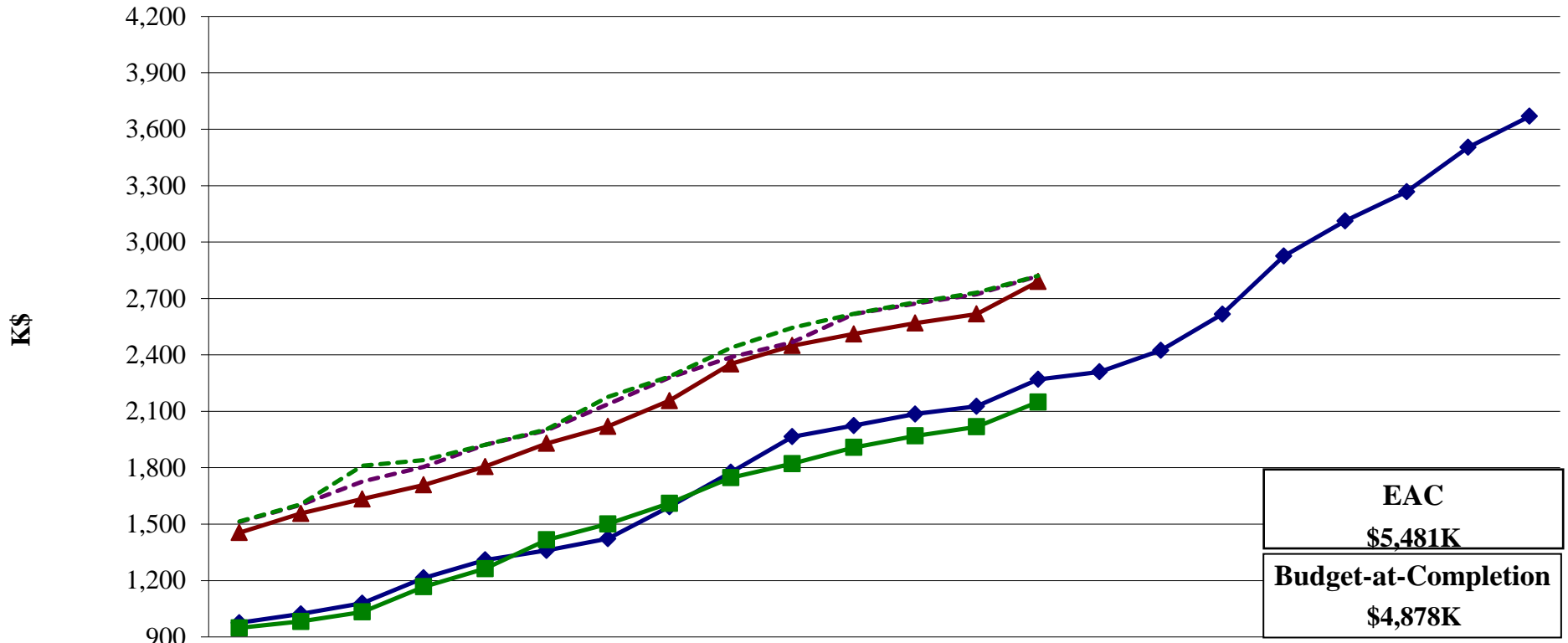
	Dec-11	Jan-12	Feb-12	Mar-12	Apr-12	May-12	Jun-12	Jul-12	Aug-12	Sep-12	Oct-12	Nov-12	Dec-12	Jan-13	Feb-13	Mar-13	Apr-13	May-13	Jun-13	Jul-13	Aug-13	Sep-13	
BCWS	123	165	204	212	221	233	248	260	269	273	275	275	275	275	275	275	279	355	365	439	514	549	
BCWP	68	75	146	163	175	182	189	191	191	202	218	218	218	222									
ACWP	65	86	172	185	202	225	251	256	281	289	306	324	333	342									
Obligated	131	151	172	185	202	225	251	256	281	289	306	324	333	342									
Pending	131	151	172	185	202	225	251	256	283	289	306	324	334	342									

12 GeV 1.5.5.3 Components Earned Value \$K



	Dec-11	Jan-12	Feb-12	Mar-12	Apr-12	May-12	Jun-12	Jul-12	Aug-12	Sep-12	Oct-12	Nov-12	Dec-12	Jan-13	Feb-13	Mar-13	Apr-13	May-13	Jun-13	Jul-13	Aug-13	Sep-13	
BCWS	122	137	166	192	210	250	287	406	510	525	530	534	618	688	704	735	737	914	943	965	1,000	1,017	
BCWP	146	164	210	292	327	360	381	396	406	463	495	495	514	526									
ACWP	157	190	233	273	312	336	375	389	402	415	450	491	504	528									
Obligated	174	212	244	300	339	363	375	421	525	549	565	666	696	715									
Pending	191	212	301	303	339	464	489	527	548	570	644	680	692	716									

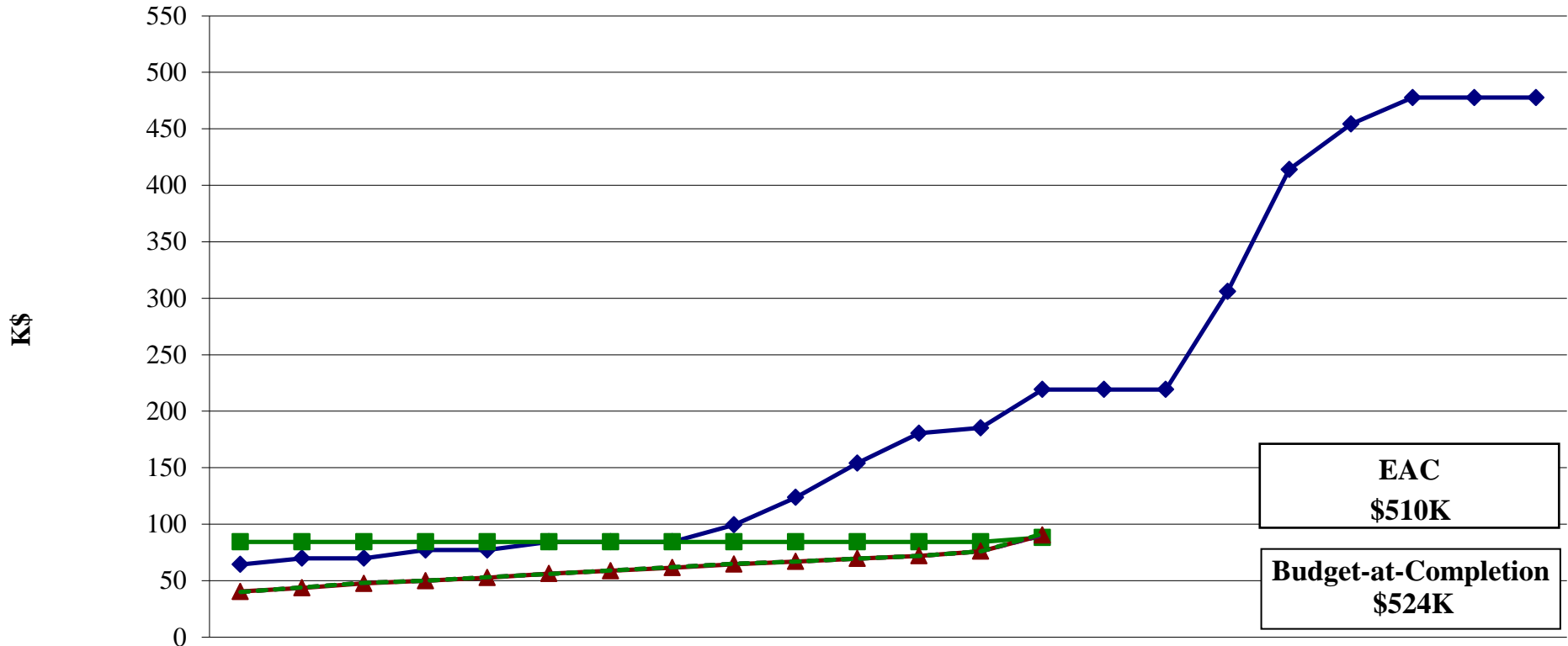
12 GeV 1.5.6 Infrastructure Earned Value \$K



EAC \$5,481K
Budget-at-Completion \$4,878K

	Dec-11	Jan-12	Feb-12	Mar-12	Apr-12	May-12	Jun-12	Jul-12	Aug-12	Sep-12	Oct-12	Nov-12	Dec-12	Jan-13	Feb-13	Mar-13	Apr-13	May-13	Jun-13	Jul-13	Aug-13	Sep-13
BCWS	975	1,022	1,080	1,214	1,309	1,360	1,423	1,592	1,775	1,964	2,024	2,085	2,126	2,269	2,310	2,424	2,617	2,925	3,113	3,268	3,504	3,669
BCWP	948	982	1,033	1,167	1,263	1,416	1,501	1,610	1,747	1,821	1,907	1,969	2,018	2,149								
ACWP	1,455	1,556	1,634	1,708	1,806	1,929	2,020	2,156	2,352	2,449	2,511	2,569	2,617	2,790								
Obligated	1,511	1,603	1,727	1,805	1,922	1,999	2,138	2,279	2,387	2,467	2,617	2,672	2,722	2,820								
Pending	1,514	1,606	1,811	1,841	1,922	2,005	2,177	2,285	2,437	2,545	2,618	2,679	2,730	2,821								
CAM EAC	4,467	4,467	5,006	5,464	5,405	5,407	5,376	5,383	5,410	5,482	5,498	5,461	5,458	5,458								

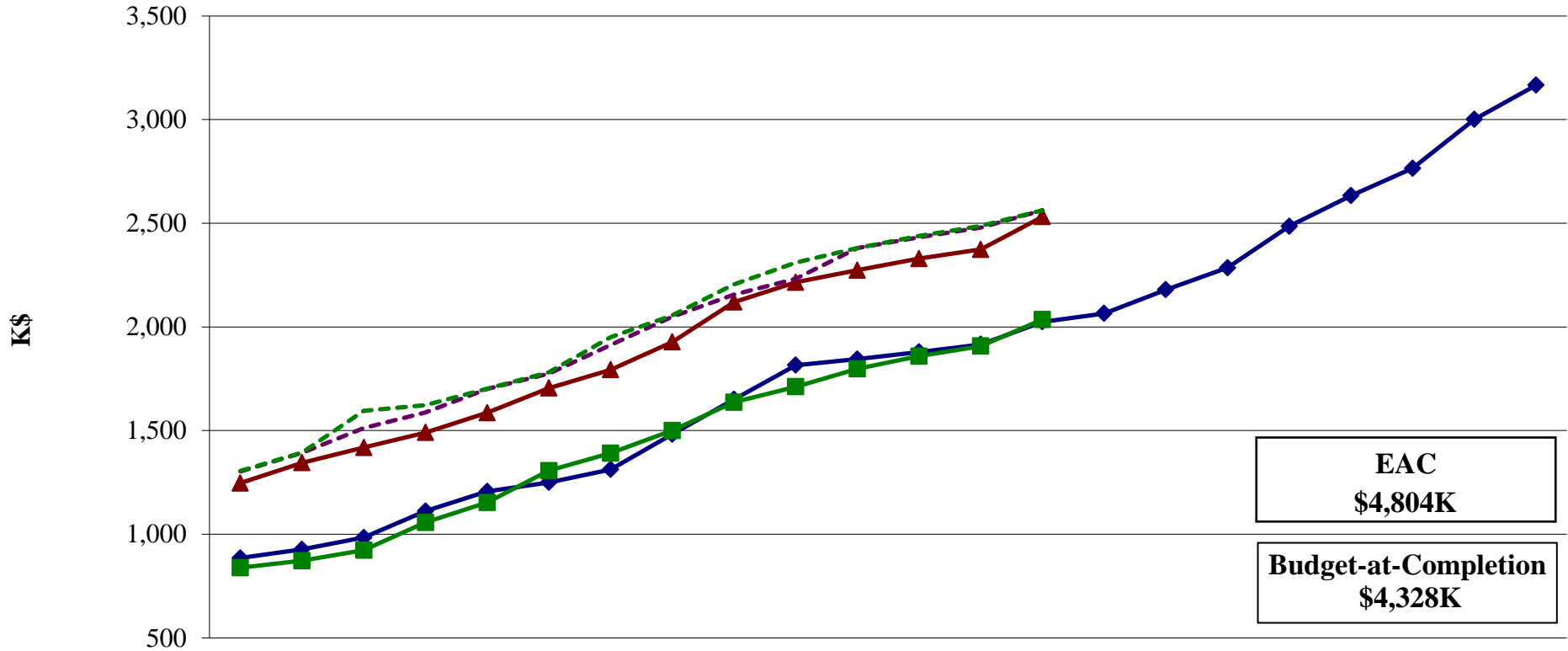
12 GeV 1.5.6.1 Assembly Earned Value \$K



	Dec-11	Jan-12	Feb-12	Mar-12	Apr-12	May-12	Jun-12	Jul-12	Aug-12	Sep-12	Oct-12	Nov-12	Dec-12	Jan-13	Feb-13	Mar-13	Apr-13	May-13	Jun-13	Jul-13	Aug-13	Sep-13
BCWS	64	70	70	77	77	84	84	84	99	124	154	181	185	219	219	219	306	414	454	478	478	478
BCWP	84	84	84	84	84	84	84	84	84	84	84	84	84	88								
ACWP	40	44	48	50	53	56	59	62	65	67	70	72	76	90								
Obligated	40	44	48	50	53	56	59	62	65	67	70	72	76	90								
Pending	40	44	48	50	53	56	59	62	65	67	70	72	76	91								

12 GeV 1.5.6.2 Installation

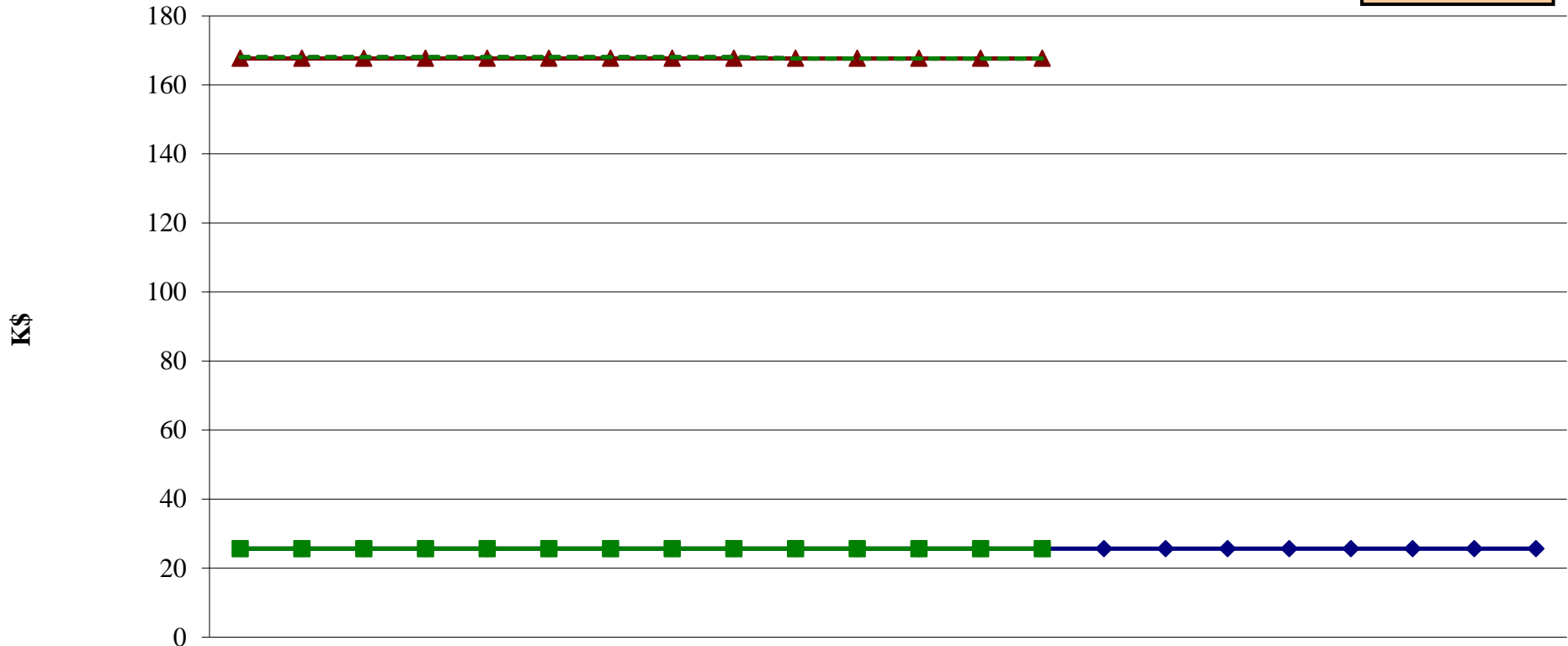
Earned Value \$K



	Dec-11	Jan-12	Feb-12	Mar-12	Apr-12	May-12	Jun-12	Jul-12	Aug-12	Sep-12	Oct-12	Nov-12	Dec-12	Jan-13	Feb-13	Mar-13	Apr-13	May-13	Jun-13	Jul-13	Aug-13	Sep-13
BCWS	885	927	984	1,111	1,207	1,250	1,313	1,482	1,650	1,815	1,844	1,879	1,915	2,025	2,065	2,179	2,285	2,485	2,633	2,764	3,001	3,166
BCWP	838	873	923	1,057	1,153	1,306	1,391	1,500	1,637	1,711	1,798	1,859	1,908	2,036								
ACWP	1,247	1,345	1,419	1,490	1,586	1,705	1,793	1,927	2,119	2,215	2,274	2,329	2,373	2,532								
Obligated	1,303	1,392	1,512	1,588	1,701	1,775	1,912	2,049	2,155	2,232	2,380	2,433	2,479	2,562								
Pending	1,306	1,394	1,596	1,623	1,702	1,781	1,950	2,056	2,205	2,310	2,381	2,439	2,487	2,562								

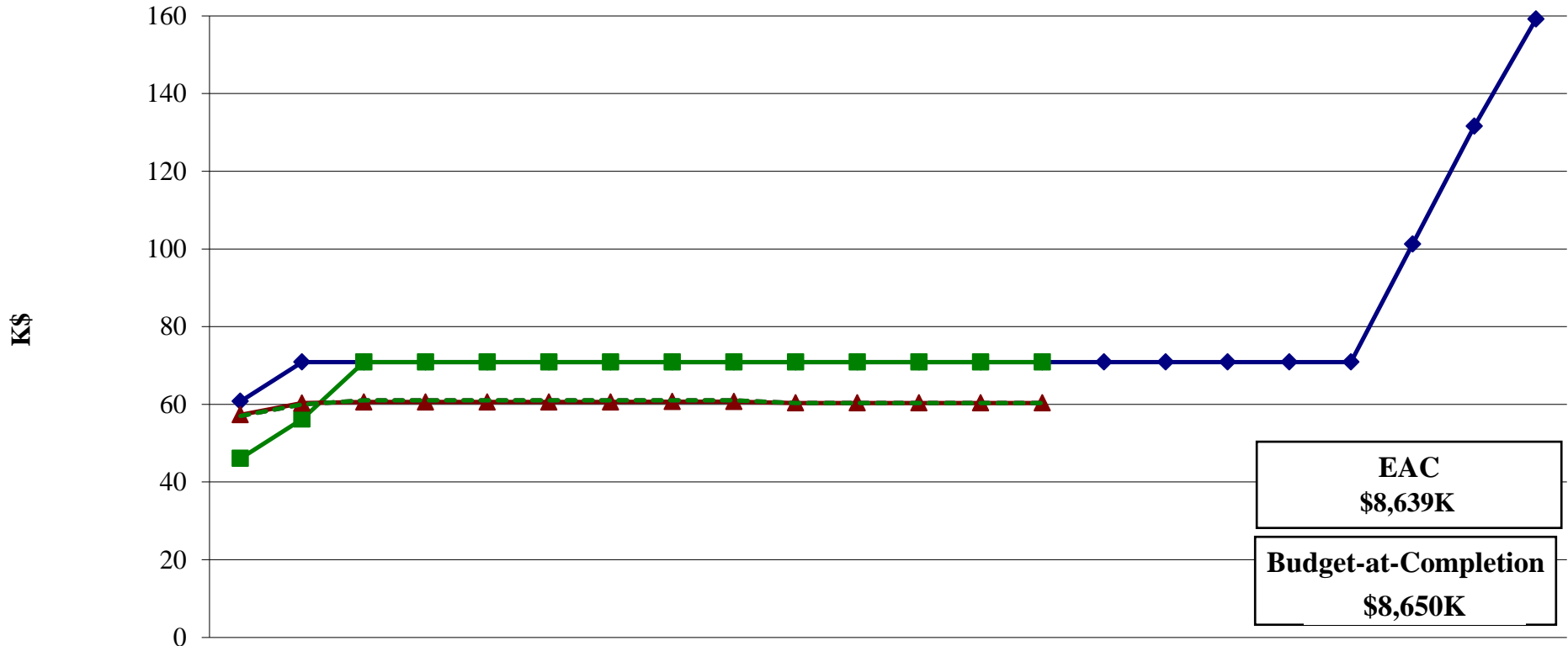
12 GeV 1.5.6.3 Cryogenics Earned Value \$K

Account
Closed



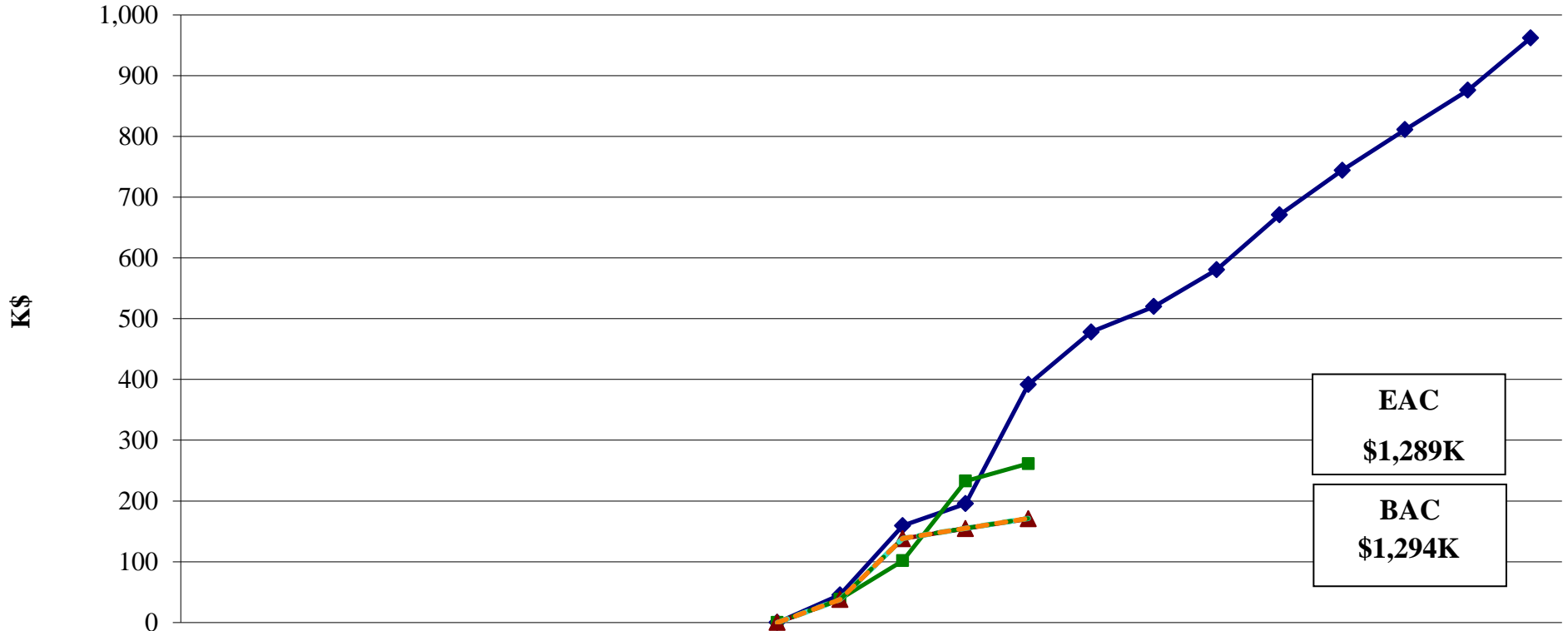
	Dec-11	Jan-12	Feb-12	Mar-12	Apr-12	May-12	Jun-12	Jul-12	Aug-12	Sep-12	Oct-12	Nov-12	Dec-12	Jan-13	Feb-13	Mar-13	Apr-13	May-13	Jun-13	Jul-13	Aug-13	Sep-13
BCWS	26	26	26	26	26	26	26	26	26	26	26	26	26	26	26	26	26	26	26	26	26	26
BCWP	26	26	26	26	26	26	26	26	26	26	26	26	26	26								
ACWP	168	168	168	168	168	168	168	168	168	168	168	168	168	168								
Obligated	168	168	168	168	168	168	168	168	168	168	168	168	168	168								
Pending	168	168	168	168	168	168	168	168	168	168	168	168	168	168								

12 GeV 1.5.7 Spare Solenoid Earned Value \$K



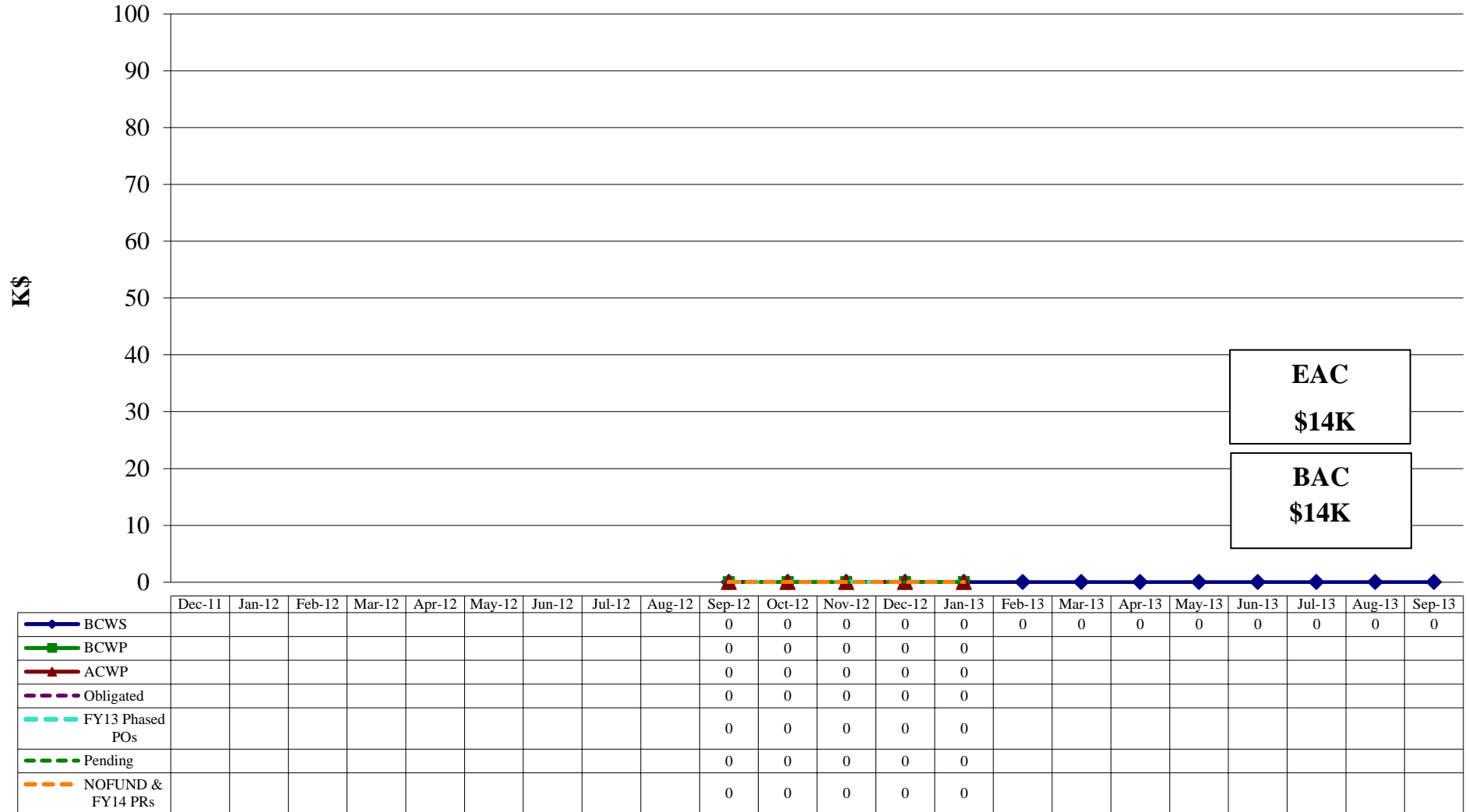
	Dec-11	Jan-12	Feb-12	Mar-12	Apr-12	May-12	Jun-12	Jul-12	Aug-12	Sep-12	Oct-12	Nov-12	Dec-12	Jan-13	Feb-13	Mar-13	Apr-13	May-13	Jun-13	Jul-13	Aug-13	Sep-13	
BCWS	61	71	71	71	71	71	71	71	71	71	71	71	71	71	71	71	71	71	71	101	132	159	
BCWP	46	56	71	71	71	71	71	71	71	71	71	71	71	71									
ACWP	57	60	61	61	61	61	61	61	61	60	60	60	60	60									
Obligated	57	60	61	61	61	61	61	61	61	60	60	60	60	60									
Pending	57	60	61	61	61	61	61	61	61	60	60	60	60	60									

12 GeV 1.8.2 Halls Pre-Ops Earned Value \$K

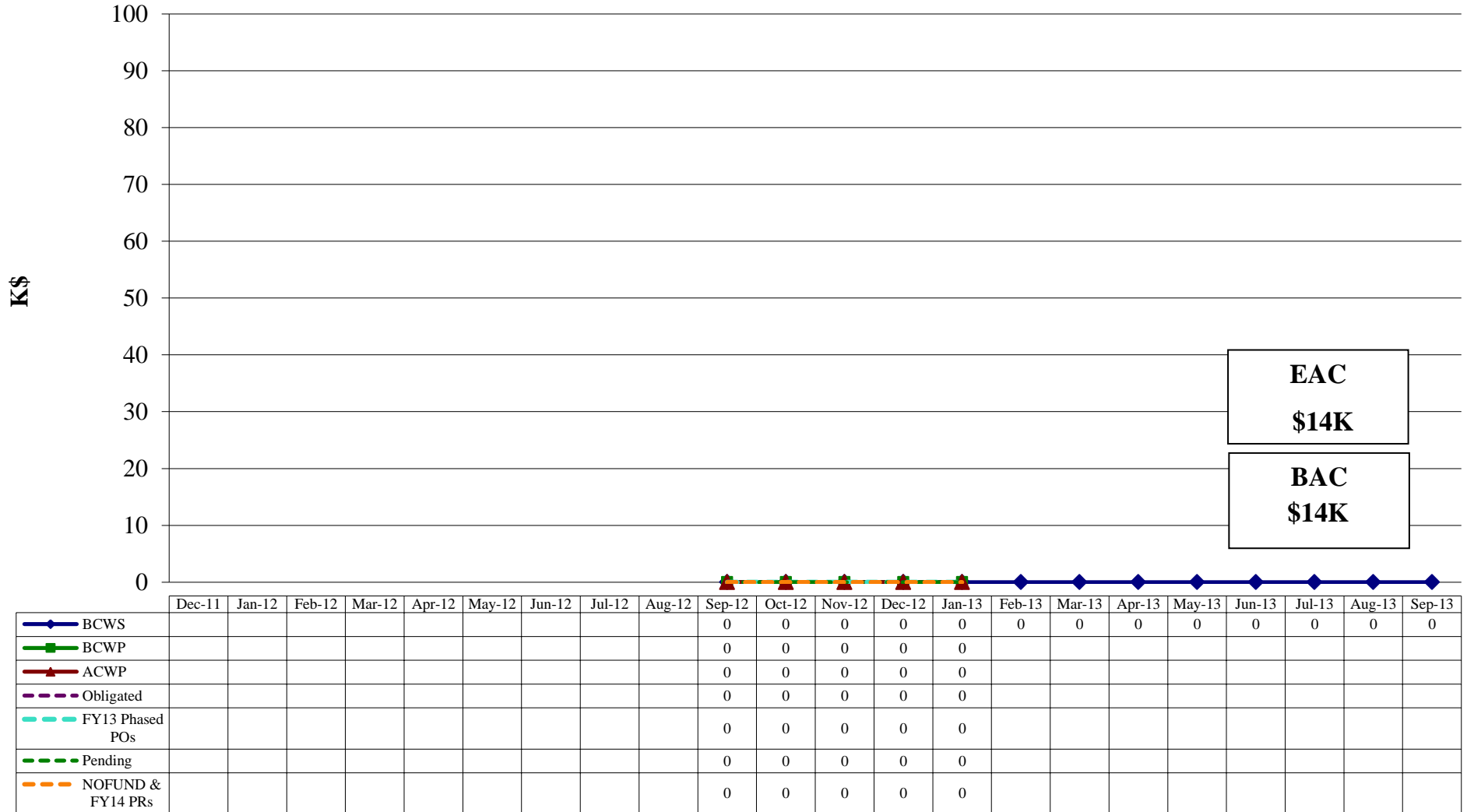


	Dec-11	Jan-12	Feb-12	Mar-12	Apr-12	May-12	Jun-12	Jul-12	Aug-12	Sep-12	Oct-12	Nov-12	Dec-12	Jan-13	Feb-13	Mar-13	Apr-13	May-13	Jun-13	Jul-13	Aug-13	Sep-13	
BCWS										0	45	159	195	392	478	520	581	671	744	811	876	962	
BCWP										0	38	102	233	262									
ACWP										0	38	138	155	171									
Obligated										0	38	138	155	171									
FY13 Phased POs										0	38	138	155	171									
Pending										0	38	138	155	171									
NOFUND & FY14 PRs										0	38	138	155	171									

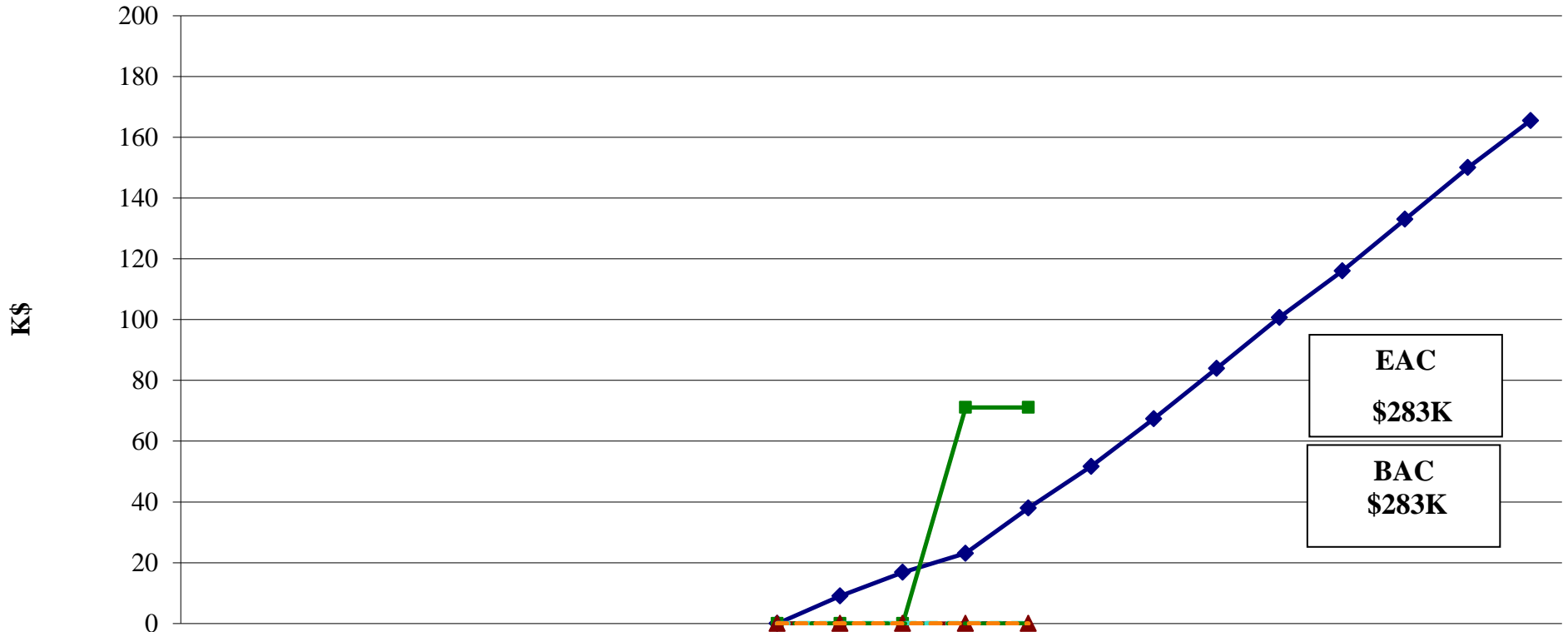
12 GeV 1.8.2.1 Hall A Checkout & Beam Commissioning Earned Value \$K



12 GeV 1.8.2.1.X Hall A Commissioning with Beam Earned Value \$K

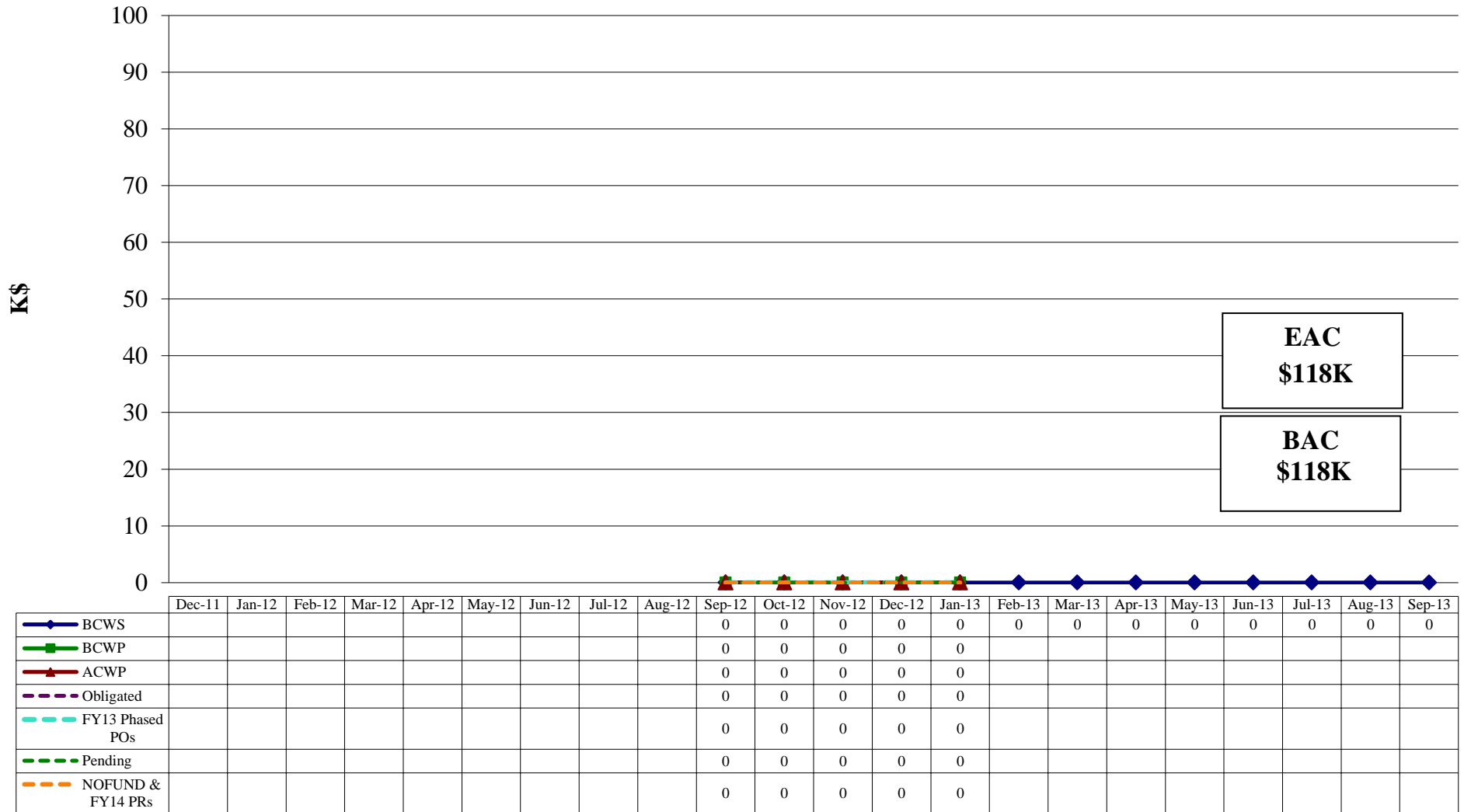


12 GeV 1.8.2.2 Hall B Checkout & Beam Commissioning Earned Value \$K

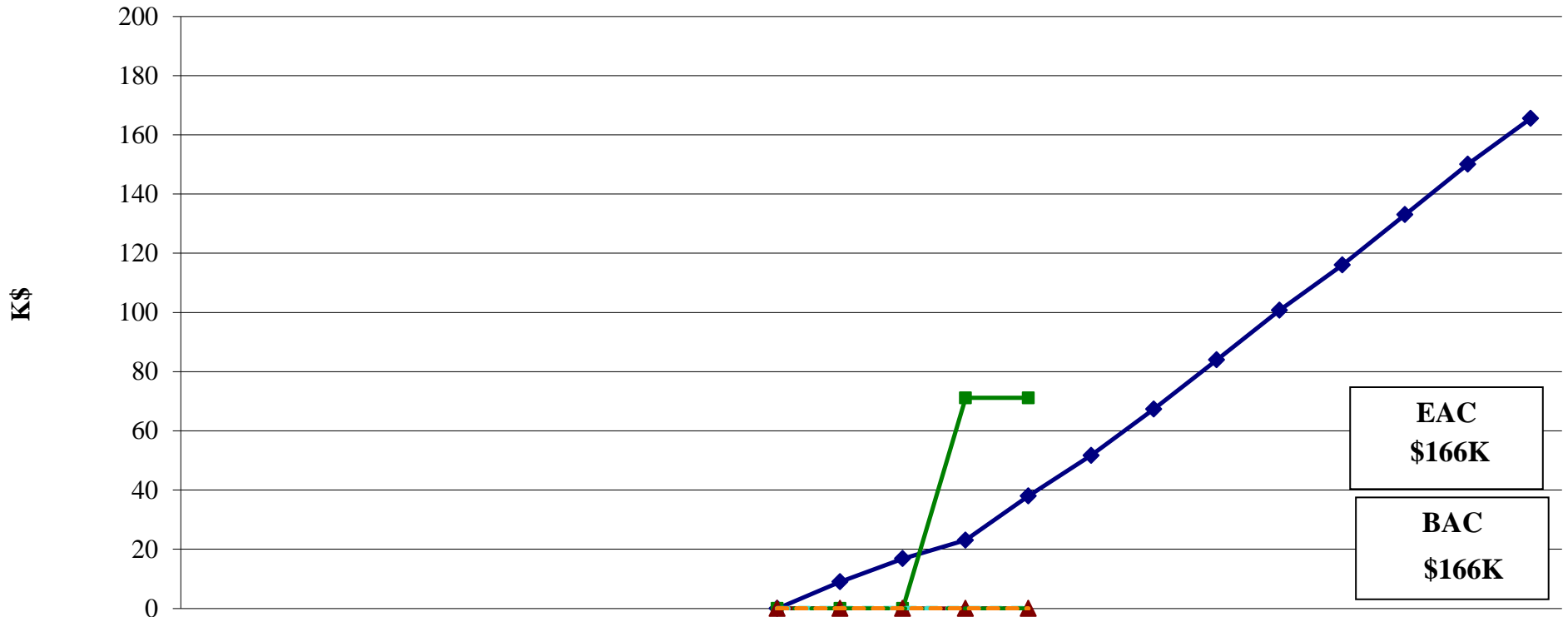


	Dec-11	Jan-12	Feb-12	Mar-12	Apr-12	May-12	Jun-12	Jul-12	Aug-12	Sep-12	Oct-12	Nov-12	Dec-12	Jan-13	Feb-13	Mar-13	Apr-13	May-13	Jun-13	Jul-13	Aug-13	Sep-13
BCWS										0	9	17	23	38	52	67	84	101	116	133	150	166
BCWP										0	0	0	71	71								
ACWP										0	0	0	0	0								
Obligated										0	0	0	0	0								
FY13 Phased POs										0	0	0	0	0								
Pending										0	0	0	0	0								
NOFUND & FY14 PRs										0	0	0	0	0								

12 GeV 1.8.2.2.X Hall B Commissioning with Beam Earned Value \$K

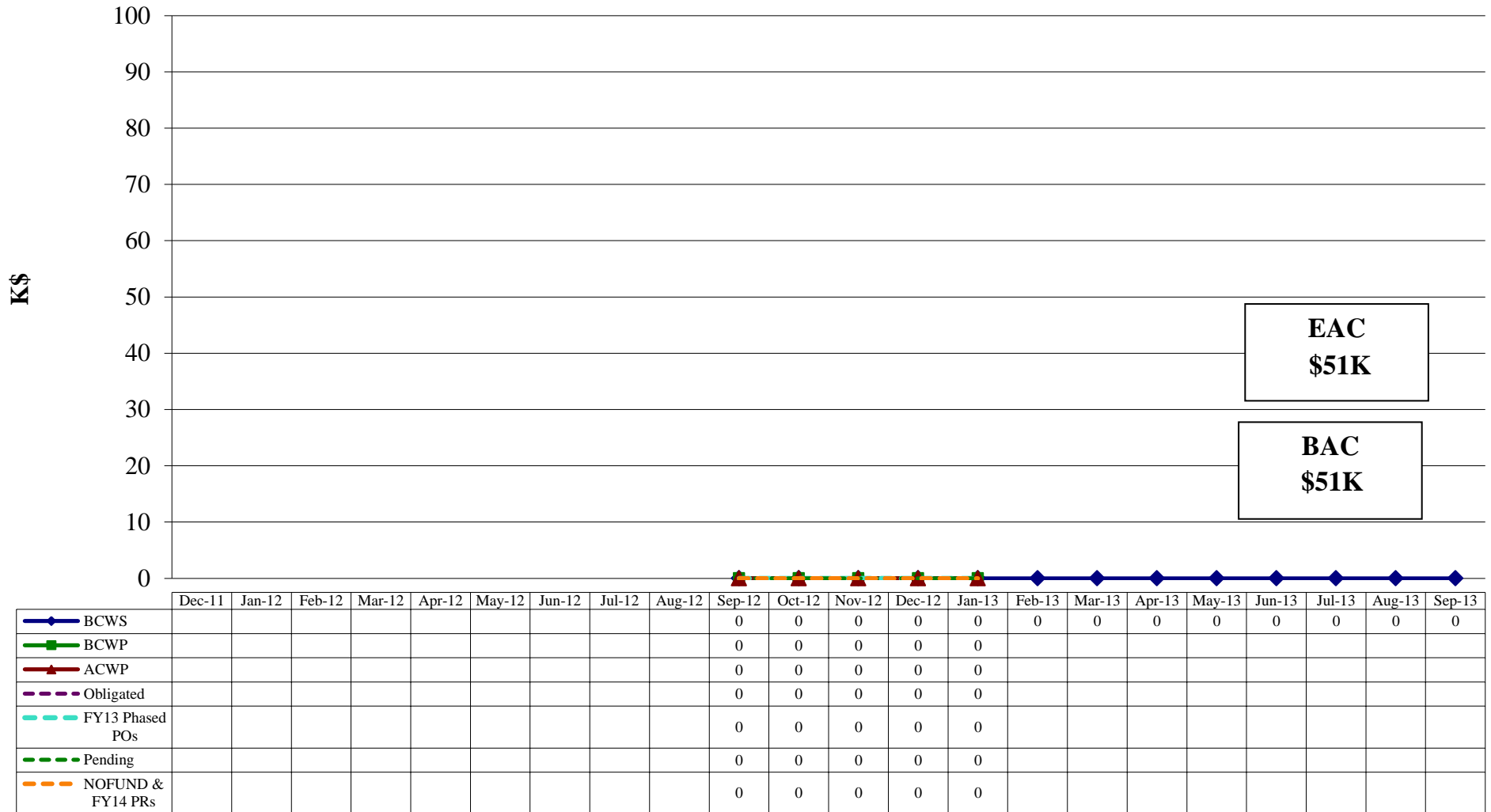


12 GeV 1.8.2.2.3 Hall B Trigger, DAQ and Online Software Checkout Earned Value \$K

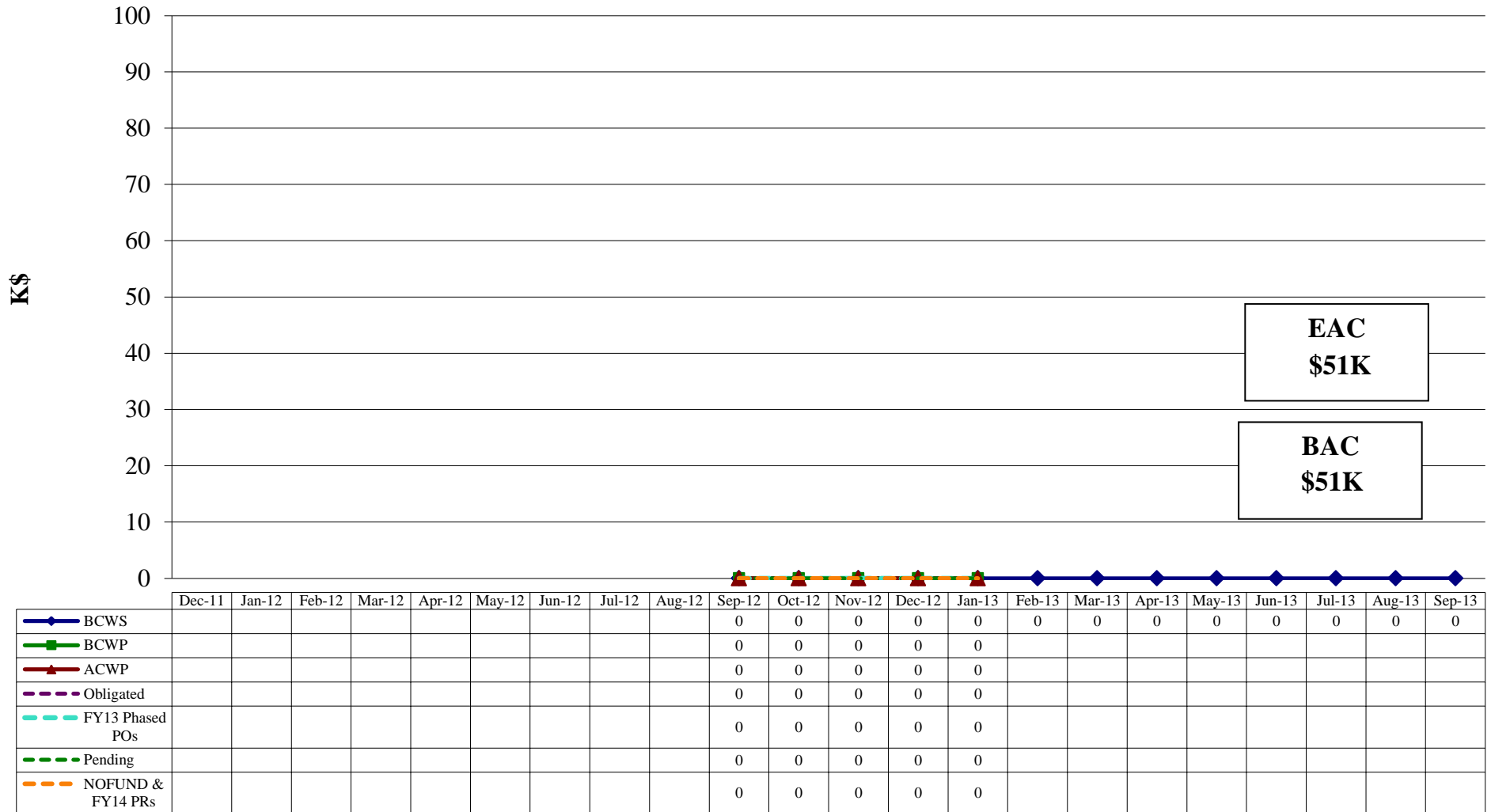


	Dec-11	Jan-12	Feb-12	Mar-12	Apr-12	May-12	Jun-12	Jul-12	Aug-12	Sep-12	Oct-12	Nov-12	Dec-12	Jan-13	Feb-13	Mar-13	Apr-13	May-13	Jun-13	Jul-13	Aug-13	Sep-13	
BCWS										0	9	17	23	38	52	67	84	101	116	133	150	166	
BCWP										0	0	0	71	71									
ACWP										0	0	0	0	0									
Obligated										0	0	0	0	0									
FY13 Phased POs										0	0	0	0	0									
Pending										0	0	0	0	0									
NOFUND & FY14 PRs										0	0	0	0	0									

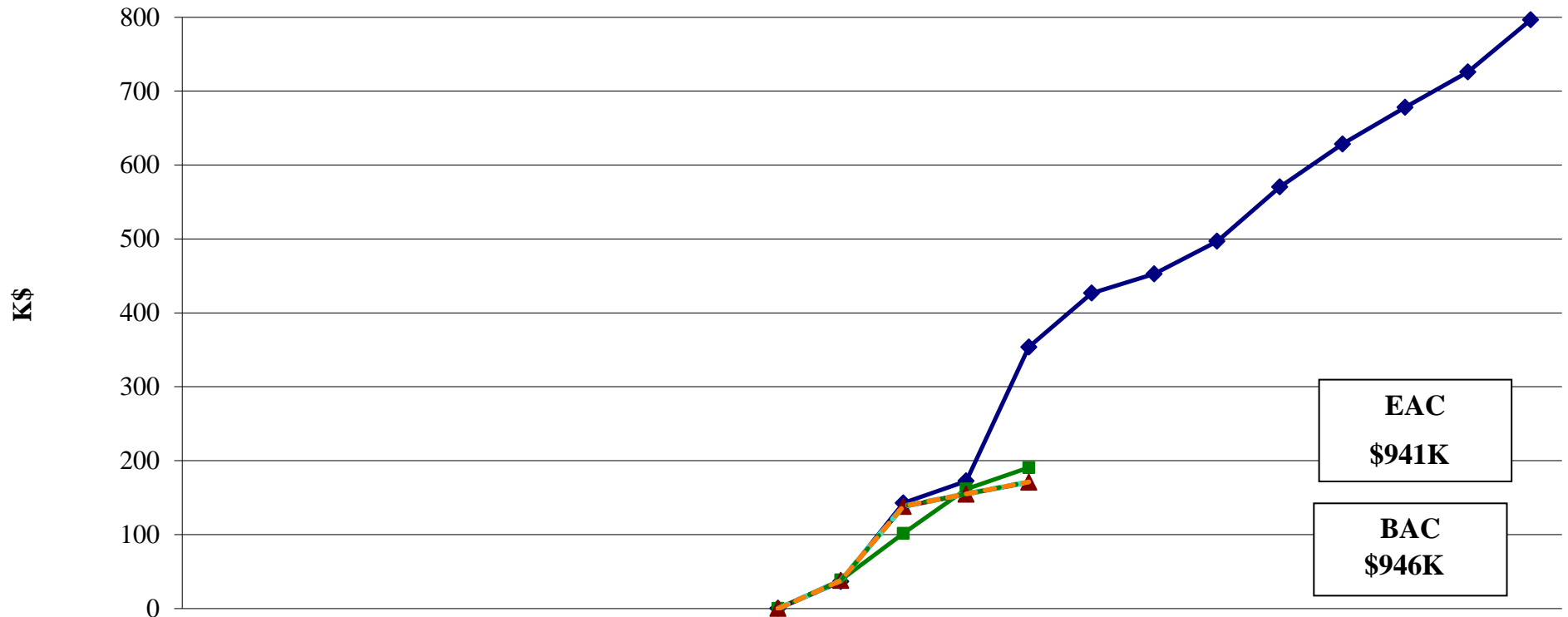
12 GeV 1.8.2.3 Hall C Checkout & Beam Commissioning Earned Value \$K



12 GeV 1.8.2.3.X Hall C Commissioning with Beam Earned Value \$K



12 GeV 1.8.2.4 Hall D Checkout & Beam Commissioning Earned Value \$K

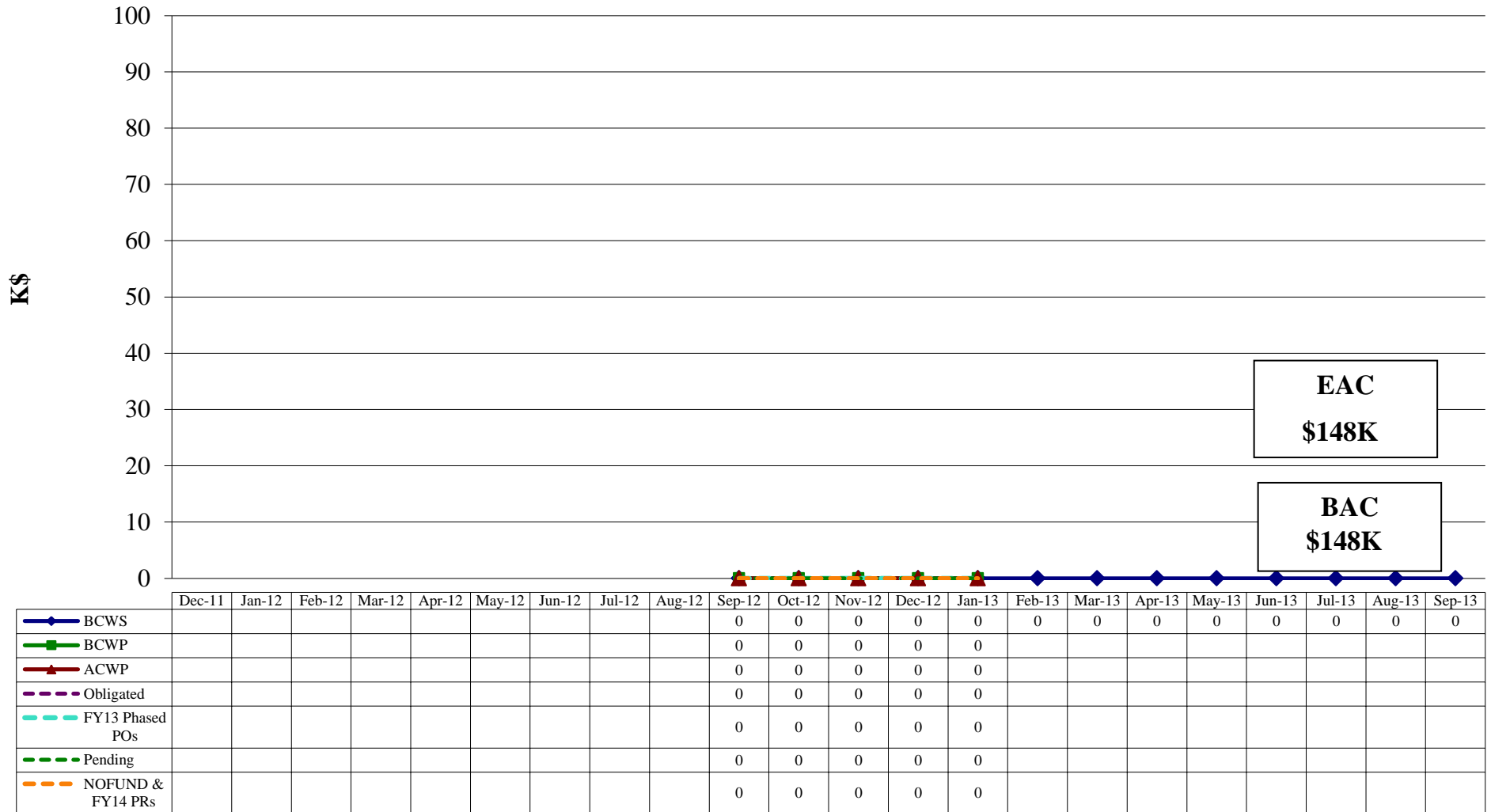


EAC
\$941K

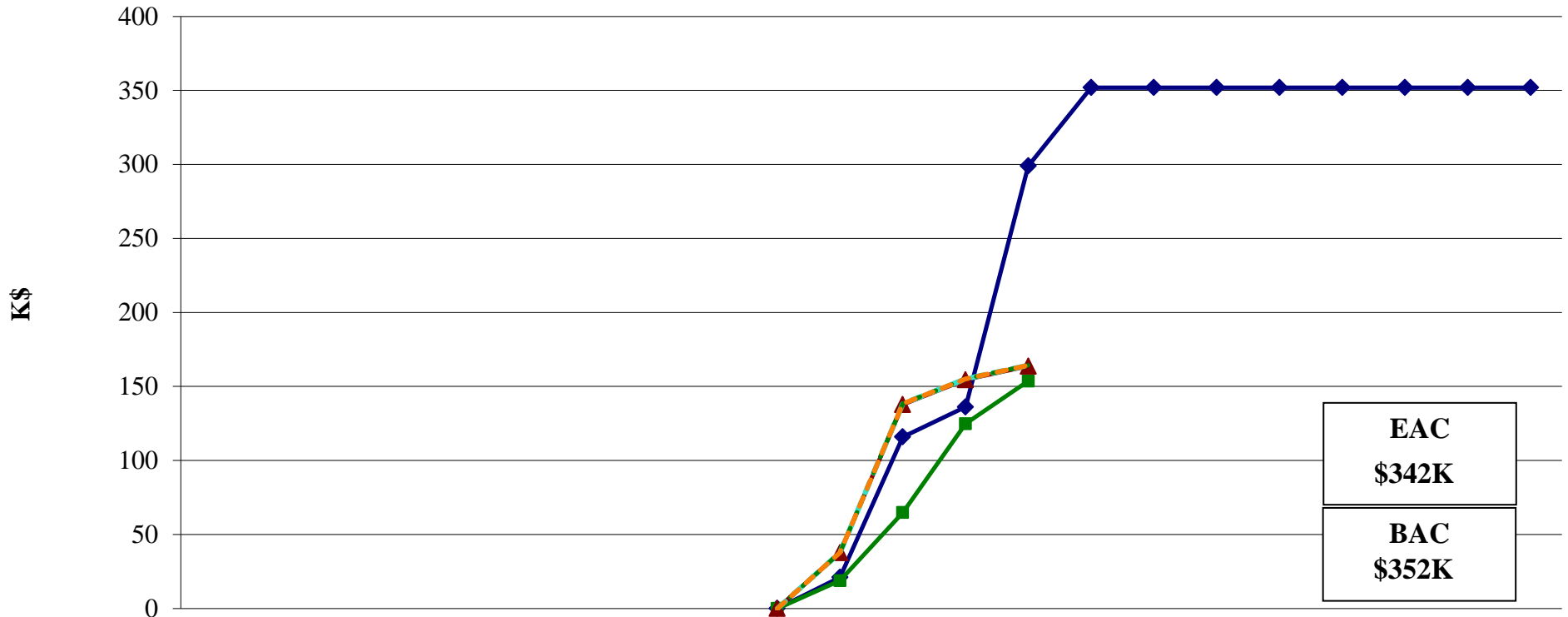
BAC
\$946K

	Dec-11	Jan-12	Feb-12	Mar-12	Apr-12	May-12	Jun-12	Jul-12	Aug-12	Sep-12	Oct-12	Nov-12	Dec-12	Jan-13	Feb-13	Mar-13	Apr-13	May-13	Jun-13	Jul-13	Aug-13	Sep-13	
BCWS										0	36	143	172	354	427	453	497	570	628	678	726	796	
BCWP										0	38	102	162	190									
ACWP										0	38	138	155	171									
Obligated										0	38	138	155	171									
FY13 Phased POs										0	38	138	155	171									
Pending										0	38	138	155	171									
NOFUND & FY14 PRs										0	38	138	155	171									

12 GeV 1.8.2.4.X Hall D Commissioning with Beam Earned Value \$K



12 GeV 1.8.2.4.1 Hall D Solenoid Commissioning Earned Value \$K

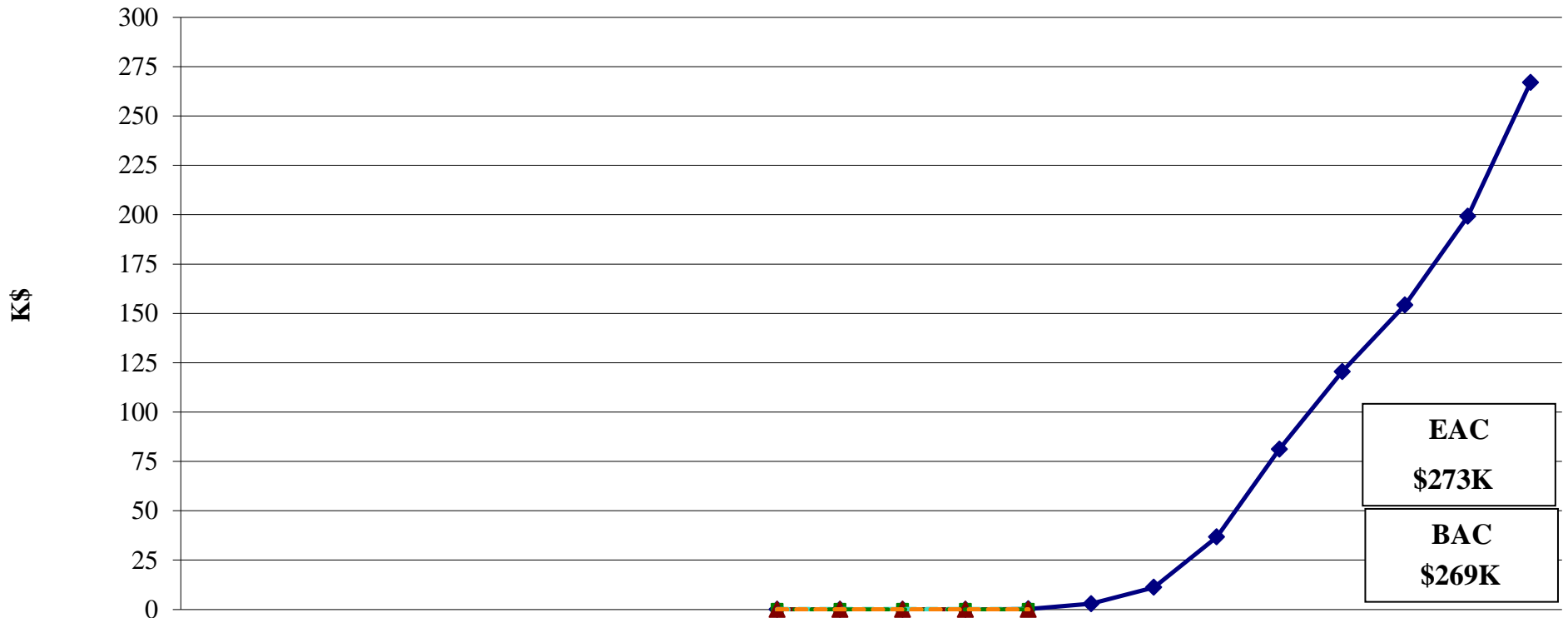


EAC \$342K
BAC \$352K

	Dec-11	Jan-12	Feb-12	Mar-12	Apr-12	May-12	Jun-12	Jul-12	Aug-12	Sep-12	Oct-12	Nov-12	Dec-12	Jan-13	Feb-13	Mar-13	Apr-13	May-13	Jun-13	Jul-13	Aug-13	Sep-13
BCWS										0	21	116	136	299	352	352	352	352	352	352	352	352
BCWP										0	19	65	125	154								
ACWP										0	38	138	155	164								
Obligated										0	38	138	155	164								
FY13 Phased POs										0	38	138	155	164								
Pending										0	38	138	155	164								
NOFUND & FY14 PRs										0	38	138	155	164								

12 GeV 1.8.2.4.3 Hall D Online Checkout

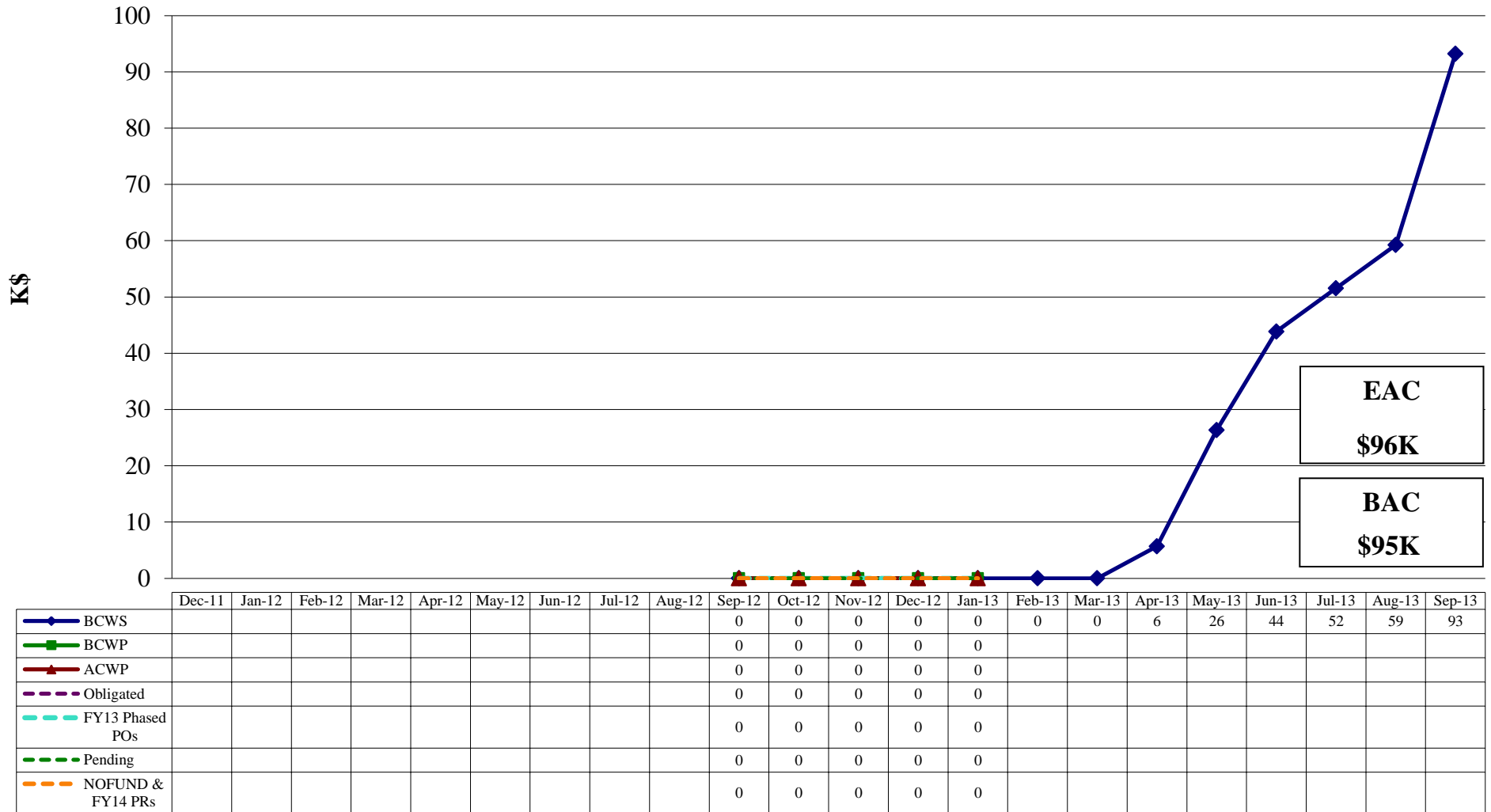
Earned Value \$K



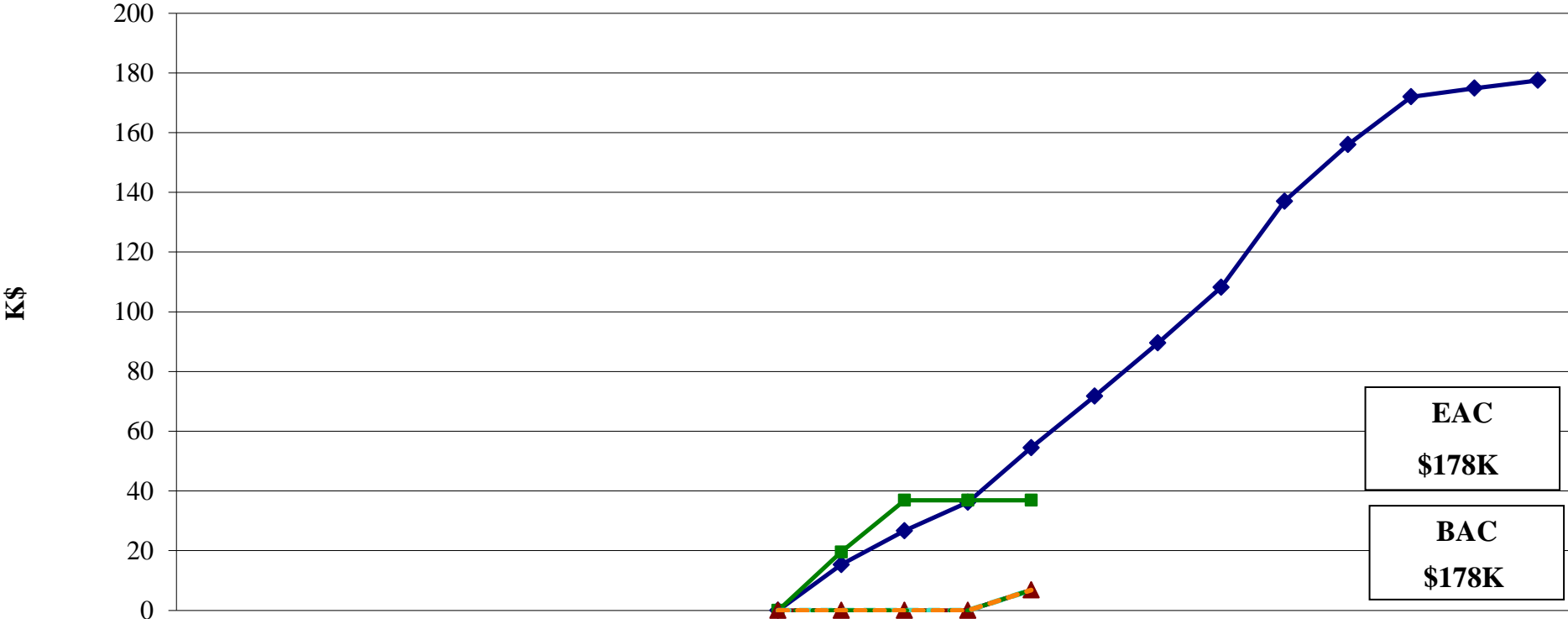
EAC
\$273K
BAC
\$269K

	Dec-11	Jan-12	Feb-12	Mar-12	Apr-12	May-12	Jun-12	Jul-12	Aug-12	Sep-12	Oct-12	Nov-12	Dec-12	Jan-13	Feb-13	Mar-13	Apr-13	May-13	Jun-13	Jul-13	Aug-13	Sep-13
BCWS										0	0	0	0	0	3	11	37	81	120	154	199	267
BCWP										0	0	0	0	0								
ACWP										0	0	0	0	0								
Obligated										0	0	0	0	0								
FY13 Phased POs										0	0	0	0	0								
Pending										0	0	0	0	0								
NOFUND & FY14 PRs										0	0	0	0	0								

12 GeV 1.8.2.4.3.1 Hall D DAQ Checkout Earned Value \$K



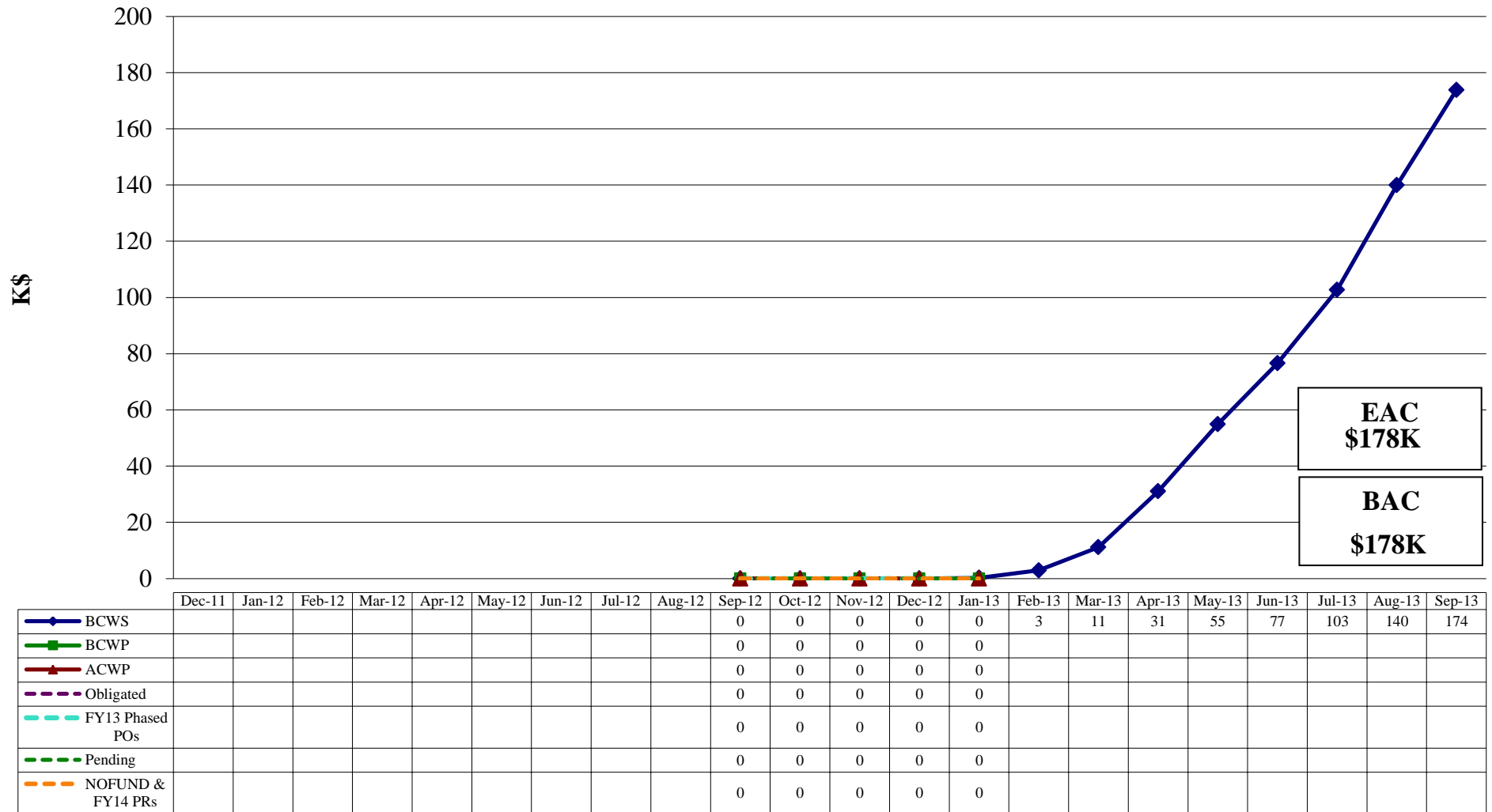
12 GeV 1.8.2.4.4 Hall D Trigger & Electronics Checkout Earned Value \$K



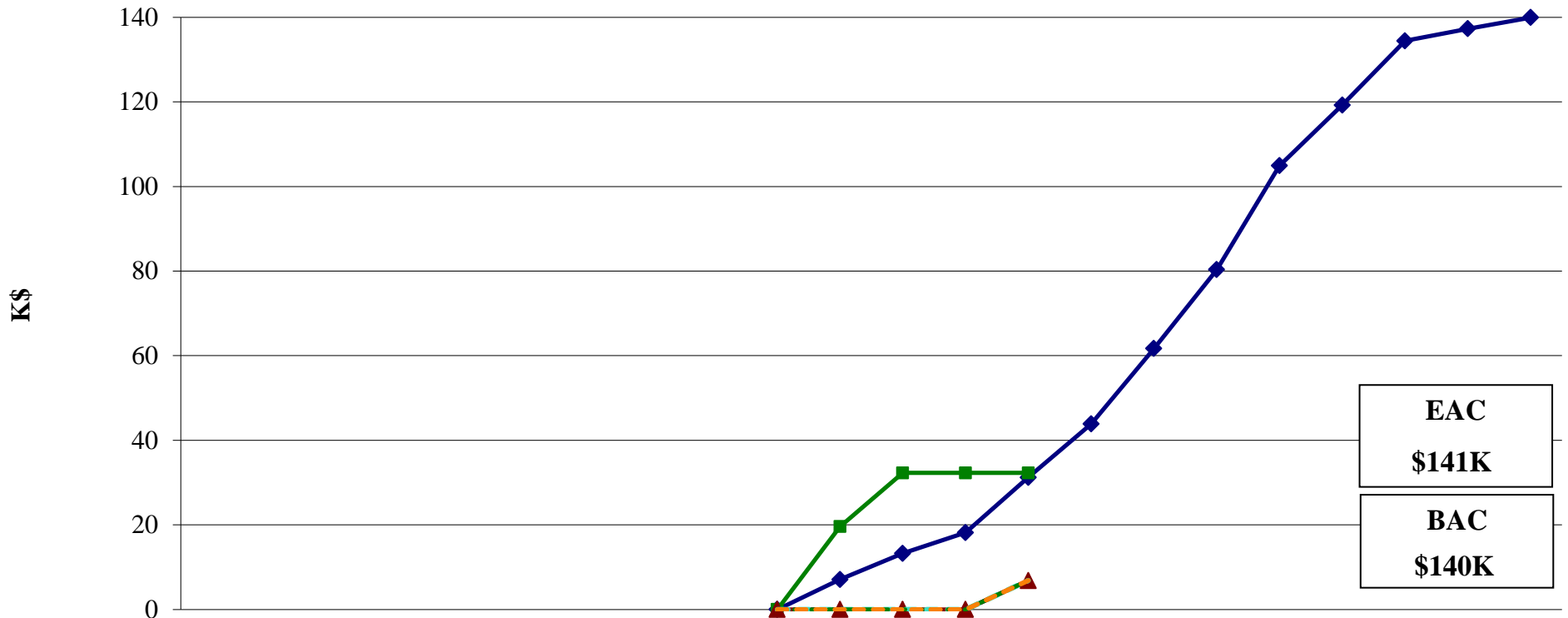
	Dec-11	Jan-12	Feb-12	Mar-12	Apr-12	May-12	Jun-12	Jul-12	Aug-12	Sep-12	Oct-12	Nov-12	Dec-12	Jan-13	Feb-13	Mar-13	Apr-13	May-13	Jun-13	Jul-13	Aug-13	Sep-13	
BCWS										0	15	27	36	54	72	90	108	137	156	172	175	178	
BCWP										0	20	37	37	37									
ACWP										0	0	0	0	7									
Obligated										0	0	0	0	7									
FY13 Phased POs										0	0	0	0	7									
Pending										0	0	0	0	7									
NOFUND & FY14 PRs										0	0	0	0	7									

12 GeV 1.8.2.4.4 Hall D Trigger & Electronics Checkout

Earned Value \$K



12 GeV 1.8.2.4.4.3 Hall D Trigger Boards-Acceptance Testing Earned Value \$K



EAC
\$141K
BAC
\$140K

	Dec-11	Jan-12	Feb-12	Mar-12	Apr-12	May-12	Jun-12	Jul-12	Aug-12	Sep-12	Oct-12	Nov-12	Dec-12	Jan-13	Feb-13	Mar-13	Apr-13	May-13	Jun-13	Jul-13	Aug-13	Sep-13	
BCWS										0	7	13	18	31	44	62	80	105	119	134	137	140	
BCWP										0	20	32	32	32									
ACWP										0	0	0	0	7									
Obligated										0	0	0	0	7									
FY13 Phased POs										0	0	0	0	7									
Pending										0	0	0	0	7									
NOFUND & FY14 PRs										0	0	0	0	7									

12 GeV 1.8.2.4.4.6 Hall D Detector Electronics Boards Checkout Earned Value \$K

