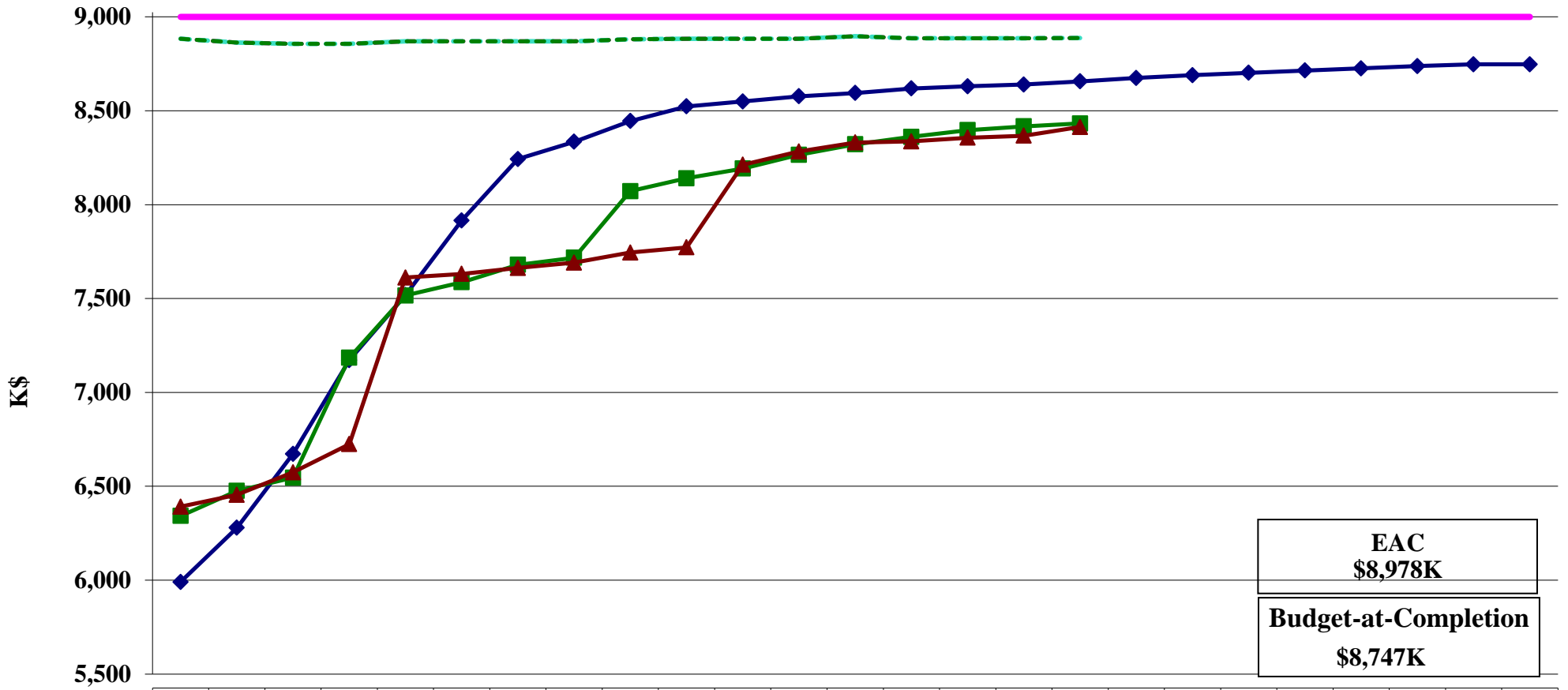


# 12 GeV 1.9 Work for Others

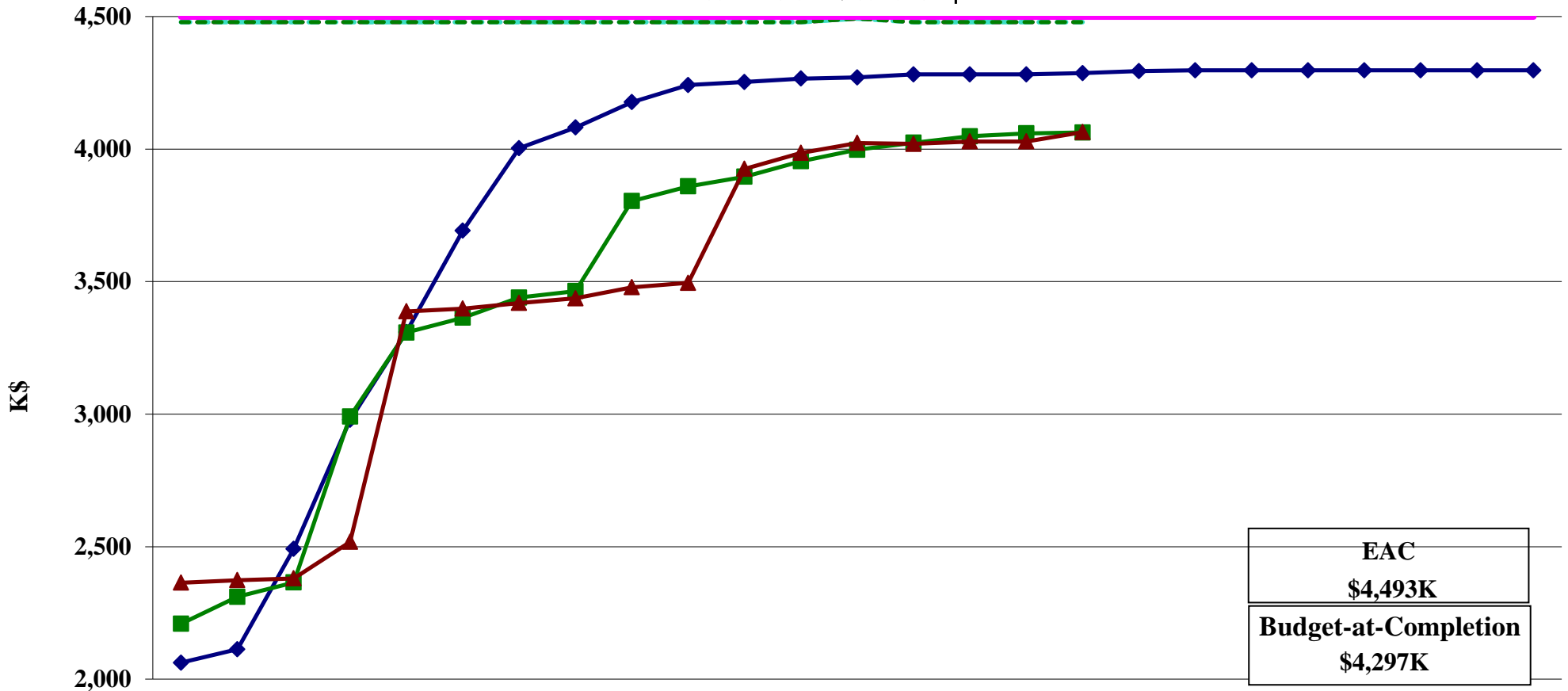
## Earned Value \$K



	Sep-11	Oct-11	Nov-11	Dec-11	Jan-12	Feb-12	Mar-12	Apr-12	May-12	Jun-12	Jul-12	Aug-12	Sep-12	Oct-12	Nov-12	Dec-12	Jan-13	Feb-13	Mar-13	Apr-13	May-13	Jun-13	Jul-13	Aug-13	Sep-13
BCWS	5,991	6,279	6,673	7,172	7,518	7,915	8,242	8,335	8,445	8,523	8,549	8,577	8,594	8,619	8,630	8,639	8,656	8,675	8,689	8,702	8,714	8,726	8,738	8,747	8,747
BCWP	6,342	6,475	6,546	7,185	7,516	7,587	7,679	7,717	8,072	8,141	8,192	8,266	8,322	8,361	8,397	8,417	8,432								
ACWP	6,392	6,454	6,575	6,724	7,612	7,631	7,663	7,691	7,745	7,772	8,213	8,283	8,331	8,337	8,356	8,367	8,413								
Obligated	8,883	8,863	8,856	8,856	8,871	8,870	8,870	8,870	8,881	8,884	8,884	8,884	8,897	8,886	8,886	8,886	8,887								
FY13 Phased PO's	8,883	8,863	8,856	8,856	8,871	8,870	8,870	8,870	8,881	8,884	8,884	8,884	8,897	8,886	8,886	8,886	8,887								
Pending	8,883	8,863	8,856	8,856	8,871	8,870	8,870	8,870	8,881	8,884	8,884	8,884	8,897	8,886	8,886	8,886	8,887								
Funding	9,000	9,000	9,000	9,000	9,000	9,000	9,000	9,000	9,000	9,000	9,000	9,000	9,000	9,000	9,000	9,000	9,000	9,000	9,000	9,000	9,000	9,000	9,000	9,000	9,000

# 12 GeV 1.9.5 Hall D Exp Equip

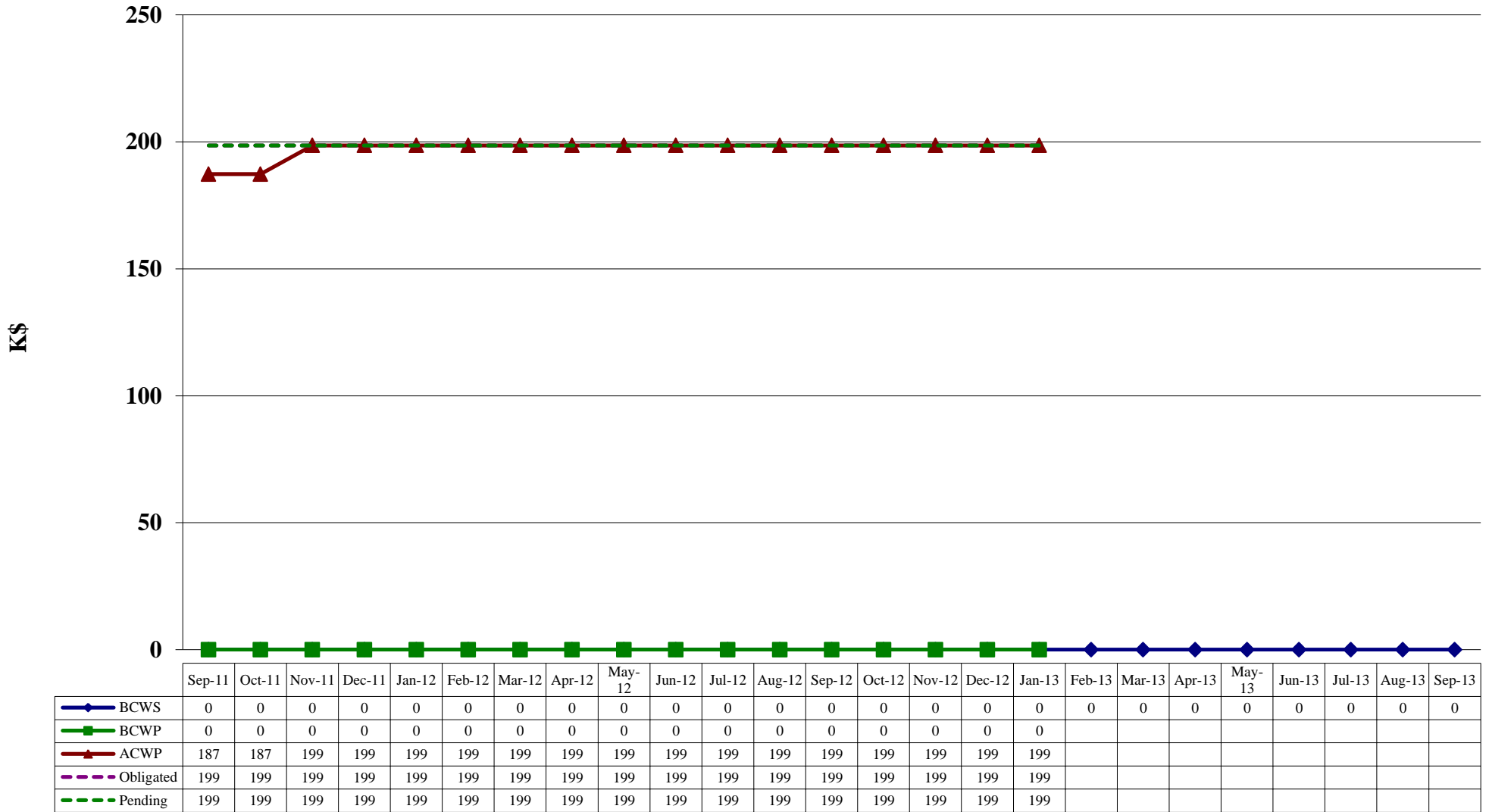
## Earned Value \$K



	Sep-11	Oct-11	Nov-11	Dec-11	Jan-12	Feb-12	Mar-12	Apr-12	May-12	Jun-12	Jul-12	Aug-12	Sep-12	Oct-12	Nov-12	Dec-12	Jan-13	Feb-13	Mar-13	Apr-13	May-13	Jun-13	Jul-13	Aug-13	Sep-13
BCWS	2,063	2,113	2,492	2,979	3,310	3,693	4,003	4,081	4,177	4,242	4,253	4,266	4,270	4,282	4,282	4,282	4,287	4,294	4,297	4,297	4,297	4,297	4,297	4,297	4,297
BCWP	2,209	2,311	2,365	2,991	3,308	3,364	3,440	3,464	3,804	3,859	3,896	3,954	3,998	4,024	4,048	4,059	4,063								
ACWP	2,364	2,374	2,380	2,518	3,388	3,398	3,419	3,437	3,479	3,496	3,926	3,986	4,023	4,020	4,029	4,029	4,064								
Obligated	4,479	4,480	4,480	4,480	4,480	4,480	4,480	4,480	4,479	4,479	4,479	4,479	4,493	4,480	4,480	4,480	4,480								
FY13 Phased PO's	4,479	4,480	4,480	4,480	4,480	4,480	4,480	4,480	4,479	4,479	4,480	4,480	4,493	4,480	4,480	4,480	4,480								
Pending	4,479	4,480	4,480	4,480	4,480	4,480	4,480	4,480	4,479	4,479	4,480	4,480	4,493	4,480	4,480	4,480	4,480								
Funding	4,500	4,500	4,500	4,500	4,500	4,500	4,500	4,500	4,500	4,500	4,500	4,500	4,500	4,500	4,500	4,500	4,500	4,500	4,500	4,500	4,500	4,500	4,500	4,500	4,500

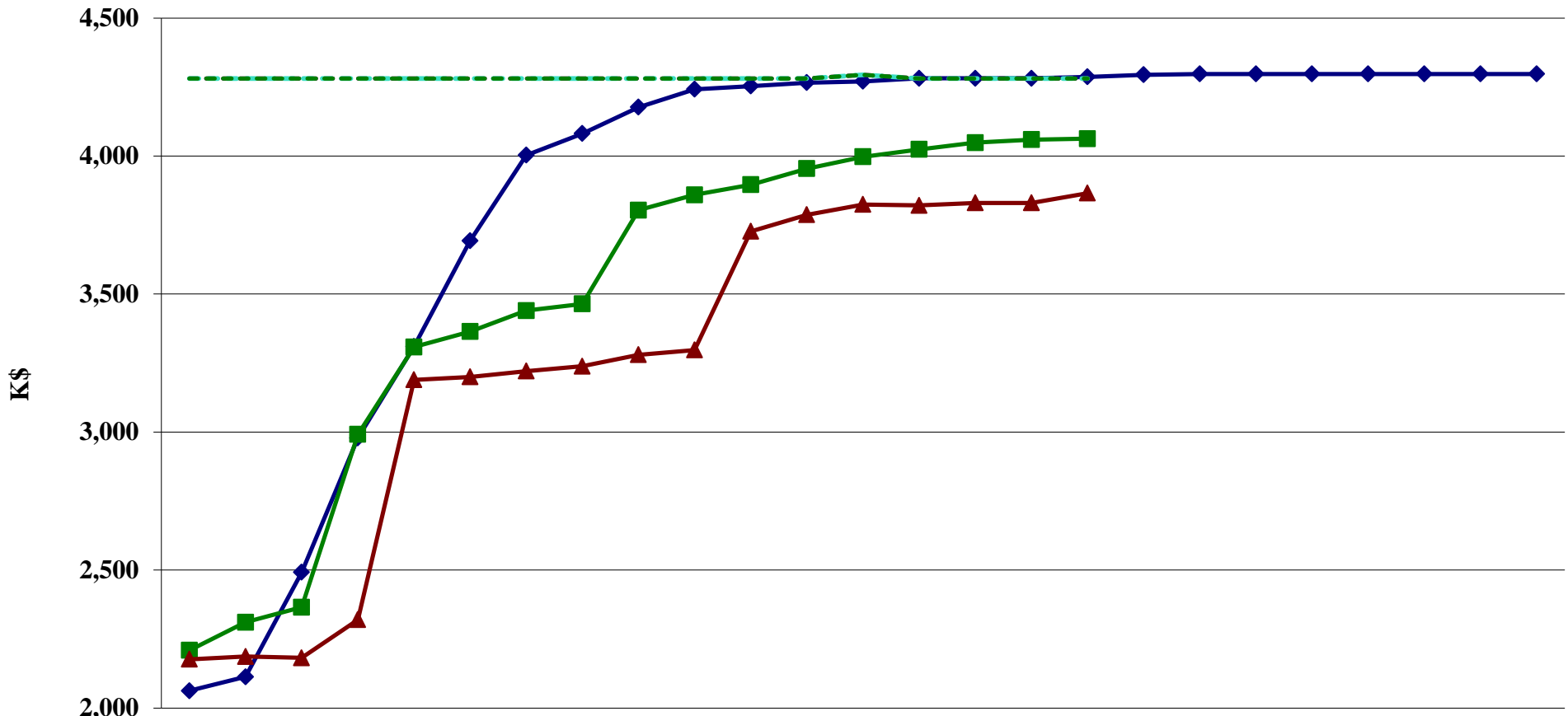
# 12 GeV 1.9.5.1 Hall D Solenoid

## Earned Value \$K



# 12 GeV 1.9.5.2 Hall D Detectors

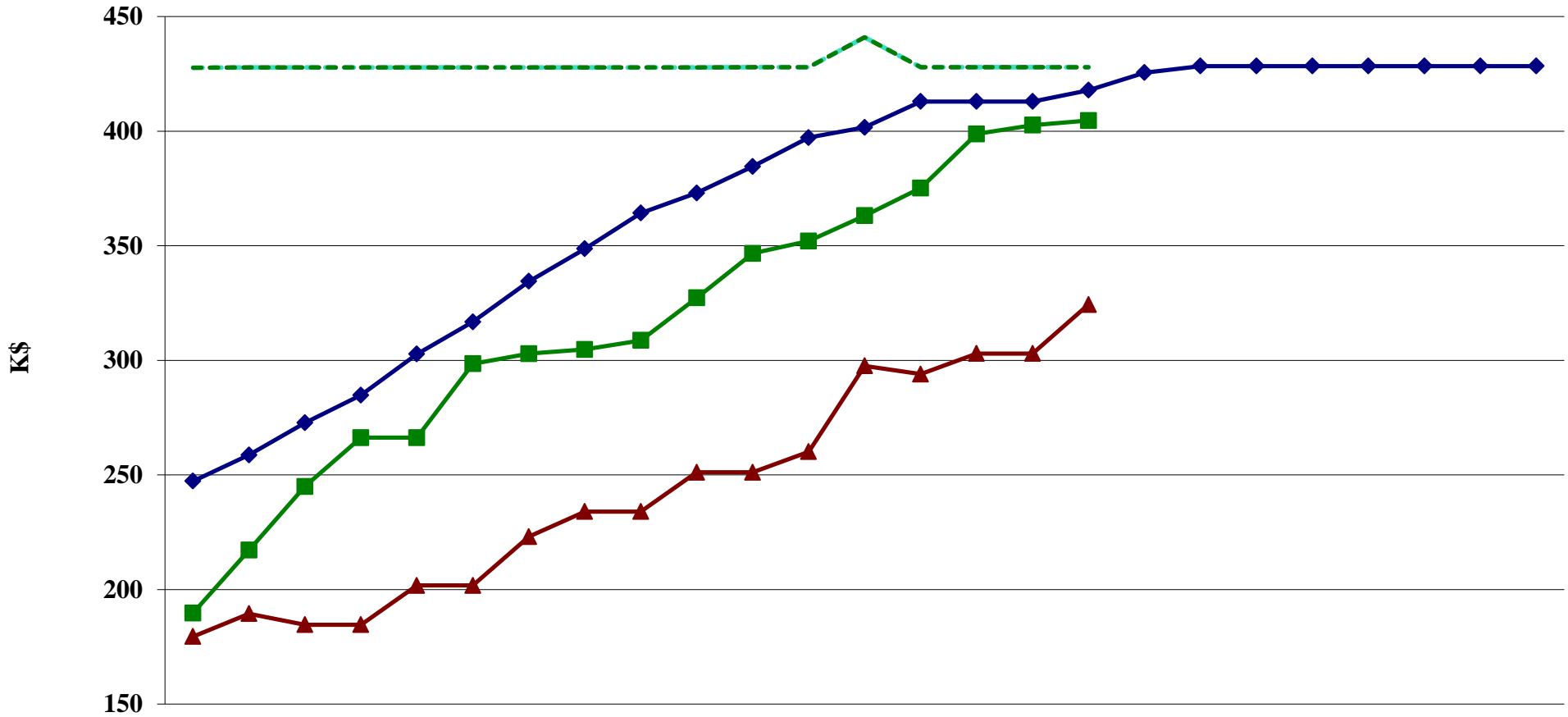
## Earned Value \$K



	Sep-11	Oct-11	Nov-11	Dec-11	Jan-12	Feb-12	Mar-12	Apr-12	May-12	Jun-12	Jul-12	Aug-12	Sep-12	Oct-12	Nov-12	Dec-12	Jan-13	Feb-13	Mar-13	Apr-13	May-13	Jun-13	Jul-13	Aug-13	Sep-13	
BCWS	2,063	2,113	2,492	2,979	3,310	3,693	4,003	4,081	4,177	4,242	4,253	4,266	4,270	4,282	4,282	4,282	4,287	4,294	4,297	4,297	4,297	4,297	4,297	4,297	4,297	4,297
BCWP	2,209	2,311	2,365	2,991	3,308	3,364	3,440	3,464	3,804	3,859	3,896	3,954	3,998	4,024	4,048	4,059	4,063									
ACWP	2,177	2,187	2,182	2,320	3,189	3,200	3,221	3,238	3,280	3,297	3,727	3,787	3,825	3,821	3,830	3,830	3,866									
Obligated	4,281	4,281	4,281	4,281	4,281	4,281	4,281	4,281	4,281	4,281	4,281	4,281	4,294	4,281	4,281	4,281	4,281									
FY13 Phased PO's	4,281	4,281	4,281	4,281	4,281	4,281	4,281	4,281	4,281	4,281	4,281	4,281	4,294	4,281	4,281	4,281	4,281									
Pending	4,281	4,281	4,281	4,281	4,281	4,281	4,281	4,281	4,281	4,281	4,281	4,281	4,294	4,281	4,281	4,281	4,281									

# 12 GeV 1.9.5.2.1 Hall D Tracking

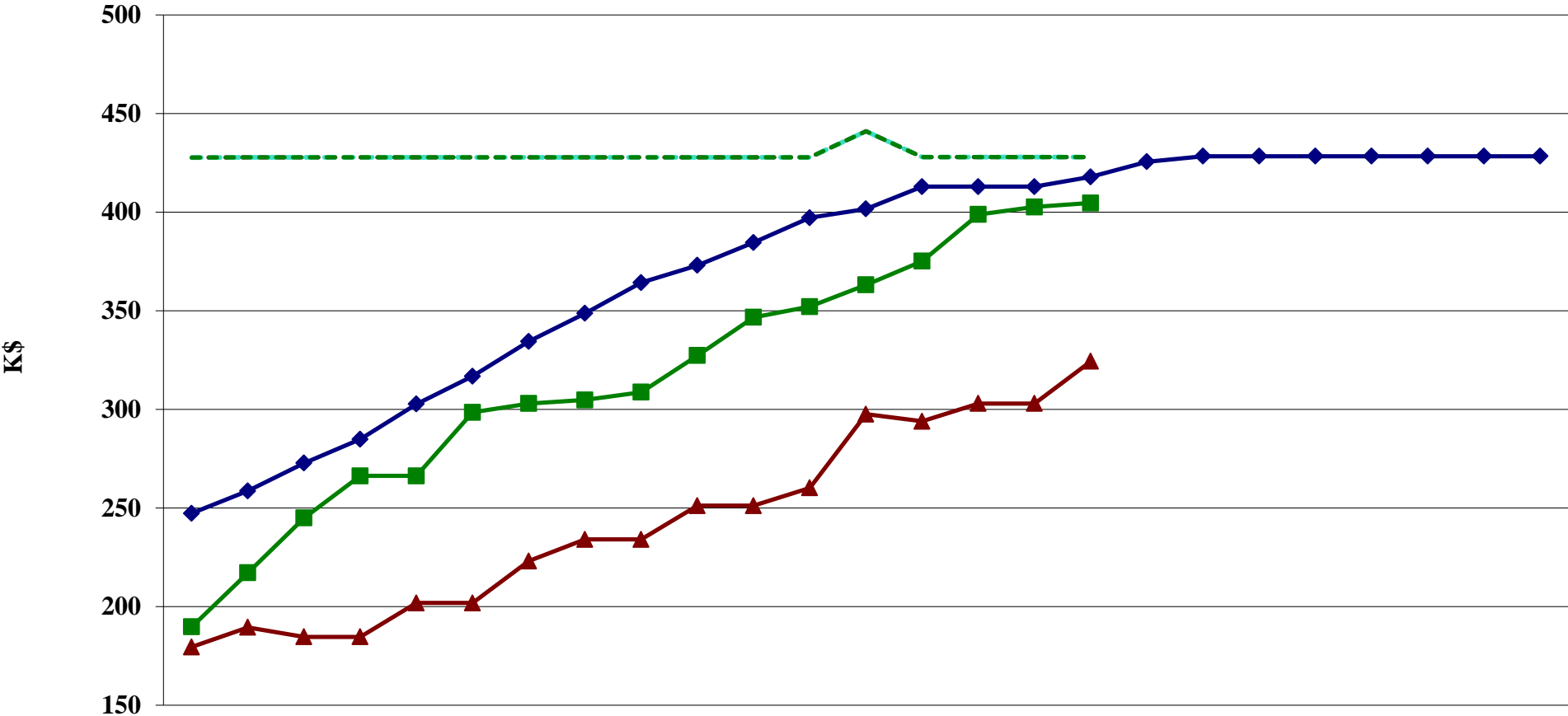
## Earned Value \$K



	Sep-11	Oct-11	Nov-11	Dec-11	Jan-12	Feb-12	Mar-12	Apr-12	May-12	Jun-12	Jul-12	Aug-12	Sep-12	Oct-12	Nov-12	Dec-12	Jan-13	Feb-13	Mar-13	Apr-13	May-13	Jun-13	Jul-13	Aug-13	Sep-13	
BCWS	247	259	273	285	303	317	334	349	364	373	385	397	402	413	413	413	418	426	428	428	428	428	428	428	428	428
BCWP	190	217	245	266	266	299	303	305	309	327	347	352	363	375	399	403	405									
ACWP	180	189	185	185	202	202	223	234	234	251	251	260	298	294	303	303	324									
Obligated	428	428	428	428	428	428	428	428	428	428	428	428	441	428	428	428	428									
FY13 Phased PO's	428	428	428	428	428	428	428	428	428	428	428	428	441	428	428	428	428									
Pending	428	428	428	428	428	428	428	428	428	428	428	428	441	428	428	428	428									

# 12 GeV 1.9.5.2.1.2 Hall D Central Chambers

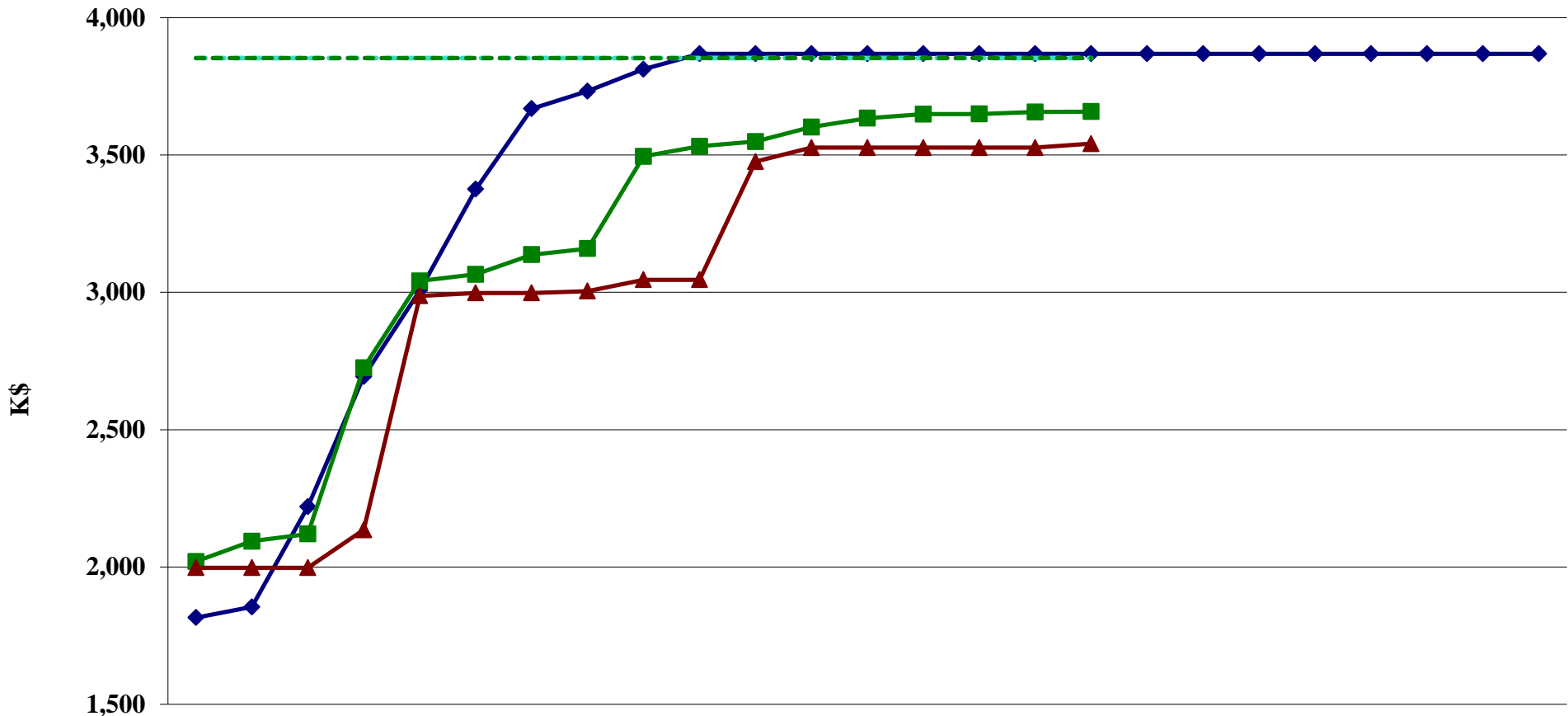
## Earned Value \$K



	Sep-11	Oct-11	Nov-11	Dec-11	Jan-12	Feb-12	Mar-12	Apr-12	May-12	Jun-12	Jul-12	Aug-12	Sep-12	Oct-12	Nov-12	Dec-12	Jan-13	Feb-13	Mar-13	Apr-13	May-13	Jun-13	Jul-13	Aug-13	Sep-13	
BCWS	247	259	273	285	303	317	334	349	364	373	385	397	402	413	413	413	418	426	428	428	428	428	428	428	428	428
BCWP	190	217	245	266	266	299	303	305	309	327	347	352	363	375	399	403	405									
ACWP	180	189	185	185	202	202	223	234	234	251	251	260	298	294	303	303	324									
Obligated	428	428	428	428	428	428	428	428	428	428	428	428	441	428	428	428	428									
FY13 Phased PO's	428	428	428	428	428	428	428	428	428	428	428	428	441	428	428	428	428									
Pending	428	428	428	428	428	428	428	428	428	428	428	428	441	428	428	428	428									

# 12 GeV 1.9.5.2.2 Hall D Calorimetry

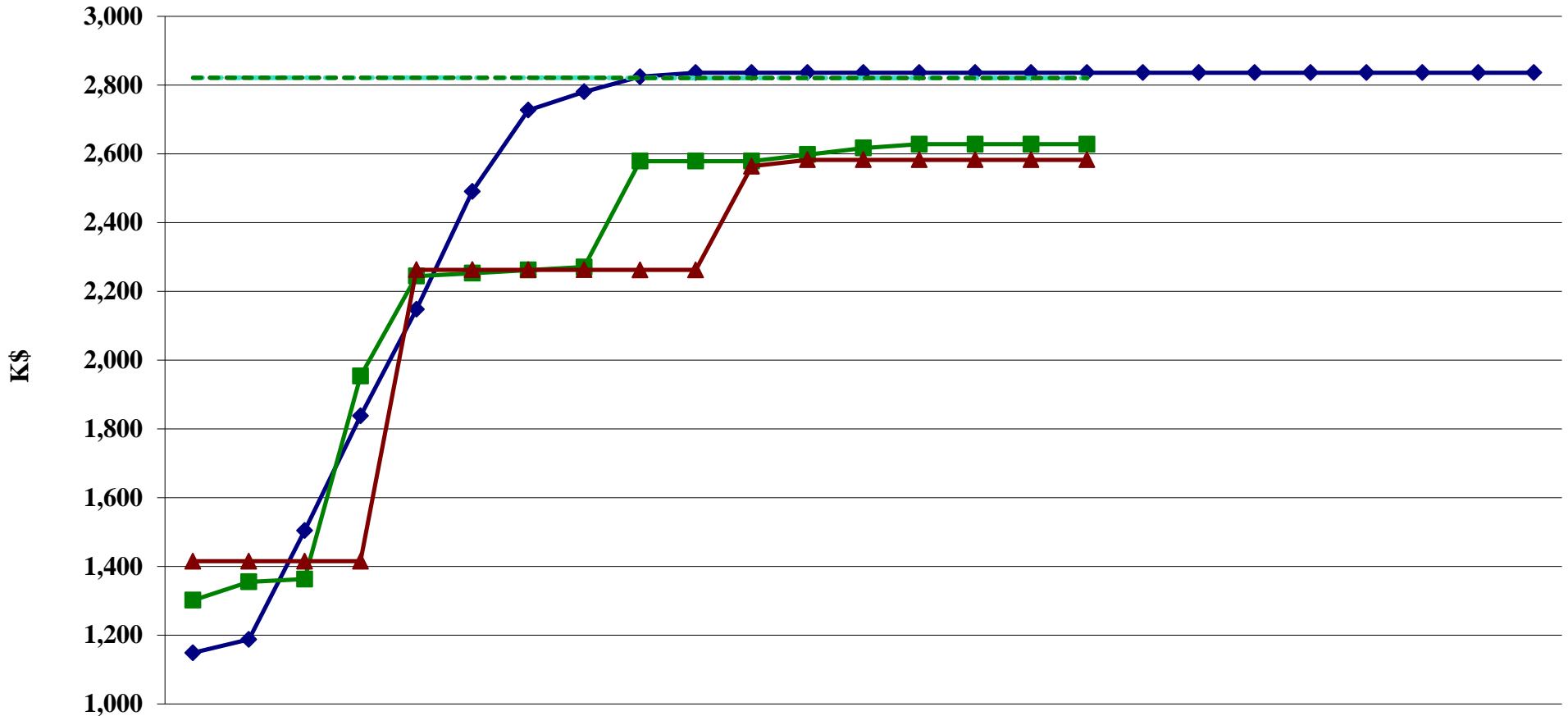
## Earned Value \$K



	Sep-11	Oct-11	Nov-11	Dec-11	Jan-12	Feb-12	Mar-12	Apr-12	May-12	Jun-12	Jul-12	Aug-12	Sep-12	Oct-12	Nov-12	Dec-12	Jan-13	Feb-13	Mar-13	Apr-13	May-13	Jun-13	Jul-13	Aug-13	Sep-13	
BCWS	1,815	1,854	2,219	2,694	3,007	3,376	3,669	3,733	3,813	3,869	3,869	3,869	3,869	3,869	3,869	3,869	3,869	3,869	3,869	3,869	3,869	3,869	3,869	3,869	3,869	3,869
BCWP	2,019	2,094	2,120	2,725	3,042	3,065	3,137	3,159	3,495	3,532	3,549	3,602	3,634	3,649	3,649	3,657	3,658									
ACWP	1,997	1,997	1,997	2,135	2,987	2,998	2,998	3,004	3,046	3,046	3,476	3,527	3,527	3,527	3,527	3,527	3,541									
Obligated	3,853	3,853	3,853	3,853	3,853	3,853	3,853	3,853	3,853	3,853	3,853	3,853	3,853	3,853	3,853	3,853	3,853									
FY13 Phased PO's	3,853	3,853	3,853	3,853	3,853	3,853	3,853	3,853	3,853	3,853	3,853	3,853	3,853	3,853	3,853	3,853	3,853									
Pending	3,853	3,853	3,853	3,853	3,853	3,853	3,853	3,853	3,853	3,853	3,853	3,853	3,853	3,853	3,853	3,853	3,853									

# 12 GeV 1.9.5.2.2.1 Hall D BCal

## Earned Value \$K

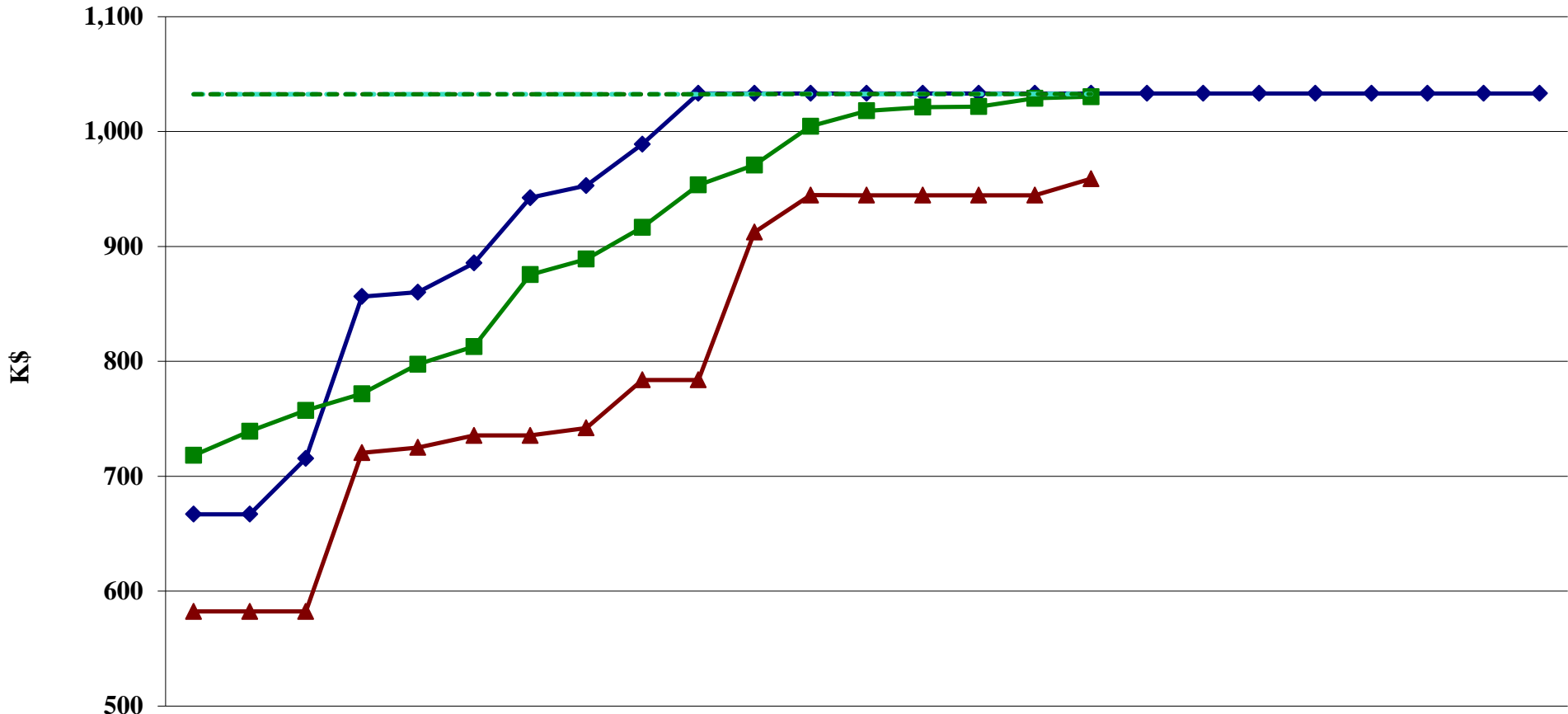


	Sep-11	Oct-11	Nov-11	Dec-11	Jan-12	Feb-12	Mar-12	Apr-12	May-12	Jun-12	Jul-12	Aug-12	Sep-12	Oct-12	Nov-12	Dec-12	Jan-13	Feb-13	Mar-13	Apr-13	May-13	Jun-13	Jul-13	Aug-13	Sep-13	
BCWS	1,148	1,187	1,504	1,837	2,147	2,490	2,726	2,780	2,824	2,836	2,836	2,836	2,836	2,836	2,836	2,836	2,836	2,836	2,836	2,836	2,836	2,836	2,836	2,836	2,836	2,836
BCWP	1,301	1,355	1,363	1,953	2,244	2,253	2,262	2,271	2,579	2,579	2,579	2,598	2,616	2,628	2,628	2,628	2,628									
ACWP	1,415	1,415	1,415	1,415	2,262	2,262	2,262	2,262	2,262	2,262	2,563	2,582	2,582	2,582	2,582	2,582	2,582									
Obligated	2,821	2,821	2,821	2,821	2,821	2,821	2,821	2,821	2,820	2,820	2,820	2,820	2,820	2,820	2,820	2,820	2,820									
FY13 Phased PO's	2,821	2,821	2,821	2,821	2,821	2,821	2,821	2,821	2,820	2,820	2,820	2,820	2,820	2,820	2,820	2,820	2,820									
Pending	2,821	2,821	2,821	2,821	2,821	2,821	2,821	2,821	2,820	2,820	2,820	2,820	2,820	2,820	2,820	2,820	2,820									



# 12 GeV 1.9.5.2.2.2 Hall D FCal

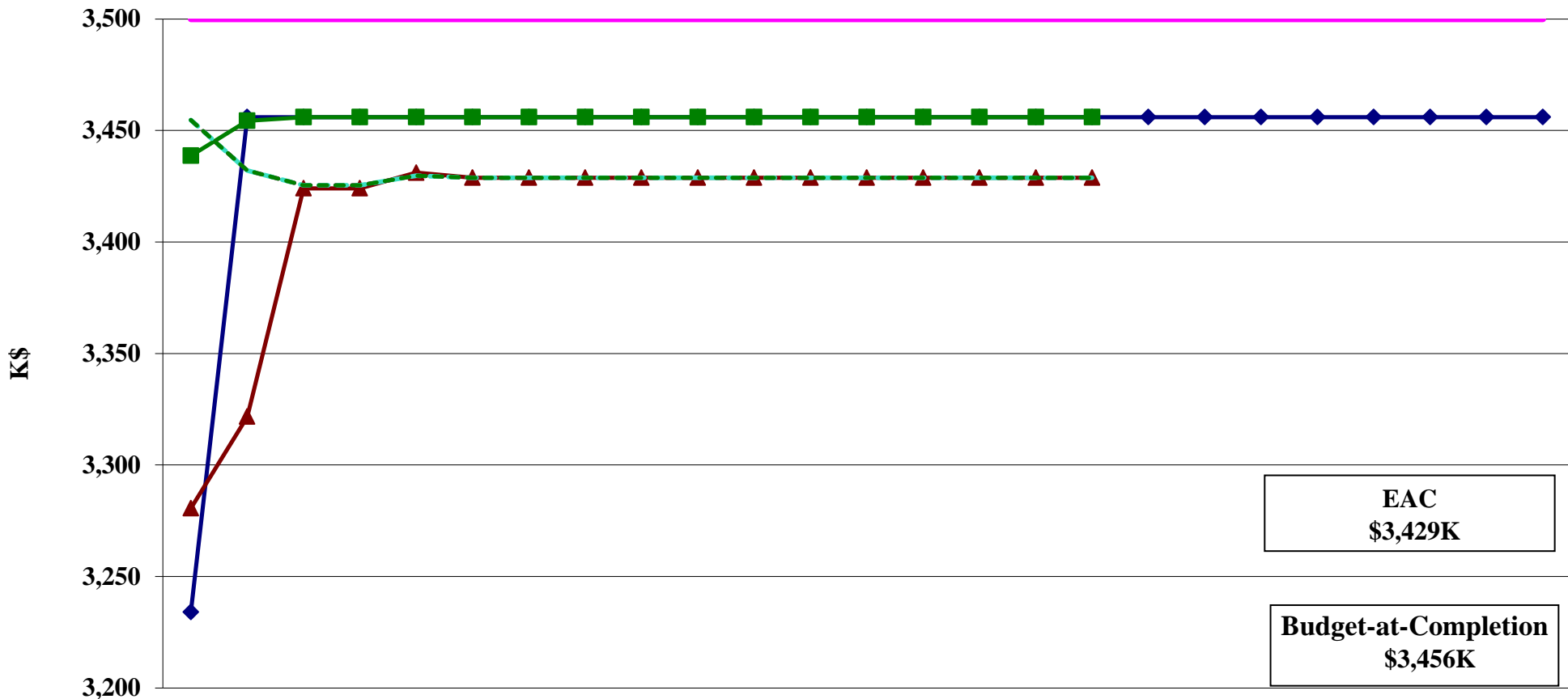
## Earned Value \$K



	Sep-11	Oct-11	Nov-11	Dec-11	Jan-12	Feb-12	Mar-12	Apr-12	May-12	Jun-12	Jul-12	Aug-12	Sep-12	Oct-12	Nov-12	Dec-12	Jan-13	Feb-13	Mar-13	Apr-13	May-13	Jun-13	Jul-13	Aug-13	Sep-13	
BCWS	667	667	715	856	860	886	942	953	989	1,033	1,033	1,033	1,033	1,033	1,033	1,033	1,033	1,033	1,033	1,033	1,033	1,033	1,033	1,033	1,033	1,033
BCWP	718	739	757	772	797	813	875	889	917	953	971	1,005	1,018	1,021	1,022	1,029	1,030									
ACWP	582	582	582	720	725	735	735	742	784	784	912	945	945	945	945	945	959									
Obligated	1,032	1,033	1,033	1,033	1,033	1,033	1,033	1,033	1,033	1,033	1,033	1,033	1,033	1,033	1,033	1,033	1,033									
FY13 Phased PO's	1,032	1,033	1,033	1,033	1,033	1,033	1,033	1,033	1,033	1,033	1,033	1,033	1,033	1,033	1,033	1,033	1,033									
Pending	1,032	1,033	1,033	1,033	1,033	1,033	1,033	1,033	1,033	1,033	1,033	1,033	1,033	1,033	1,033	1,033	1,033									

# 12 GeV 1.9.6 N&S LCW

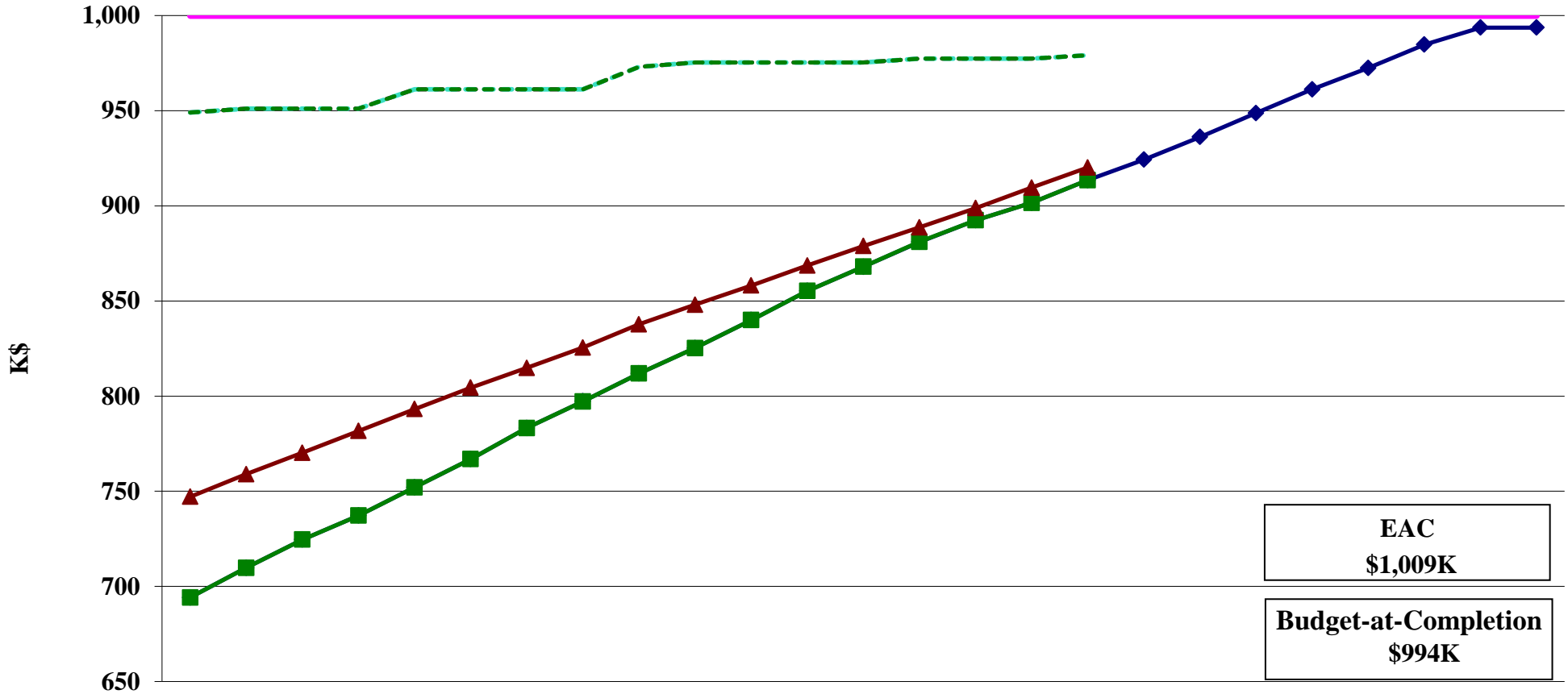
## Earned Value \$K



	Sep-11	Oct-11	Nov-11	Dec-11	Jan-12	Feb-12	Mar-12	Apr-12	May-12	Jun-12	Jul-12	Aug-12	Sep-12	Oct-12	Nov-12	Dec-12	Jan-13	Feb-13	Mar-13	Apr-13	May-13	Jun-13	Jul-13	Aug-13	Sep-13
BCWS	3,234	3,456	3,456	3,456	3,456	3,456	3,456	3,456	3,456	3,456	3,456	3,456	3,456	3,456	3,456	3,456	3,456	3,456	3,456	3,456	3,456	3,456	3,456	3,456	3,456
BCWP	3,439	3,454	3,456	3,456	3,456	3,456	3,456	3,456	3,456	3,456	3,456	3,456	3,456	3,456	3,456	3,456	3,456								
ACWP	3,281	3,322	3,424	3,424	3,431	3,429	3,429	3,429	3,429	3,429	3,429	3,429	3,429	3,429	3,429	3,429	3,429								
Obligated	3,455	3,432	3,425	3,425	3,430	3,429	3,429	3,429	3,429	3,429	3,429	3,429	3,429	3,429	3,429	3,429	3,429								
FY13 Phased PO's	3,455	3,432	3,425	3,425	3,430	3,429	3,429	3,429	3,429	3,429	3,429	3,429	3,429	3,429	3,429	3,429	3,429								
Pending	3,455	3,432	3,425	3,425	3,430	3,429	3,429	3,429	3,429	3,429	3,429	3,429	3,429	3,429	3,429	3,429	3,429								
Funding	3,500	3,500	3,500	3,500	3,500	3,500	3,500	3,500	3,500	3,500	3,500	3,500	3,500	3,500	3,500	3,500	3,500	3,500	3,500	3,500	3,500	3,500	3,500	3,500	3,500

# 12 GeV 1.9.7 Infrastructure

## Earned Value \$K



**EAC**  
**\$1,009K**

**Budget-at-Completion**  
**\$994K**

	Sep-11	Oct-11	Nov-11	Dec-11	Jan-12	Feb-12	Mar-12	Apr-12	May-12	Jun-12	Jul-12	Aug-12	Sep-12	Oct-12	Nov-12	Dec-12	Jan-13	Feb-13	Mar-13	Apr-13	May-13	Jun-13	Jul-13	Aug-13	Sep-13
BCWS	694	710	725	737	752	767	783	797	812	825	840	855	868	881	892	902	913	924	936	949	961	972	985	994	994
BCWP	694	710	725	737	752	767	783	797	812	825	840	855	868	881	892	902	913								
ACWP	747	759	770	782	793	804	815	826	838	848	858	869	879	889	899	910	920								
Obligated	949	951	951	951	961	961	961	961	973	975	975	975	975	977	977	977	979								
FY13 Phased PO's	949	951	951	951	961	961	961	961	973	975	975	975	975	977	977	977	979								
Pending	949	951	951	951	961	961	961	961	973	975	975	975	975	977	977	977	979								
Funding	1,000	1,000	1,000	1,000	1,000	1,000	1,000	1,000	1,000	1,000	1,000	1,000	1,000	1,000	1,000	1,000	1,000	1,000	1,000	1,000	1,000	1,000	1,000	1,000	1,000

# 12 GeV 1.10 Non-DOE Scope Earned Value \$K

